A WORLD OF ACCESSORIES 2018

METALGLAS
BONOMI
ITALY

Questo catalogo ha lo scopo di tracciare una panoramica sull'infinito mondo dei sistemi, dei componenti e degli accessori Metalglas.
La gamma completa e dettagliata dei prodotti è disponibile sul nuovo sito internet **www.metalglas.it**.
In ogni articolo qui illustrato troverete la pagina di riferimento del listino 2017.

This catalogue has the goal to show an overview of the wide world of systems, components and accessories by Metalglas.
The complete and detailed range of products is available in our new website **www.metalglas.it**.
With any article illustrated in the catalogue you will also find its page reference for the price list 2017.

Der vorliegende Katalog bietet eine Übersicht über das unendliche Angebot der Systeme, der Komponenten und des Zubehörs von Metalglas.
Das vollständige und ausführliche Angebot der Produkte wird in internet **www.metalglas.it** präsentiert.
Für jedes hier abgebildete Produkt wird die Bezugsseite der Preisliste 2017 angegeben.

MY METALGLAS

- MYMETALGLAS è L'innovativo configuratore gratuito pensato per semplificare la realizzazione di sistemi in vetro temperato, ideati con i prodotti Metalglas.
- MYMETALGLAS is the innovative free configurator designed with Metalglas products, able to simplify the creation of systems in tempered glass.
- MYMETALGLAS ist ein innovativer und kostenloser Konfigurator, der zur Vereinfachung der Umsetzung von Systemen aus gehärtetem Glas mit Produkten von Metalglas entwickelt wurde.

- Calcolare le misure esatte per tagliare o forare un vetro non è un'operazione semplice. Per questo abbiamo realizzato MYMETALGLAS, **lo strumento che minimizza il rischio di errore e velocizza il tuo lavoro.**
- Calculating the exact measures for cutting or drilling a piece of glass is not a simple operation. For this reason, we created MYMETALGLAS, **the tool that minimises the risk of error and speeds up your work.**
- Die exakten Abmessungen zum Schneiden oder Bohren eines Glases zu ermitteln, ist nicht einfach. Daher haben wir MYMETALGLAS entwickelt, **ein Instrument, mit dem das Fehlerrisiko minimiert und Ihre Arbeit beschleunigt wird.**

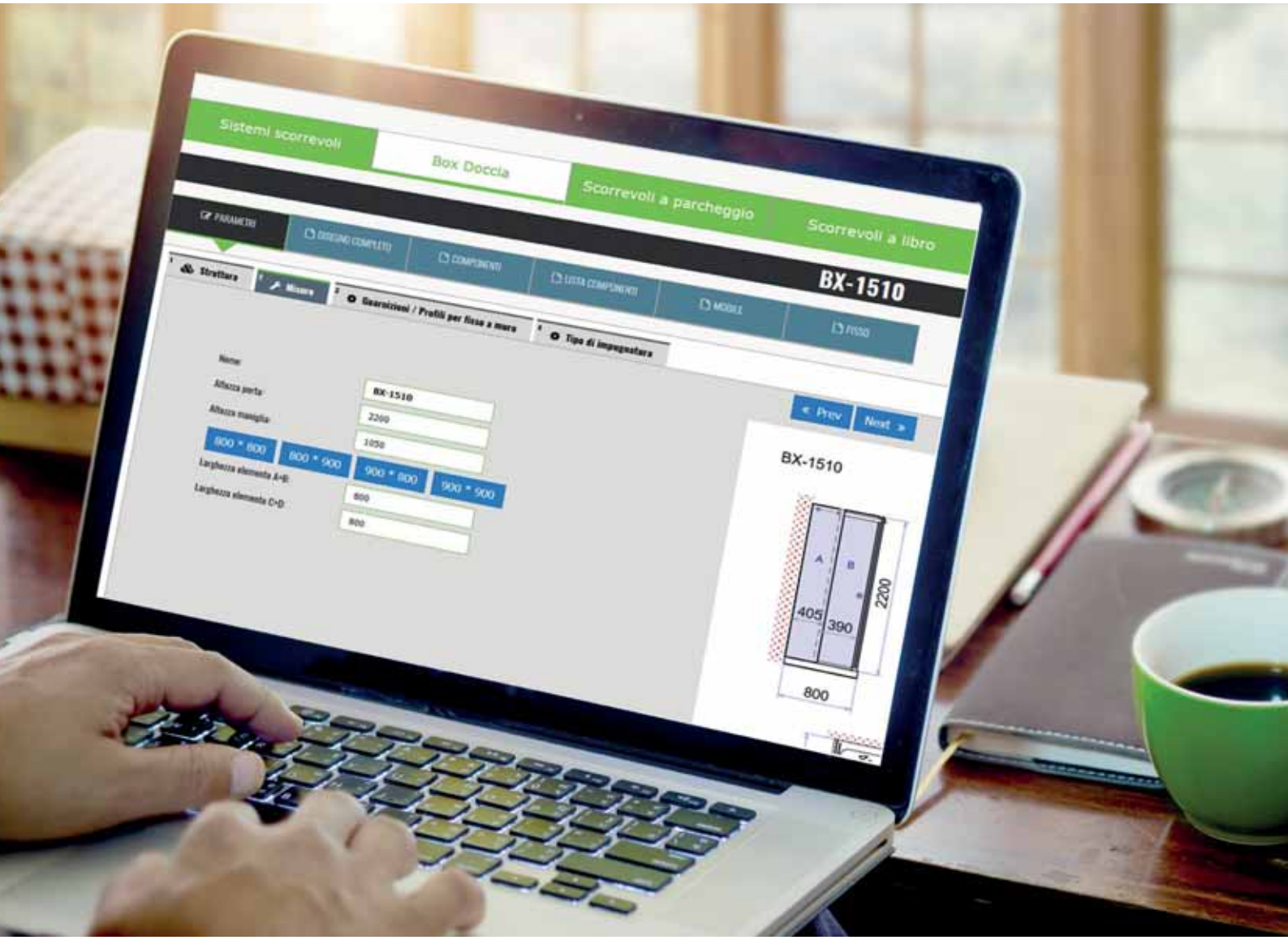

MYMETALGLAS È UN PRODOTTO ESCLUSIVO DI METALGLAS

MYMETALGLAS IS AN EXCLUSIVE METALGLAS PRODUCT

MYMETALGLAS IST EIN EXKLUSIVPRODUKT VON METALGLAS

IL CONFIGURATORE ESCLUSIVO PER I CLIENTI METALGLAS
THE EXCLUSIVE CONFIGURATOR FOR METALGLAS CUSTOMERS
DER EXKLUSIVE KONFIGURATOR FÜR KUNDEN VON METALGLAS

COS'È | WHAT IS IT? | WAS IST DAS?

- MYMETALGLAS è il configuratore gratuito pensato per semplificare la realizzazione di sistemi in vetro temperato realizzando prodotti Metalglas.
- MYMETALGLAS is the free configurator designed with Metalglas products, able to simplify the creation of systems in tempered glass.
- MYMETALGLAS ist ein kostenloser Konfigurator, der entwickelt wurde, um die Umsetzung von Systemen aus gehärtetem Glas mit Produkten von Metalglas zu vereinfachen.

PENSATO PER TE | DESIGNED FOR YOU | FÜR SIE ENTWICKELT

- Bastano pochi semplici passaggi per registrarsi e accedere al programma. È sufficiente scegliere i prodotti e gli accessori per ottenere le misure esecutive di taglio vetro necessarie al tuo progetto.
- Only a few simple steps to register and have access to the programme. Just choose the products and accessories to get the precise measures needed for the glass to be cut to your project's specifications.
- Wenige einfache schritte reichen aus, um sich zu registrieren und das Programm aufzurufen. Danach müssen sie einfach die Produkte und Zubehörteile auswählen, um die tatsächlichen Schnittmaße für das Glas zu erhalten, das sie für ihr Projekt benötigen.

COME FUNZIONA | HOW IT WORKS | WIE FUNKTIONIERT ES?

- Calcolare le misure esatte per tagliare o forare un vetro non è mai semplice. MYMETALGLAS è lo strumento operativo pensato per aiutarti a lavorare meglio e più velocemente.
- Calculating the exact measures for cutting or drilling a piece of glass is never simple. MyMetalglas is the operational tool designed to help you work faster and better.
- Das Berechnen der genauen Maße, um ein Glas zu schneiden oder zu bohren, ist nicht einfach. MYMETALGLAS ist das perfekte Instrument, das Ihnen dabei hilft, besser und schneller zu arbeiten.

FACILITA IL TUO LAVORO CON:
SIMPLIFY YOUR WORK WITH:
ERLEICHTERN SIE IHRE ARBEIT MIT:

MYMETALGLAS.IT

COME UTILIZZARE MYMETALGLAS
HOW TO USE MYMETALGLAS
VERWENDUNG VON MYMETALGLAS

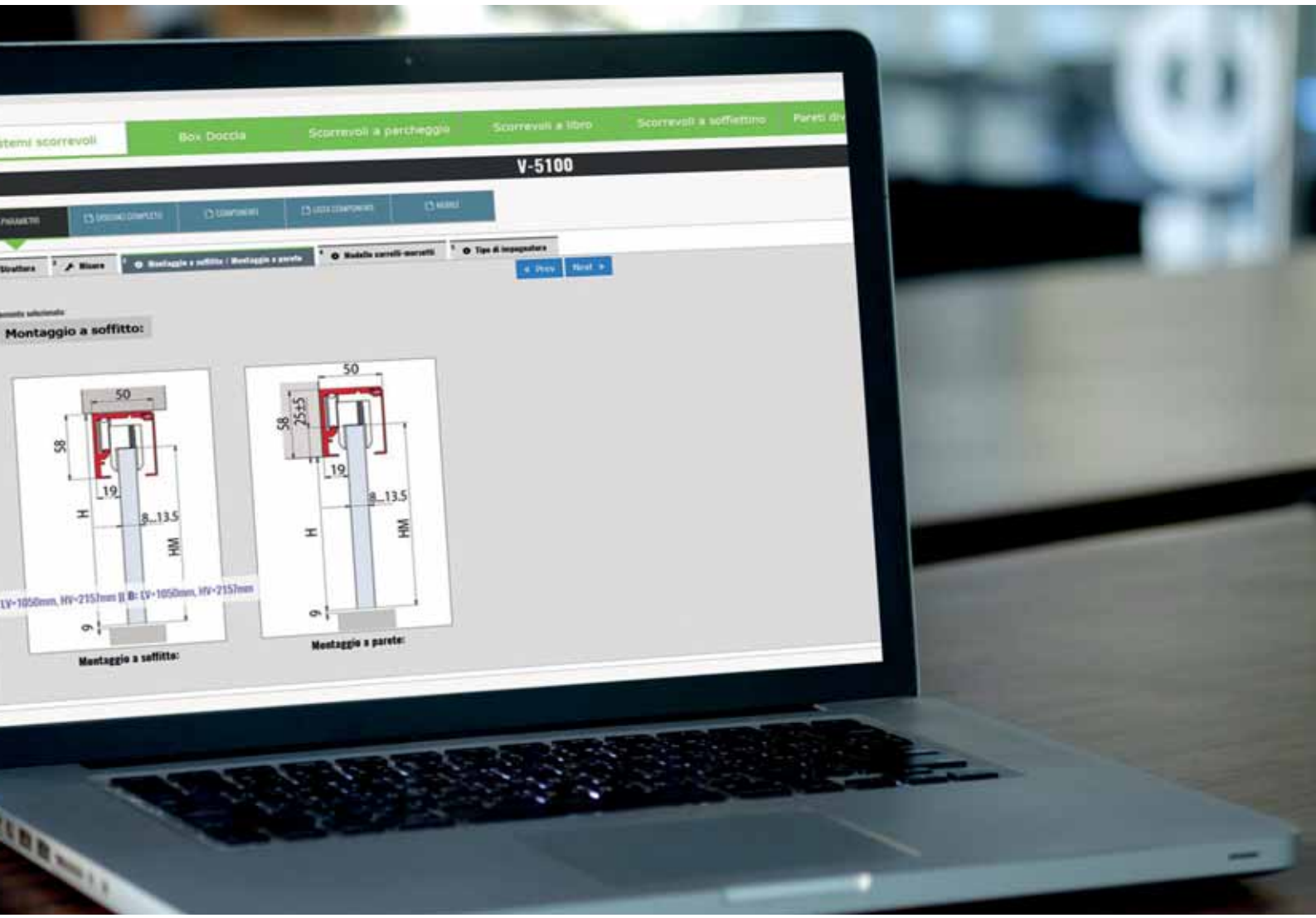

- MYMETALGLAS è il configuratore pensato per semplificare la realizzazione di sistemi in vetro temperato utilizzando prodotti Metalglas.
- MYMETALGLAS is the configurator designed with Metalglas products, able to simplify the creation of systems in tempered glass.
- MYMETALGLAS ist ein Konfigurator, der die Herstellung von Systemen aus gehärtetem Glas mit Produkten von Metalglas vereinfacht.

- Rendi il tuo lavoro veloce e preciso, con MYMETALGLAS ora potrai calcolare facilmente le misure esatte per tagliare o forare un vetro.
- It makes your work fast and precise; with MYMETALGLAS you can now easily calculate the exact measures for cutting or drilling glass.
- Gestalten Sie Ihre Arbeit schneller und genauer, denn mit MyMetalglas können Sie nun einfach die richtigen Maße zum schneiden oder bohren eines Glases berechnen.

REALIZZA IL TUO PROGETTO IN POCHI SEMPLICI PASSAGGI:
CREATE YOUR PROJECT IN A FEW SIMPLE STEPS:
SETZEN SIE IHR PROJEKT MIT WENIGEN, EINFACHEN SCHRITTEN UM:

1 **CREA** IL TUO PROGETTO | **CREATE** YOUR PROJECT | ERSTELLEN SIE IHR PROJEKT

- Scegli i prodotti che ti servono e realizza il progetto che vuoi, inserendo tutti i dettagli di cui hai bisogno, come ad esempio se vuoi la posa a soffitto o a parete.
- Choose the products you need and create the project that you want, inserting all the required details, such as, for example, if it is a ceiling or wall installation.
- Wählen Sie die Produkte aus, die Sie benötigen, und setzen Sie das Projekt um, indem Sie die Details, die notwendig sind, eingeben. Dazu gehört beispielsweise die Wahl zwischen Decken- und Wandverlegung.

2 **CONFIGURA** IL TUO PROGETTO | **CONFIGURE** YOUR PROJECT | KONFIGURIEREN SIE IHR PROJEKT

- Scegli gli accessori da applicare, come ad esempio la maniglia o il tipo di apertura che si adatta al tuo progetto.
- Choose the accessories to apply, such as, for example, handles or the type of opening that is best suited to your project.
- Wählen Sie die anzuwendenden Zubehörteile wie etwa den Griff oder die geeignete Öffnungsart aus.

3 **OTTIENI** LE MISURE ESATTE | **GET THE** EXACT MEASUREMENTS | ERHALTEN SIE DIE RICHTIGEN MASSE

- Stampa le misure esecutive di taglio vetro e la lista completa dei componenti che ti serviranno. Potrai salvare il progetto e consultarlo ogni volta che ne avrai esigenza.
- Print the measurements of glass to be cut and the complete list of components that you need. You can save the project and consult it any time you need to.
- Drucken Sie die auszuführenden Schnittmaße sowie die vollständige Liste aller benötigten Teile aus. Sie können das Projekt speichern und bei Bedarf stets wieder aufrufen.

A SISTEMI SCORREVOLI
SLIDING DOOR SYSTEMS 6

B BOX DOCCIA
SHOWER BOX
DUSCHKABINEN 115

C PARETI MOBILI
SLIDING WALLS
SCHIEBEWÄNDE 195

D PARETI DIVISORIE E STIPITI
PARTITION WALLS AND FRAMES
TRENNWÄNDE UND ALUMINIUMZARGEN 249

E SERRATURE E CERNIERE
LOCKS AND HINGES
SCHLÖSSER UND BÄNDER 295

F MANIGLIE MANIGLIONI POMOLI
DOORHANDLES PULLHANDLES KNOBS
TÜRGRIFFE STOSSGRIFFE KNÖPFE 339

G PORTE ESTERNE
PATCH FITTINGS
GANZGLASANLAGEN 351

H BALAUSTRE E PENSILINE
RAILING AND CANOPY SYSTEMS
GANZGLASGELÄNDER UND VORDACH SYSTEME 381

I DISTANZIALI, MORSETTI E ACCESSORI
POINT FITTINGS, CLAMPS AND ACCESSORIES
PUNKTHALTERUNGEN, KLEMMBEFESTIGUNGEN
UND ZUBEHÖR 471

- UNA O DUE ANTE ESTERNO MURO
- ONE OR TWO SLIDING DOORS ALONG THE WALL
- 1 FLÜGELIGE ODER 2 FLÜGELIGE SCHIEBETÜR VOR DEM MAUERWERK

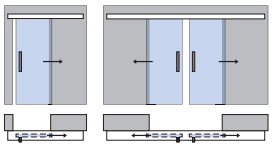

V-5500
FIFTY
▸10
NEW

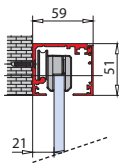

V-5400 | V-5450
EVOLUTION MINI
▸14

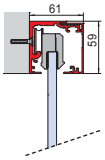

V-5440
EVOLUTION MINI
▸16

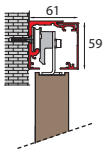

V-5100 | V-5150
EVOLUTION
▸18

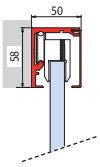

V-5140
EVOLUTION
▸20
NEW

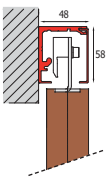

V-1860
BRIXIA HEAVY
▸22
NEW

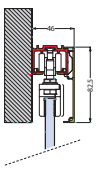

PO-290
BRIXIA
▸24
NEW

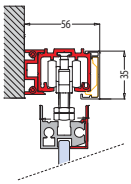

V-1890
BRIXIA 140
140kg
▸26
NEW

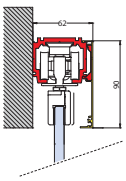

V-1800
BRIXIA
▸46
NEW

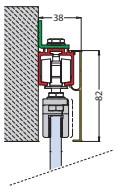

V-1810
BRIXIA
▸47
NEW

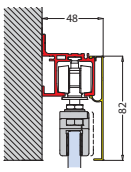

V-1850
BRIXIA
▸49
NEW

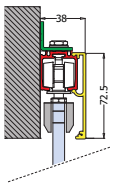

V-1855
BRIXIA
▸50

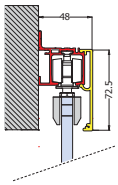

V-5000
COMPACT
▸44
V-2000
SESAMO
▸30

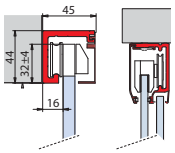

AM-5010
MAGNETO
▸72

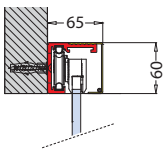

- SCORREVOLI CON MECCANISMO A VISTA UNA O DUE ANTE ESTERNO MURO
- SLIDING DOOR SYSTEMS WITH VISIBLE MECHANISM ALONG THE WALL
- SYSTEME MIT SICHTBARER TECHNIK VOR DEM MAUERWERK

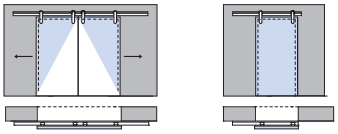

V-8000 | V-8100
V-8050 | V-8040
INDEPENDENT
▸54

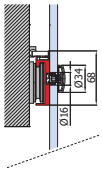

V-6450
MINIMAL QUADRO
▸60

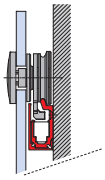

V-6350
MINIMAL QUADRO
CON ASTA
▸61

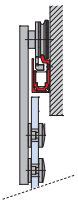

V-6150
MINIMAL RUOTA
▸62

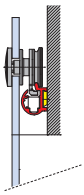

V-6020
MINIMAL TONDO
▸63

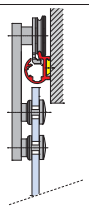

R-1000
ROLLING CENTER
▸66

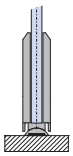

VL-6100
ROLLIE
▸67

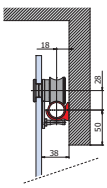

VL-3000
SLIDING TECH
▸68

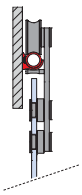

- 1/2 ANTE ESTERNO MURO, CON EVENTUALE VETRO FISSO, BINARIO INVISIBILE
- SLIDING DOOR SYSTEM WITH INVISIBLE TRACK PROFILE WITH OPTIONAL FIXED PANEL ALONG OR INSIDE WALLS
- SCHIEBETÜRSYSTEME MIT UNSICHTBARER LAUFSCHIENE MIT OPTIONAL SEITENTEIL VOR ODER ZWISCHEN MAUERWERK

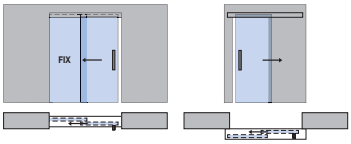

V-1815
BRIXIA INVISIBILE

►40

NEW

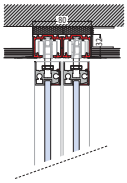

V-7150 | V-7160
INVISIBILE EVOLUTION

►36

NEW

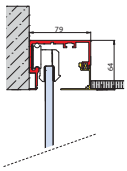

V-7153 | V-7163
INVISIBILE EVOLUTION

►37

NEW

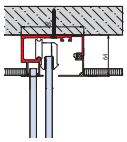

V-7100
INVISIBILE

►32

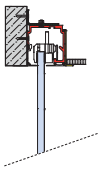

V-7103
INVISIBILE

►33

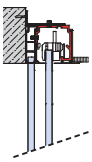

V-1600 + PO-290
EASY-FRAME
SEMI-VISIBILE

►42

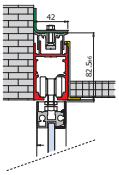

- DUE ANTE IN LUCE O ESTERNO MURO CON EVENTUALE VETRO FISSO E SISTEMA SINCRONIZZATO. BINARIO INVISIBILE
- 2-WAYS TELESCOPIC SYSTEMS WITH INVISIBLE TRACK PROFILE AND OPTIONAL FIXED PANEL
- 2-LÄUFIGES TELESKOP-SCHIEBETÜR SYSTEME MIT UNSICHTBARER LAUFSCHIENE MIT OPTION AUF FESTVERGLASUNG

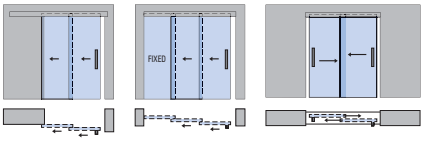

V-1815
BRIXIA INVISIBILE

►40

NEW

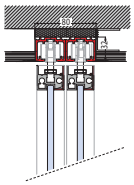

V-7200
INVISIBILE DOPPIO TELESCOPICO

►84

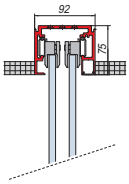

V-7300
INVISIBILE TELESCOPICO SINCRO

►88

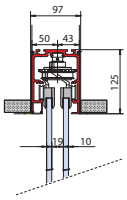

V-1600 + PO-290
EASY-FRAME
SEMI-VISIBILE

►74

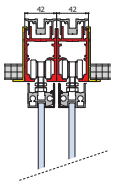

- 1 ANTA MOBILE + 1 FISSA IN LUCE O ESTERNO MURO
- SINGLE SLIDING DOOR WITH A FIXED PANEL ALONG OR INSIDE WALLS
- 1 FLÜGELIGE SCHIEBETÜR MIT SEITENTEIL (VOR ODER ZWISCHEN MAUERWERK)

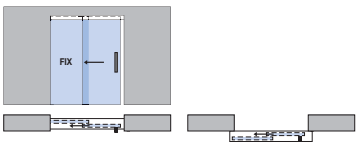

V-5403 | V-5453
EVOLUTION MINI

►15

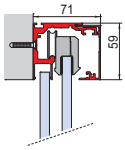

V-5103 | V-5153
EVOLUTION

►19

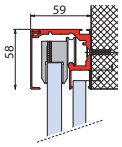

V-1863
BRIXIA HEAVY

►23

NEW

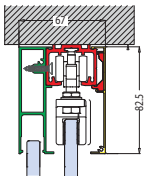

V-1803
BRIXIA

►48

NEW

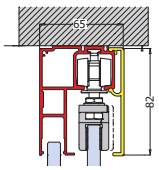

V-1893
BRIXIA 140

►27

NEW

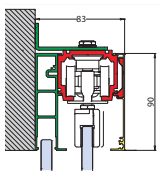

V-2000
SESAMO

►30

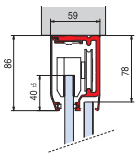

- DUE ANTE TELESCOPICHE + EVENTUALE FISSO
- 2 WAYS TELESCOPIC SYSTEMS WITH OPTIONAL FIXED PANEL
- 2 LÄUFIGES TELESKOP-SCHIEBETÜR SYSTEM MIT OPTION AUF FESTVERGLASUNG

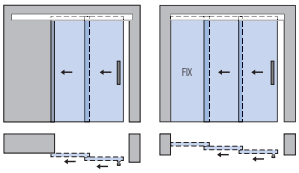

- TRE ANTE TELESCOPICHE + EVENTUALE FISSO
- 3-WAYS TELESCOPIC SYSTEMS WITH OPTIONAL FIXED PANEL
- 3 LÄUFIGES TELESKOP SCHIEBETÜR SYSTEM MIT OPTION AUF FESTVERGLASUNG

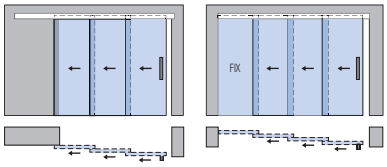

- QUATTRO ANTE TELESCOPICHE + EVENTUALE FISSO
- 4-WAYS TELESCOPIC SYSTEMS WITH OPTIONAL FIXED PANEL
- 4 LÄUFIGES TELESKOP SCHIEBETÜR SYSTEM MIT OPTION AUF FESTVERGLASUNG

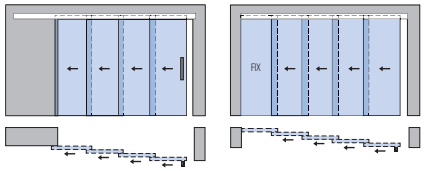

V-1820 | V-1870
TELESCOPICO SINCRO BRIXIA 2 VIE
►76
NEW

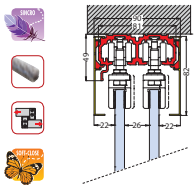

V-1825 | V-1875
TELESCOPICO SINCRO BRIXIA 2 VIE + FISSO
►77
NEW

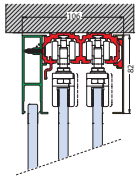

V-2200
TELESCOPICO SINCRO 2 VIE
►94

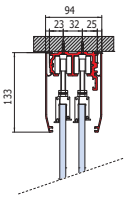

V-2250
TELESCOPICO SINCRO 2 VIE + FISSO
►95

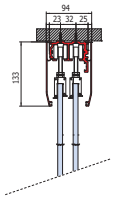

V-7200
INVISIBILE DOPPIO "A VISTA" TELESCOPICO
►84

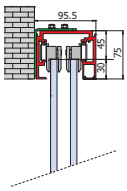

PO-220
EASY FRAME TELESCOPICO SINCRO
►92

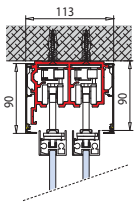

PO-230
EASY FRAME TELESCOPICO
►93

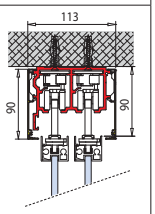

V-1830 | V-1880
TELESCOPICO SINCRO BRIXIA 3 VIE
►78
NEW

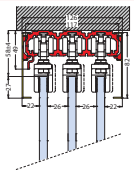

V-1835 | V-1885
TELESCOPICO SINCRO 3 VIE + FISSO
►79
NEW

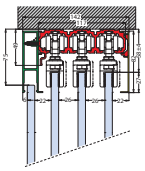

V-2300
TELESCOPICO SINCRO 3 VIE
►96

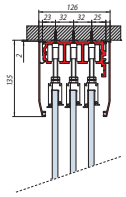

V-2350
TELESCOPICO SINCRO 3 VIE + FISSO
►97

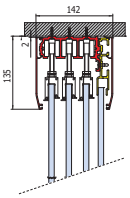

V-2400
TELESCOPICO SINCRO 4 VIE
►98

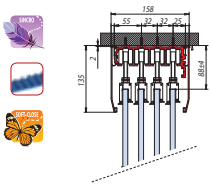

V-2450
TELESCOPICO SINCRO 4 VIE + FISSO
►99

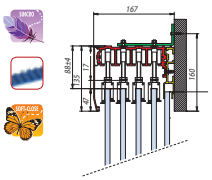

- **DUE ANTE MOBILI IN LUCE O ESTERNO MURO**
- **DOUBLE SLIDING DOORS ALONG OR INSIDE WALLS**
- **2 FLÜGELIGE SCHIEBETÜR VOR ODER ZWISCHEN MAUERWERK**

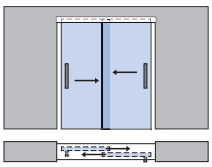

- **ANTE A SCOMPARSA CON CONTROTELAI STANDARD ECLISSE, SCRIGNO, ECC.**
- **FLUSH SLIDING DOORS FOR STANDARD POCKET SYSTEMS**
- **SCHIEBETÜREN IN DER WAND LAUFEND MIT STANDARD KASTENRAHMENSYSTEME**

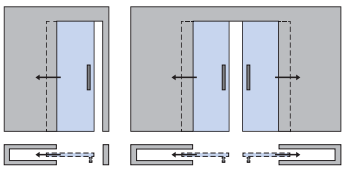

- **ACCESSORI**
- **ACCESSORIES**
- **ZUBEHÖR**

V-1820
TELESCOPICO SINCRO BRIXIA 2 VIE

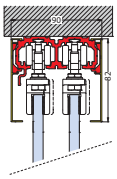

►76

NEW

PO-290 - BRIXIA

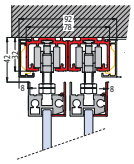

►24

NEW

V-7200
INVISIBILE DOPPIO "A VISTA" TELESCOPICO

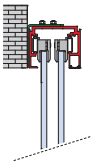

►84

- SISTEMA PER PORTE A SOFFIETTO IN VETRO
- SLIDING FOLDING SYSTEM FOR 2 PANELS
- RAUMSPARTÜR

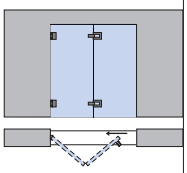

L-2600
SOFFIETTINO

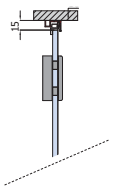

►104

TS-04 TELAIO
V-011-FU
V-012

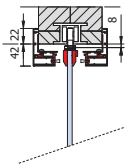

►106

TS-04 TELAIO
V-011-FU
PO-290

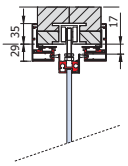

►106

V-1663
TS-03 PROFILI LEGNO
V-1663 KIT PINZE
V-082

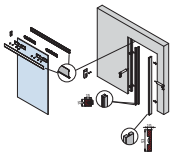

►106

- PINZE
- CLAMPS
- KLEMMSCHUH

►106

- NICCHIE
- SLIDING DOOR HANDLES
- GRIFFMUSCHEL

►109

- GUIDE A PAVIMENTO
- FLOOR GUIDES
- BODENFÜHRUNGEN

►110

- CANALINE PER VETRO FISSO
- U CHANNELS
- U PROFILE

►112

Fifty SOFT-CLOSE

SOFT-CLOSE NEW

V-5500

60 Kg — SOFT-CLOSE 70 Kg

V-5510

60 Kg — SOFT-CLOSE 50 Kg

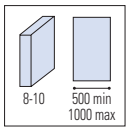

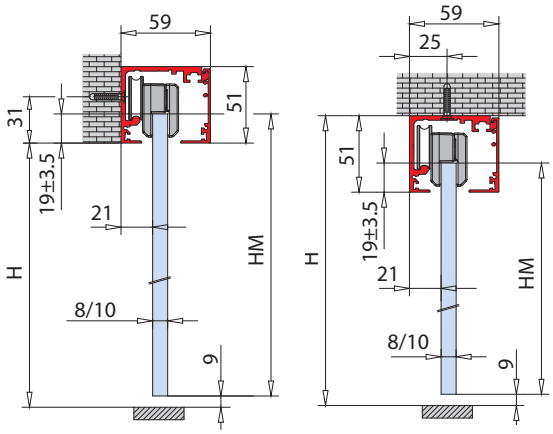

HM = H + 10

HM = H - 41

V-5500 | V-5510 SET 1

- Set per 1 anta scorrevole, fissaggio a parete/soffitto
- Sliding door set, wall/ceiling installation
- Schiebetürset für 1 flg, Wand-Deckenmontage

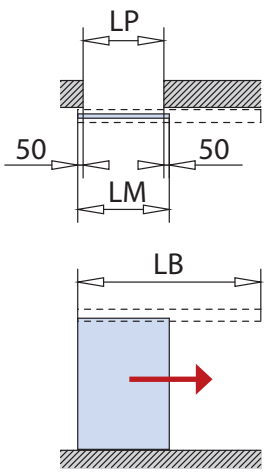

LB = LP x 2 + 150
LM = LP + 100

V-5500 | V-5510 SET 2

- Set per 2 ante scorrevoli, fissaggio a parete/soffitto
- Sliding doors set, wall/ceiling installation
- Schiebetürset für 2 flg, Wand-Deckenmontage

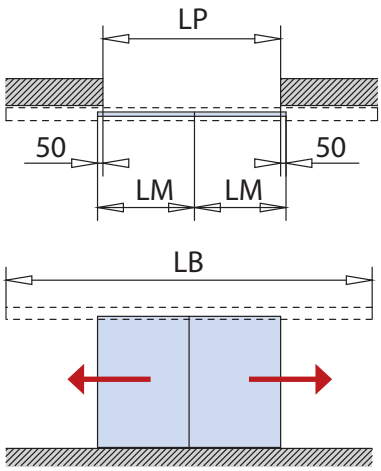

LB = LP x 2 + 100
LM = (LP + 100) / 2

LAVORAZIONE VETRO
GLASS PREPARATION
GLASBEARBEITUNG

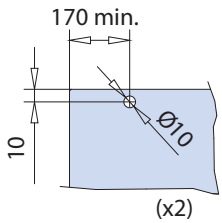

OPTIONAL

xme508a

COMPONENTI | COMPONENTS | EINZELTEILE ▶ 12



V-5500

V-5502 -60 Kg

V-5506-70 (V-5500)-70 Kg
V-5506-50 (V-5510)-50 Kg

V-012

V-5501

Cod.	Fin. | Fin. | Oberf.	V-5500 | V-5510 SET 1 FIX	V-5500 | V-5510 SET 1 MIS	V-5500 | V-5510 SET 2 FIX	V-5500 | V-5510 SET 2 MIS
V-5500 L=2000 L=2500 L=3000 L=4000 L=6000	AN / IXE	1	–	1	–
V-5500-MIS L=1500 → 6000	AN / IXE	–	1	–	1
V-5502	–	1	1	2	2
V-5506-70 (V-5500)-70 Kg | **V-5506-50** (V-5510)-50 Kg	–	1	1	2	2
V-5501	AN / IXE	1	1	1	1
V-012	AN / NS	1	1	2	2

Fifty SOFT-CLOSE

SOFT-CLOSE

NEW

V-5503

60 Kg

SOFT-CLOSE 70 Kg

V-5513

60 Kg

SOFT-CLOSE 50 Kg

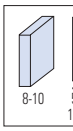

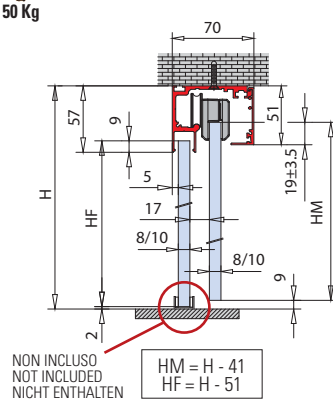

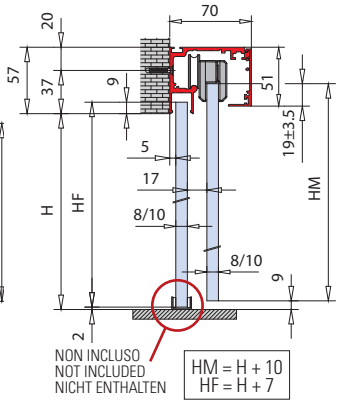

V-5503 | V5513 SET 1

- Set per 1 anta scorrevole e vetro fisso, fissaggio a parete/soffitto
- Sliding door set with fixed panel, wall/ceiling installation
- Schiebetürset für 1 flg mit Seitenteil, Wand-Deckenmontage

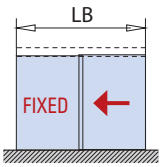

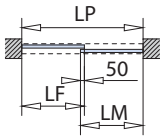

LB = LP
LM = LF = (LP + 50) / 2

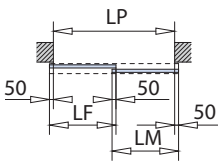

LB = LP + 100
LM = LF = (LP + 150) / 2

V-5503 | V5513 SET 2

- Set per 2 ante scorrevoli e vetri fissi, fissaggio a parete/soffitto
- Sliding doors set with fixed panels, wall/ceiling installation
- Schiebetürset für 2 flg mit Seitenteil, Wand-Deckenmontage

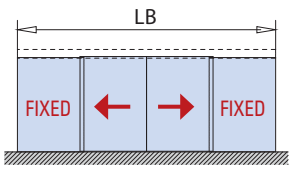

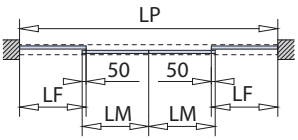

LB = LP
LM = LF = (LP + 100) / 4

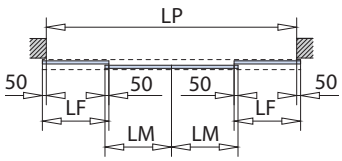

LB = LP + 100
LM = LF = (LP + 200) / 4

LAVORAZIONE VETRO
GLASS PREPARATION
GLASBEARBEITUNG

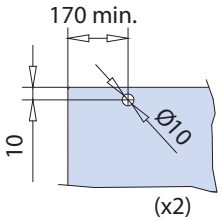

OPTIONAL

xme508b/c

COMPONENTI | COMPONENTS | EINZELTEILE ▶ 12


V-5503

V-5502 -60 Kg

V-5506-70 (V-5500)-70 Kg
V-5506-50 (V-5510)-50 Kg

V-012

V-5511

Cod.	Fin. | Fin. | Oberf.	V-5503 | V-5513 SET 1 FIX	V-5503 | V-5513 SET 1 MIS	V-5503 | V-5513 SET 2 FIX	V-5503 | V-5513 SET 2 MIS
V-5503 L=2000 L=2500 L=3000 L=4000 L=6000	AN / IXE	1	–	1	–
V-5503-MIS L=1500 → 6000	AN / IXE	–	1	–	1
V-5502	–	1	1	2	2
V-5506-70 (V-5500)-70 Kg | **V-5506-50** (V-5510)-50 Kg	–	1	1	2	2
V-5511	AN / IXE	1	1	1	1
V-012	AN / NS	1	1	2	2

Fifty V-5500 | V-5503 | V-5510 | V-5513

COMPONENTI | COMPONENTS | EINZELTEILE

V-5500

- Binario
- Track profile
- Laufschiene

AN-IXE

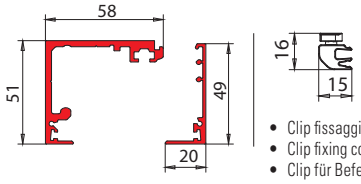

- Clip fissaggio veletta
- Clip fixing cover profile
- Clip für Befestigung Profil Abdeckung

Cod.	Fin.|Fin.|Oberf.
V-5500-2000 mm	AN
V-5500-3000 mm	AN
V-5500-4000 mm	AN
V-5500-6000 mm	AN
V-5500-MIS*	AN

* disponibilità taglio a misura
* cut to size mm 1500→6000
* nach Mass geschnitten

xme508d

V-5503

- Binario per anta scorrevole con vetro fisso laterale
- Track profile for sliding panel and fixed side panel
- Laufschiene für Schiebetür und Seitenteil

AN-IXE

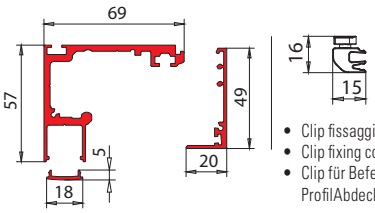

- Clip fissaggio veletta
- Clip fixing cover profile
- Clip für Befestigung ProfilAbdeckung

Cod.	Fin.|Fin.|Oberf.
V-5503-2000 mm	AN
V-5503-3000 mm	AN
V-5503-4000 mm	AN
V-5503-6000 mm	AN
V-5503-MIS*	AN

* disponibilità taglio a misura
* cut to size mm 1500→6000
* nach Mass geschnitten

xme508d

V-5502

- Set carrelli con pinze e stopper per 1 anta scorrevole
- Set roller carriers and stoppers for 1 panel
- Set Klemm-Laufwagen und stopper für 1 Flügel

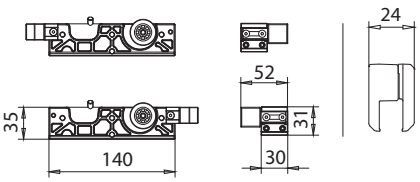

60 Kg

xme508d/e

V-5506-70 (V-5500)-70 Kg | V-5506-50 (V-5510)-50 Kg

- Set 2 stoppers Soft-close (per 1 anta)
- Set 2 stoppers Soft-close (for 1 sliding panel)
- Set 2 Stoppers Soft-close mit Selbsteinzug (für 1 Schiebetür)

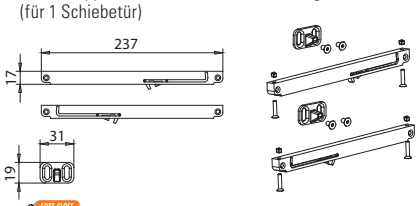

70 Kg

50 Kg

xme508d

V-5501

- Paio tappi finali in plastica per guida a scorrimento V-5500.
- Pair plastic endcaps for track profile V-5500.
- Paar Endkappen aus Kunstoff für Laufschiene V-5500.

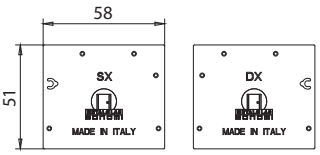

xme508d

V-5511

- Paio tappi finali in alluminio per guida a scorrimento V-5503.
- Pair aluminium endcaps for track profile V-5503.
- Paar Endkappen aus Aluminium für Laufschiene V-5503.

AN-IXE

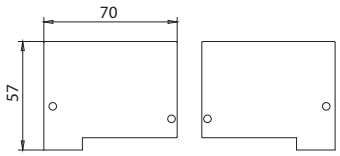

xme508d

V-012

- Guida a pavimento per scorrevole con feltrini per vetro 8 e 10 mm.
- Floor guide with felt strips for glass sliding door a 8 and 10mm.
- Bodenführung mit Filzgleiter für Glas 8 und 10 mm.

AN-NS

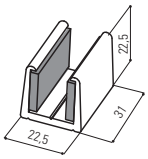

v-012

V-5408

- Spazzolina per guida di scorrimento V-5500 | V-5503.
- Brush seal for track profile V-5500 | V-5503.
- Bürstenprofil für Laufschiene V-5500 | V-5503.

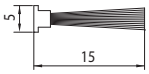

xla340B

V-6006

- Profilo e veletta per fissaggio binario a vetro (non preforato).
- Profile and cover profile for glass installation (not predrilled).
- Profil und Abdeckung für Glasmontage (nicht vorgebohrt).

V-6007

- Paio di tappi laterali per profili fissaggio a vetro V-6006.
- Pair endcaps for V-6006 profiles glass installation.
- Paar Endkappen für Profile V-6006 Glasmontage.

Cod.	Fin.|Fin.|Oberf.
V-6006-2000 mm	AN / IXE
V-6006-3000 mm	AN / IXE
V-6006-4000 mm	AN / IXE
V-6006-6000 mm	AN / IXE
V-6006-MIS*	AN / IXE

* disponibilità taglio a misura
* cut to size mm 1500→6000
* nach Mass geschnitten

V-6006

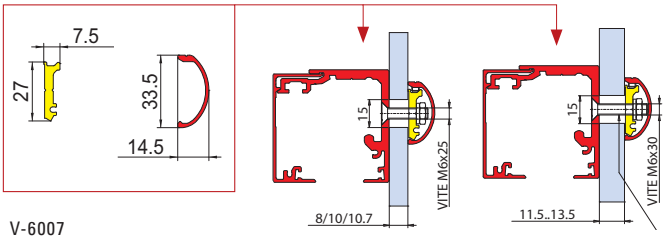

V-6007

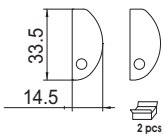

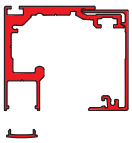

xla340d



EVOLUTION MINI SOFT-CLOSE

V-5400

120 Kg

SOFT-CLOSE 80 Kg

V-5410

120 Kg

SOFT-CLOSE 120 Kg

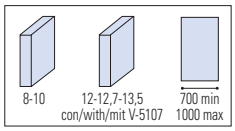

V-5450

60 Kg

SOFT-CLOSE 80 Kg

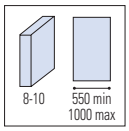

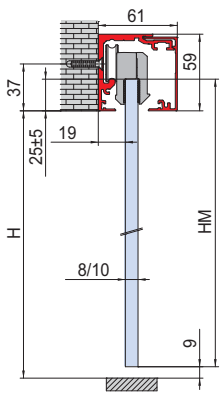

HM = H + 16

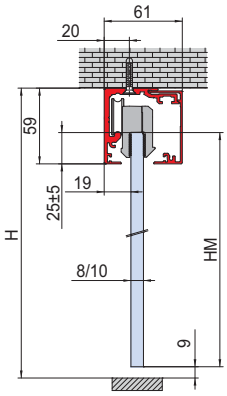

HM = H - 44

V-5400 | V-5410 | V-5450 SET 1

- Set per 1 anta scorrevole, fissaggio a parete/soffitto
- Sliding door set, wall/ceiling installation
- Schiebetürset für 1 flg, Wand-Deckenmontage

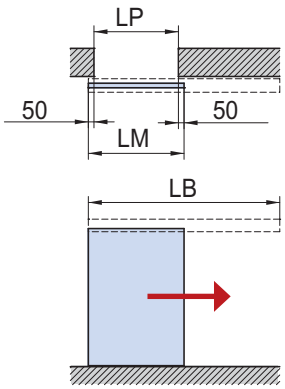

LB = LP x 2 + 150
LM = LP + 100

V-5400 | V-5410 | V-5450 SET 2

- Set per 2 ante scorrevoli, fissaggio a parete/soffitto
- Sliding doors set, wall/ceiling installation
- Schiebetürset für 2 flg, Wand-Deckenmontage

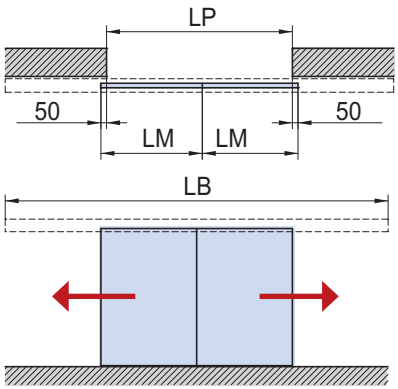

LB = LP x 2 + 100
LM = (LP + 100) / 2

LAVORAZIONE VETRO
GLASS PREPARATION
GLASBEARBEITUNG

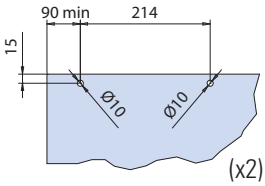

- Fori optional per V-5102
- Holes optional for V-5102
- Bohrungen Optional für V-5102

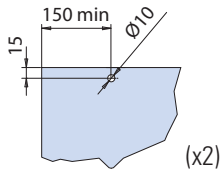

- Foro optional per V-5152
- Hole optional for V-5152
- Bohrung Optional für V-5152

xla340c

COMPONENTI | COMPONENTS | EINZELTEILE ▶ 16

V-5400

V-5102 120 Kg

V-5152 60 Kg

V-5406-80 (V-5400 - V-5450)-70 Kg
V-5406-120 (V-5410)-120 Kg

V-012

V-5401

Cod.	Fin. | Fin. Oberf.	V-5400 V-5410 SET 1 FIX	V-5400 V-5410 SET 1-MIS	V-5400 V-5410 SET 2 FIX	V-5400 V-5410 SET 2-MIS	V-5450 SET 1 FIX	V-5450 SET 1-MIS	V-5450 SET 2 FIX	V-5450 SET 2-MIS
V-5400 L=2000 L=2500 L=3000 L=4000 L=6000	AN / IXE / NO	1	-	1	-	1	-	1	-
V-5400-MIS L=1500 → 6000	AN / IXE / NO	-	1	-	1	-	1	-	1
V-5102	-	1	1	2	2	-	-	-	-
V-5152	-	-	-	-	-	1	1	2	2
V-5406-80 (V-5400 - V-5450)-80 Kg **V-5406-120** (V-5410)-120 Kg	-	1	1	2	2	1	1	2	2
V-5401	AN / IXE / NO	1	1	1	1	1	1	1	1
V-012	AN / NS / NO	1	1	2	2	1	1	2	2

EVOLUTION MINI SOFT-CLOSE

SOFT-CLOSE

V-5403

V-5413

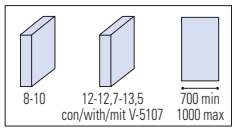

V-5453

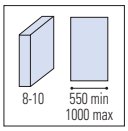

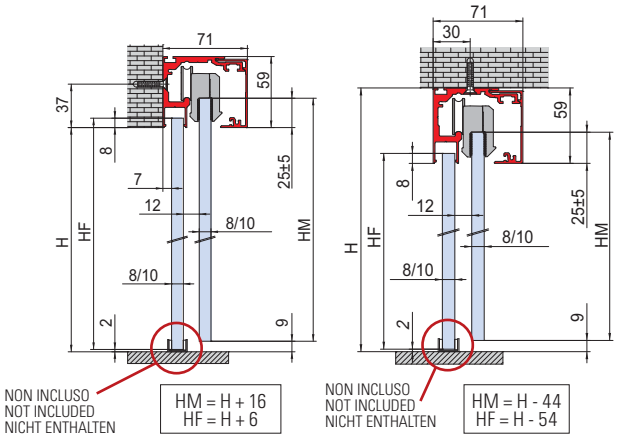

V-5403 | V-5413 | V-5453
SOFT-CLOSE SET 1

- Set per 1 anta scorrevole e vetro fisso, fissaggio a parete/soffitto
- Sliding door set with fixed panel, wall/ceiling installation
- Schiebetürset für 1 flg mit Seitenteil, Wand-Deckenmontage

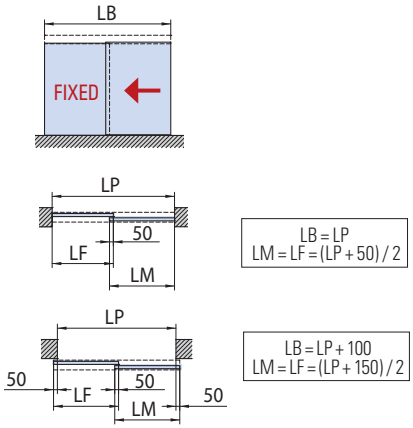

V-5403 | V-5413 | V-5453
SOFT-CLOSE SET 2

- Set per 2 ante scorrevoli e vetri fissi, fissaggio a parete/soffitto
- Sliding doors set with fixed panels, wall/ceiling installation
- Schiebetürset für 2 flg mit Seitenteil, Wand-Deckenmontage

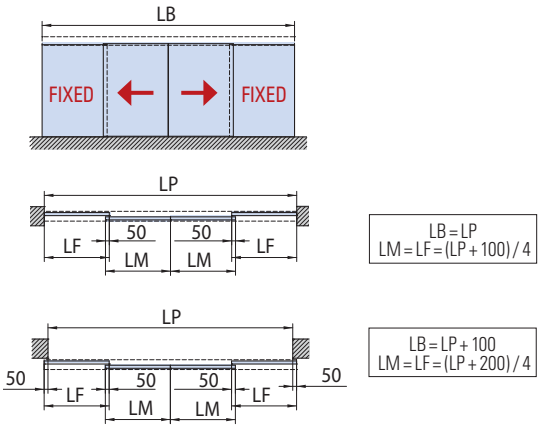

LAVORAZIONE VETRO
GLASS PREPARATION
GLASBEARBEITUNG

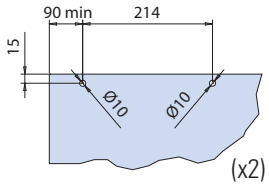

- Fori optional per V-5102
- Holes optional for V-5102
- Bohrungen Optional für V-5102

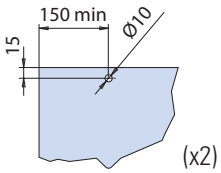

- Foro optional per V-5152
- Hole optional for V-5152
- Bohrung Optional für V-5152

xla340c

COMPONENTI | COMPONENTS | EINZELTEILE ▶ 16

V-5403

V-5102 120 Kg

V-5152 60 Kg

V-5406-80 (V-5400 - V-5450)-70 Kg
V-5406-120 (V-5410)-120 Kg

V-012

V-5411

Cod.	Fin. | Fin. Oberf.	V-5403 V-5413 SET 1 FIX	V-5403 V-5413 SET 1-MIS	V-5403 V-5413 SET 2 FIX	V-5403 V-5413 SET 2-MIS	V-5453 SET 1 FIX	V-5453 SET 1-MIS	V-5453 SET 2 FIX	V-5453 SET 2-MIS
V-5403 L=2000 L=2500 L=3000 L=4000 L=6000	AN / IXE	1	-	1	-	1	-	1	-
V-5403-MIS L=1500 → 6000	AN / IXE	-	1	-	1	-	1	-	1
V-5102	-	1	1	2	2	-	-	-	-
V-5152	-	-	-	-	-	1	1	2	2
V-5406-80 (V-5400 - V-5450)-80 Kg **V-5406-120** (V-5410)-120 Kg	-	1	1	2	2	1	1	2	2
V-012	AN / NS	1	1	2	2	1	1	2	2
V-5411 (OPTIONAL)	AN / IXE	(1)	(1)	(1)	(1)	(1)	(1)	(1)	(1)

EVOLUTION MINI V-5400 | V-5403 | V-5450 | V-5453 | V-5440

COMPONENTI | COMPONENTS | EINZELTEILE

V-5400

- Binario Evolution Mini
- Track profile Evolution Mini
- Laufschiene Evolution Mini

AN-IXE

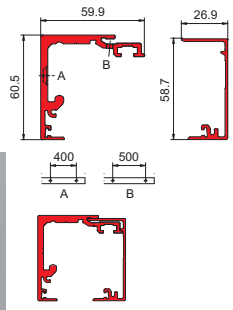

xfb-068

V-5403

- Binario Evolution Mini per anta scorrevole con vetro fisso laterale
- Track profile Evolution Mini for sliding panel and fixed side panel
- Laufschiene Evolution Mini für Schiebetür und Seitenteil

AN-IXE

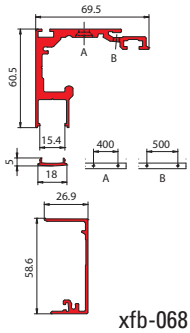

xfb-068

V-6006

- Profilo e veletta per fissaggio binario a vetro (non preforato).
- Profile and cover profile for glass installation (not predrilled).
- Profil und Abdeckung für Glasmontag (nicht vorgebohrt).

AN-IXE

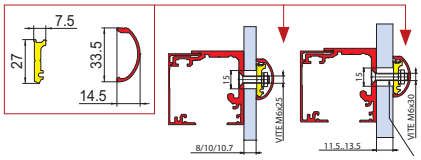



xla340d

V-6007

- Paio di tappi laterali per profili fissaggio a vetro V-6006.
- Pair endcaps for V-6006 profiles glass installation.
- Paar Endkappen für Profile V-6006 Glasmontage.

AN-IXE

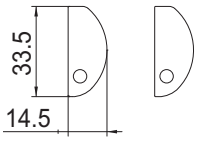

xla340d

V-5102

- Set carrelli con pinze e stopper per 1 anta scorrevole
- Set roller carriers and stoppers for 1 panel
- Set Klemm-Laufwagen und stopper für 1 Flügel

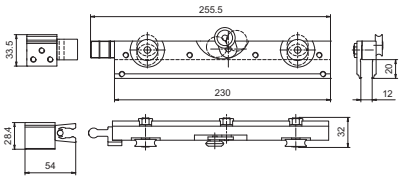

120 Kg

xfb-068

V-5152

- Set carrelli con pinze e stopper per 1 anta scorrevole
- Set roller carriers and stoppers for 1 panel
- Set Klemm-Laufwagen und stopper für 1 Flügel

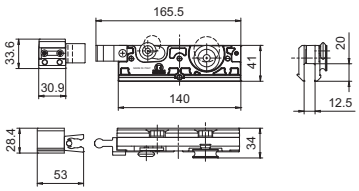

60 Kg

xfb-068

V-5406

- Set 2 stoppers Evolution Soft-close (per 1 anta)
- Set 2 stoppers Evolution Soft-close (for 1 sliding panel)
- Set 2 Stoppers Evolution Soft-close mit Selbsteinzug (für 1 Schiebetür)

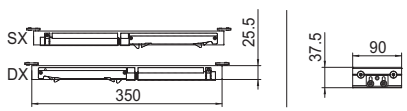

SOFT-CLOSE

80 Kg

xla340b

V-5107

- Set per spessori vetro 12 - 12,7 - 13,5 (per 2 pinze V-5102).
- Set spacers for glass thickness 12 - 12,7 - 13,5 (for 2 clamps V-5102).
- Set distanzscheiben für Glasdicke 12 - 12,7 - 13,5 (für 2 Klemm-Lauwagen V-5102).

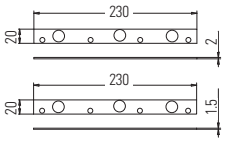



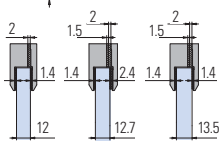

xla209b

V-5401

- Paio tappi finali in plastica per guida a scorrimento V-5400.
- Pair plastic endcaps for track profile V-5400.
- Paar Endkappen aus Kunstoff für Laufschiene V-5400.

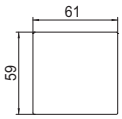



xla340b

V-5406-120

- Set 2 stoppers Evolution Soft-close (per 1 anta)
- Set 2 stoppers Evolution Soft-close (for 1 sliding panel)
- Set 2 Stoppers Evolution Soft-close mit Selbsteinzug (für 1 Schiebetür)

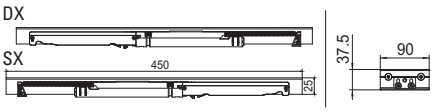

SOFT-CLOSE

120 Kg

pla283z

V-5446

- Set 2 stoppers Evolution Soft-close (per 1 anta in legno)
- Set 2 stoppers Evolution Soft-close (for 1 sliding wooden panel)
- Set 2 Stoppers Evolution Soft-close mit Selbsteinzug (für 1 Holz Schiebetür)

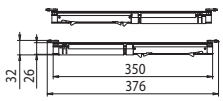

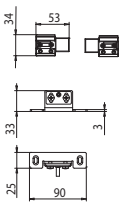

SOFT-CLOSE

80 Kg

xla355

V-5411

- Paio tappi finali in alluminio per guida a scorrimento V-5403.
- Pair aluminium endcaps for track profile V-5403.
- Paar Endkappen aus Aluminium für Laufschiene V-5403.

AN-IXE

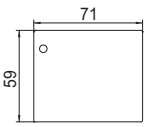

xla340b

EVOLUTION MINI V-5400 | V-5403 | V-5450 | V-5453 | V-5440

COMPONENTI | COMPONENTS | EINZELTEILE

V-5307

- Set staffe per fissaggio carrelli con pannello in legno.
- Pair suspension plates hanger with wooden doors.
- Paar Winkel mit Holztüren.

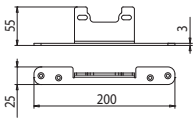

xla355

V-5112

- N° 1 Staffa evolution autoportante reversibile DX-SX per fissaggio laterale binario V-5103/muro.
- 1 pcs bracket for side fixing evolution profile v-5103.
- 1 Stuck winkelprofil für Seitliche Wandbefestigung Evolution Laufschiene V-5103.

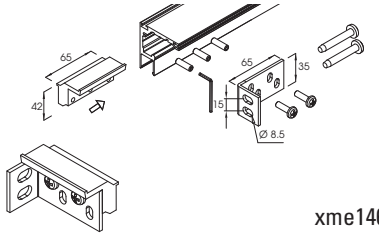

xme146

V-5404

- Profilo portante PPS Evolution per vetro fisso/scorrevole/porta tagliata misura cliente.
- Top profile PPS Evolution for fixed/sliding/pivot door available in the requested sizes.
- PPS Evolution profil für Trennwand/Schiebetür/Drehtür erhältlich in den gewünschten Maßen.

AN

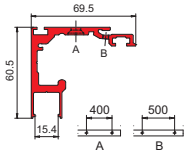

xfb-068

V-5405

- Veletta di copertura per tratto con porta scorrevole tagliato a misura cliente.
- Cover profile for sliding door section available in the requested sizes.
- Profilabdeckung für Schiebetür erhältlich in den gewünschten Maßen.

AN

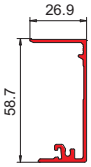

xfb-068

V-5407

- Veletta di chiusura per tratto con vetro fisso o porta tagliato a misura cliente.
- Cover profile for fixed glass/pivot door section available in the requested sizes.
- Sichtschutzprofil für Trennwand/Drehtür erhältlich in den gewünschten Maße.

AN



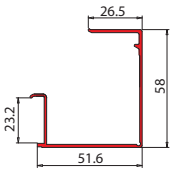

xfb-068

V-2005

- Profilo a scatto per chiusura profilo superiore.
- Clips profile for aluminium top profile.
- Sichtschutzprofil für Laufschiene.

AN

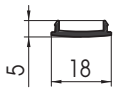

xfb-068

V-5108

- Perno superiore.
- Top pin.
- Oberer zapfen eckig.

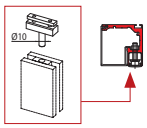

- Asse rotazione porta
- Axe pivot door
- Achse Drehtür

- Regolazione ± 3 mm.
- Adjustment ± 3 mm.
- Verstellung ± 3 mm.

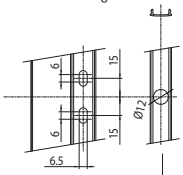

- Da forare
- Profile not predrilled
- Profil nicht vorgebohrt

xme221C

V-5109

- Battuta per porta singola.
- Single stop for pivot door.
- Anschlag für Drehtür.

AN

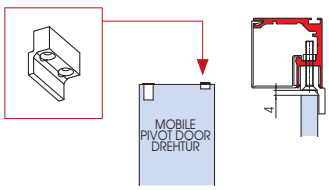

xme221C

V-5408

- Spazzolina per guida di scorrimento V-5400/V-5403.
- Brush seal for track profile V-5400/V-5403.
- Bürstenprofil für Laufschiene V-5400/V-5403.

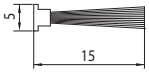

xla340B

V-012

- Guida a pavimento per scorrevole con feltrini per vetro 8 e 10 mm.
- Floor guide with felt strips for glass sliding door a 8 and 10mm.
- Bodenführung mit Filzgleiter für Glas 8 und 10 mm.

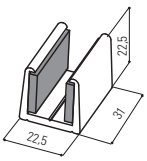

v-012

V-5142

- Set accessori per 1 anta scorrevole in legno composto da: 2 carrelli con morsetti per porte in legno e 2 stopper.
- Accessory set for 1 sliding wooden door panel consisting of 2 trolley hangers with clamp carriage for wooden door and 2 stoppers
- Zubehör komplett für 1 Holz Schiebetür bestehend aus: N° 2 Klemm-Laufwagen für Holztür und 2 Stoppers.

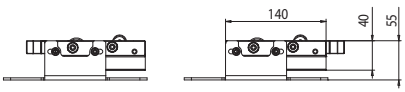

60 Kg

xla355

EVOLUTION

V-5100

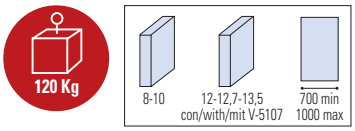

V-5150

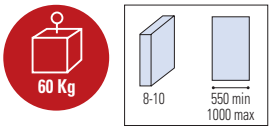

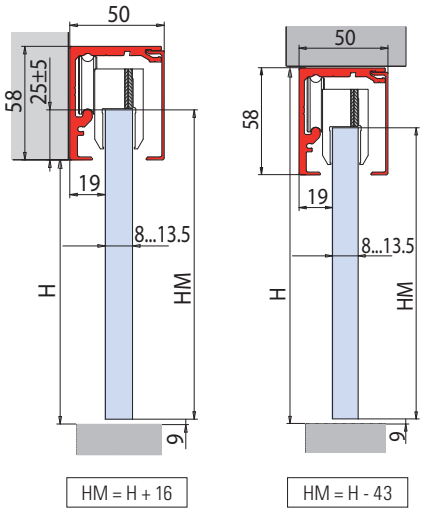

V-5100 | V-5150 SET 1

- Set per 1 anta scorrevole, fissaggio a parete/soffitto
- Sliding door set, wall/ceiling installation
- Schiebetürset für 1 flg, Wand-Deckenmontage

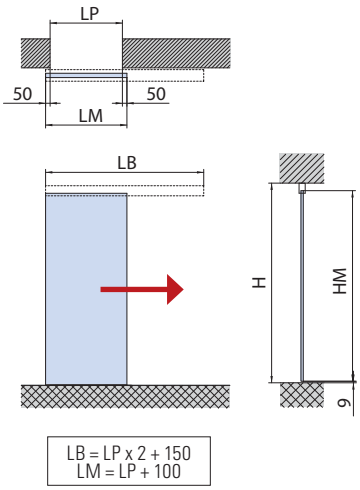

V-5100 | V-5150 SET 2

- Set per 2 ante scorrevoli, fissaggio a parete/soffitto
- Sliding doors set, wall/ceiling installation
- Schiebetürset für 2 flg, Wand-Deckenmontage

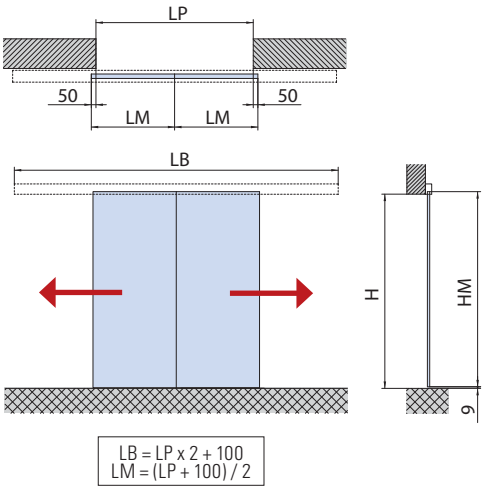

LAVORAZIONE VETRO
GLASS PREPARATION
GLASBEARBEITUNG

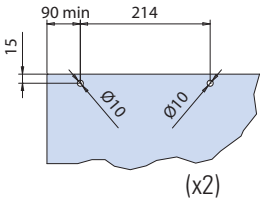

- Fori optional per V-5102
- Holes optional for V-5102
- Bohrungen Optional für V-5102

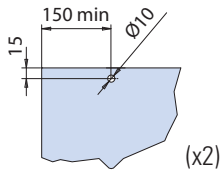

- Foro optional per V-5152
- Hole optional for V-5152
- Bohrung Optional für V-5152

xla209 / xla281c

COMPONENTI | COMPONENTS | EINZELTEILE ▶ 20

V-5100

V-5102 120 Kg

V-5152 60 Kg

V-012

V-5101

Cod.	Fin. | Fin. Oberf.	V-5100 SET 1 FIX	V-5100 SET 1-MIS	V-5100 SET 2 FIX	V-5100 SET 2-MIS	V-5150 SET 1 FIX	V-5150 SET 1-MIS	V-5150 SET 2 FIX	V-5150 SET 2-MIS
V-5100 L=2000 L=2500 L=3000 L=4000 L=6000	AN / IXE	1	-	1	-	1	-	1	-
V-5100-MIS L=1500 → 6000	AN / IXE	-	1	-	1	-	1	-	1
V-5102	-	1	1	2	2	-	-	-	-
V-5152	-	-	-	-	-	1	1	2	2
V-5101	AN / IXE	1	1	1	1	1	1	1	1
V-012	AN / NS	1	1	2	2	1	1	2	2

EVOLUTION

V-5103

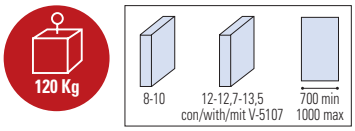

V-5153

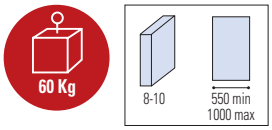

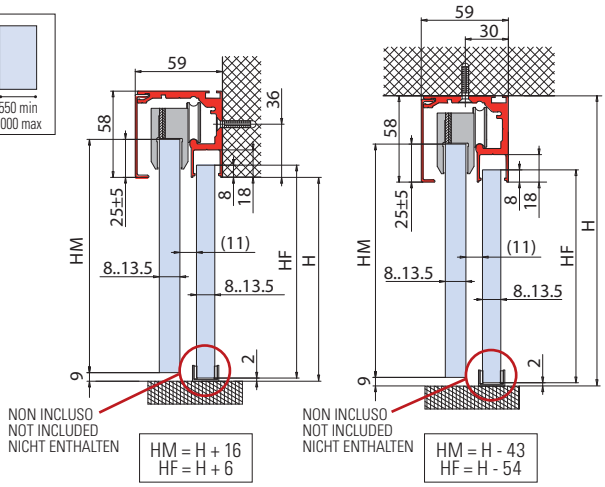

V-5103 | V-5153 SET 1

- Set per 1 anta scorrevole e vetro fisso, fissaggio a parete/soffitto
- Sliding door set with fixed panel, wall/ceiling installation
- Schiebetürset für 1 flg mit Seitenteil, Wand-Deckenmontage

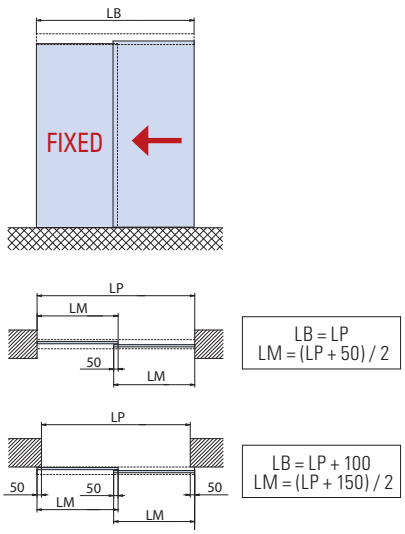

V-5103 | V-5153 SET 2

- Set per 2 ante scorrevoli e vetri fissi, fissaggio a parete/soffitto
- Sliding doors set with fixed panels, wall/ceiling installation
- Schiebetürset für 2 flg mit Seitenteil, Wand-Deckenmontage

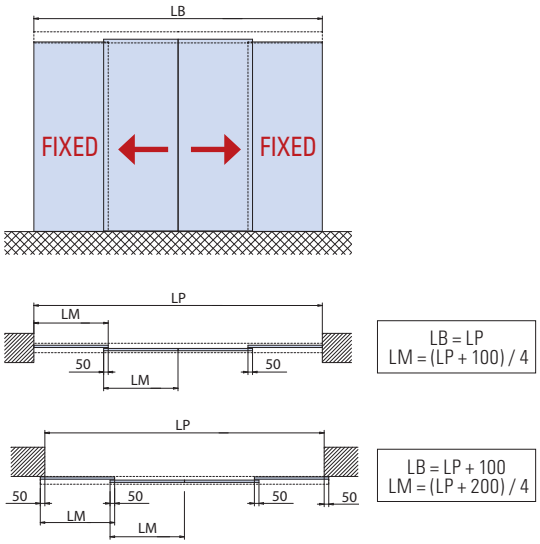

LAVORAZIONE VETRO
GLASS PREPARATION
GLASBEARBEITUNG

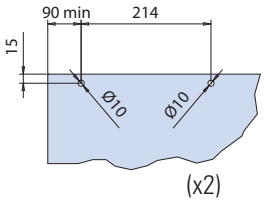

- Fori optional per V-5102
- Holes optional for V-5102
- Bohrungen Optional für V-5102

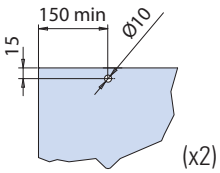

- Foro optional per V-5152
- Hole optional for V-5152
- Bohrung Optional für V-5152

xla213 / xla214 / xla215

COMPONENTI | COMPONENTS | EINZELTEILE ▶ 20

V-5103

V-5102 120 Kg

V-5152 60 Kg

V-012

V-5111

Cod.	Fin. | Fin. Oberf.	V-5103 SET 1 FIX	V-5103 SET 1-MIS	V-5103 SET 2 FIX	V-5103 SET 2-MIS	V-5153 SET 1 FIX	V-5153 SET 1-MIS	V-5153 SET 2 FIX	V-5153 SET 2-MIS
V-5103 L=2000 L=2500 L=3000 L=4000 L=6000	AN / IXE	1	-	1	-	1	-	1	-
V-5103-MIS L=1500 → 6000	AN / IXE	-	1	-	1	-	1	-	1
V-5102	-	1	1	2	2	-	-	-	-
V-5152	-	-	-	-	-	1	1	2	2
V-012	AN / NS	1	1	2	2	1	1	2	2
V-5111 (OPTIONAL)	AN / IXE	(1)	(1)	(1)	(1)	(1)	(1)	(1)	(1)

EVOLUTION V-5100 | V-5103 | V-5150 | V-5153 | V-5140

COMPONENTI | COMPONENTS | EINZELTEILE

V-5100

- Binario Evolution
- Track profile Evolution
- Laufschiene Evolution

AN-IXE

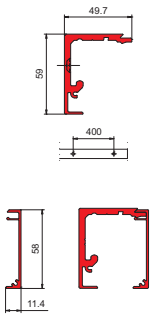

xfb-067

V-5103

- Binario Evolution per anta scorrevole con vetro fisso laterale
- Track profile Evolution for sliding panel and fixed side panel
- Laufschiene Evolution für Schiebetür und Seitenteil

AN-IXE

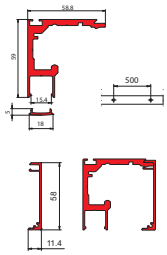

xfb-067

V-5102

- Set carrelli con pinze e stopper per 1 anta scorrevole
- Set roller carriers and stoppers for 1 panel
- Set Klemm-Laufwagen und stopper für 1 Flügel

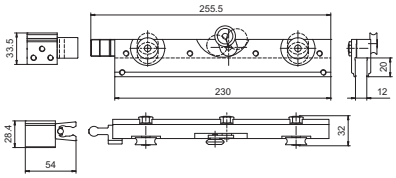

120 Kg

xfb-067

V-5152

- Set carrelli con pinze e stopper per 1 anta scorrevole
- Set roller carriers and stoppers for 1 panel
- Set Klemm-Laufwagen und stopper für 1 Flügel

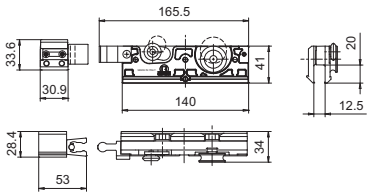

60 Kg

xfb-067

V-5006

- Punto per fissaggio a vetro fisso della guida V-5100.
- Point fitting to fix track profile V-5100 on glass.
- Punktbefestigung für Glasmontage Schiene V-5100.

AN-IXE

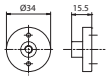

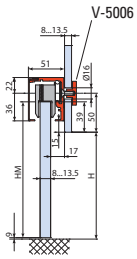

xla-211

V-5101

- Paio tappi finali in plastica per guida a scorrimento V-5100.
- Pair plastic endcaps for track profile V-5100.
- Paar Endkappen aus Kunstoff für Laufschiene V-5100.

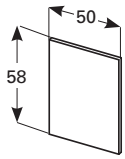

xla-209

V-5111

- Paio tappi finali in alluminio per guida a scorrimento V-5103.
- Pair aluminium endcaps for track profile V-5103.
- Paar Endkappen aus Aluminium für Laufschiene V-5103.

AN-IXE

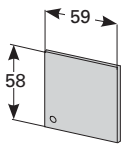

xla-209

V-5112

- N°1 Staffa evolution autoportante reversibile DX-SX per fissaggio laterale binario V-5103/muro.
- 1 pcs bracket for side fixing evolution profile v-5103.
- 1 Stuck Winkelprofil für seitliche Wandbefestigung Evolution Laufschiene V-5103.

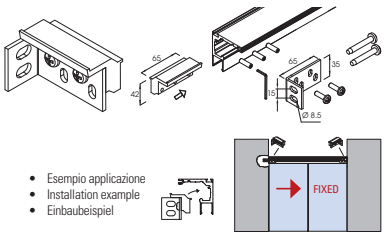

- Esempio applicazione
- Installation example
- Einbaubeispiel

xme146

V-5107

- Set per spessori vetro 12 - 12,7 - 13,5 (per 2 pinze V-5102).
- Set spacers for glass thickness 12 - 12,7 - 13,5 (for 2 clamps V-5102).
- Set distanzscheiben für Glasdicke 12 - 12,7 - 13,5 (für 2 Klemm-Lauwagen V-5102).

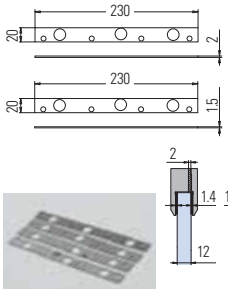



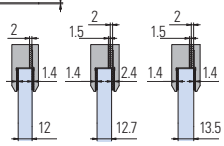

xla209b

V-5142

- Set accessori per 1 anta scorrevole in legno composto da: 2 carrelli con morsetti per porte in legno e 2 stopper.
- Accessory set for 1 sliding wooden door panel consisting of 2 trolley hangers with clamp carriage for wooden door and 2 stoppers
- Zubehör komplett für 1 Holz Schiebetür bestehend aus: N° 2 Klemm-Laufwagen für Holztür und 2 Stoppers.

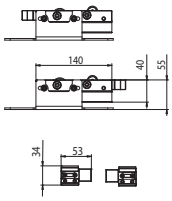

xla355

V-5307

- Set staffe per fissaggio carrelli con pannello in legno.
- Pair suspension plates hanger with wooden doors.
- Paar Winkel mit Holztüren.

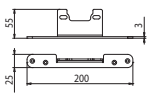

xla-355

V-5110

- Extra montaggio kit Evolution per chiusura simultanea 2 ante. Larghezza minima anta 600 mm (senza fori di sicurezza vetro).
- Extra cost for kit 2 panels synchronously opening. Min. door width 600 mm (without security holes in glass).
- Aufpreis Set für 2 Synchron öffnende Schiebeteile. Min. Flügelbreite 600 mm (ohne Sicherheitsbohrungen in Glas)

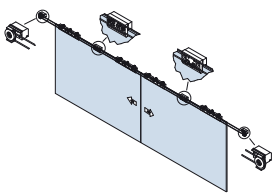

xme-094



EVOLUTION 5100

► 18

BRIXIA HEAVY (OPTIONAL SOFT-CLOSE)

V-1860

100 Kg

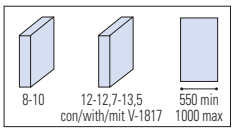

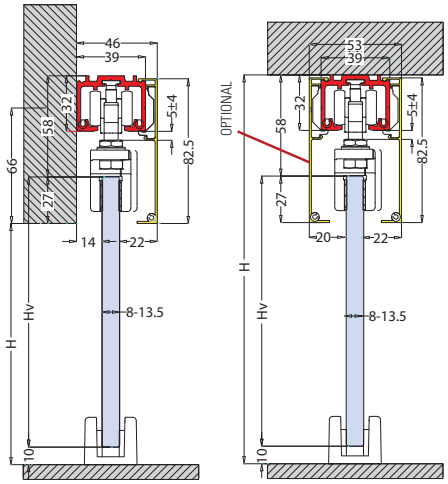

V-1860 SET 1

- Set per 1 anta scorrevole, fissaggio a parete/soffitto (solo una veletta inclusa)
- Sliding door set, wall/ceiling installation (only 1 cover included)
- Schiebetürset für 1 flg, Wand-Deckenmontage (nur 1 Abdeckung enthalten)

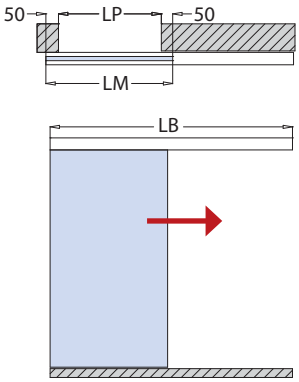

LB = LP x 2 + 150
LM = LP + 100

V-1860 SET 2

- Set per 2 ante scorrevoli, fissaggio a parete/soffitto (solo una veletta inclusa)
- Sliding doors set, wall/ceiling installation (only 1 cover included)
- Schiebetürset für 2 flg, Wand-Deckenmontage (nur 1 Abdeckung enthalten)

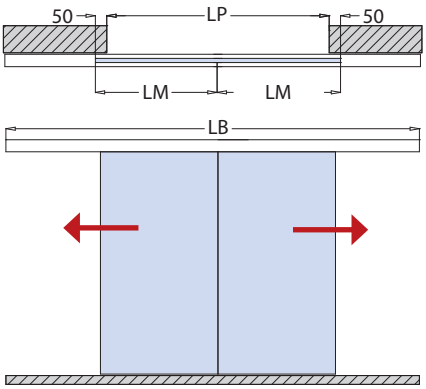

LB = LP x 2 + 100
LM = (LP + 100) / 2

LAVORAZIONE VETRO
GLASS PREPARATION
GLASBEARBEITUNG

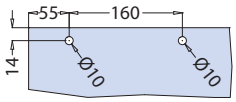

- ATTENZIONE: Con fori di sicurezza l'anta minima con soft close aumenta di 100 mm
- WARNING: With optional security holes min. panel's width soft-close must be increased of 100mm
- ACHTUNG: Wenn Sicherheitsbohrungen und Soft-close eingesetzt werden, muss die Mindestbreite um 100mm verlängert werden

xme425eNEW

COMPONENTI | COMPONENTS | EINZELTEILE ▶ 25

V-1860

V-1821

V-1862

V-1824-70 (OPTIONAL)-KG70
V-1824-50 (OPTIONAL)-KG50

V-1868

V-012

Cod.	Fin. | Fin. | Oberf.	V-1860 SET 1 FIX	V-1860 SET 1 MIS	V-1860 SET 2 FIX	V-1860 SET 2 MIS
V-1860 LB=2000 LB=3000 LB=4000 LB=6000	AN	1	–	1	–
V-1860-MIS LB= 1500→6000	AN	–	1	–	1
V-1821 LB=2000 LB=3000 LB=4000 LB=6000	AN/IXE	1	–	1	–
V-1821-MIS LB= 1500→6000	AN/IXE	–	1	–	1
V-1862	–	1	1	2	2
V-1824-70 Soft-close **(OPTIONAL)**	–	(1) (2)	(1) (2)	(2) (4)	(2) (4)
V-1824-50 Soft-close **(OPTIONAL)**	–	(1) (2)	(1) (2)	(2) (4)	(2) (4)
V-1868	AN	1	1	1	1
V-012	AN/NS	1	1	2	2

BRIXIA HEAVY (OPTIONAL SOFT-CLOSE)

V-1863

100 Kg

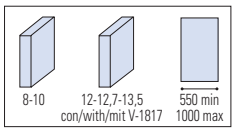

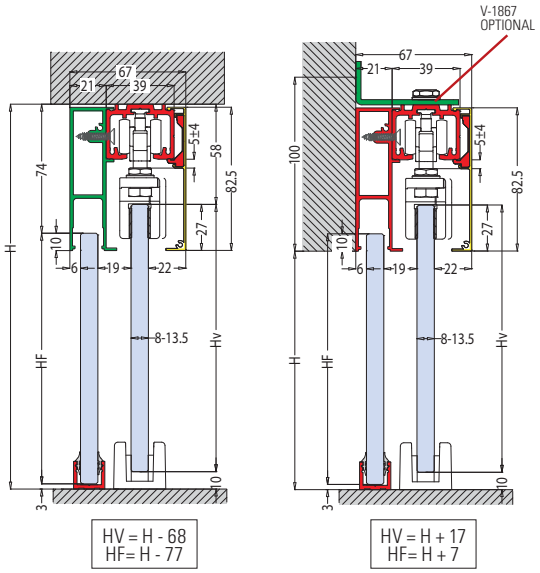

V-1863 SET 1

- Set per 1 anta scorrevole e vetro fisso, fissaggio a soffitto o a parete
- Sliding door set with fixed panel, ceiling or wall installation
- Schiebetürset für 1 flg mit Seitenteil, Deckenmontage- Wandmontage

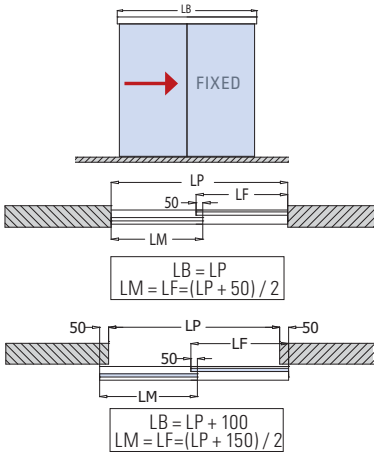

V-1863 SET 2

- Set per 2 ante scorrevoli e vetri fissi, fissaggio a parete / soffitto
- Sliding doors set with fixed panel, wall/ ceiling installation
- Schiebetürset für 2 flg mit Seitenteil, Wand-Deckenmontage

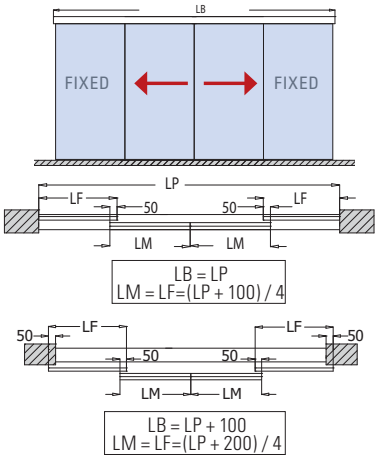

LAVORAZIONE VETRO
GLASS PREPARATION
GLASBEARBEITUNG

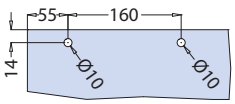

- ATTENZIONE: Con fori di sicurezza l'anta minima con soft close aumenta di 100 mm
- WARNING: With optional security holes min. panel's width soft-close must be increased of 100mm
- ACHTUNG: Wenn Sicherheitsbohrungen und Soft-close eingesetzt werden, muss die Mindestbreite um 100mm verlängert werden

xme425eNEW

COMPONENTI | COMPONENTS | EINZELTEILE ► 25

V-1860

V-1834

V-1821

V-1862

V-1824-70 (OPTIONAL)-KG70
V-1824-50 (OPTIONAL)-KG50

V-1865

V-012

Cod.	Fin. | Fin. | Oberf.	V-1863 SET 1 FIX	V-1863 SET 1 MIS	V-1863 SET 2 FIX	V-1863 SET 2 MIS
V-1860 LB=2000 LB=3000 LB=4000 LB=6000	AN	1	–	1	–
V-1860-MIS LB= 1500→6000	AN	–	1	–	1
V-1834 LB=2000 LB=3000 LB=4000 LB=6000	AN	1	–	1	–
V-1834-MIS LB= 1500→6000	AN	–	1	–	1
V-1821 LB=2000 LB=3000 LB=4000 LB=6000	AN	1	–	1	–
V-1821-MIS LB= 1500→6000	AN	–	1	–	1
V-1862	–	1	1	2	2
V-1867 Staffa | Bracket | Winkelverbinder **(OPTIONAL)**	–	1 x 400 mm	1 x 400 mm	1 x 400 mm	1 x 400 mm
V-1824-70 Soft-close **(OPTIONAL)**	–	(1) (2)	(1) (2)	(2) (4)	(2) (4)
V-1824-50 Soft-close **(OPTIONAL)**	–	(1) (2)	(1) (2)	(2) (4)	(2) (4)
V-1865 (OPTIONAL)	AN	(1)	(1)	(1)	(1)
V-012	AN	1	1	2	2

BRIXIA (OPTIONAL SOFT-CLOSE)

PO-290

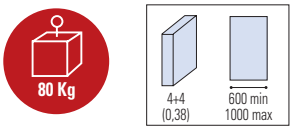

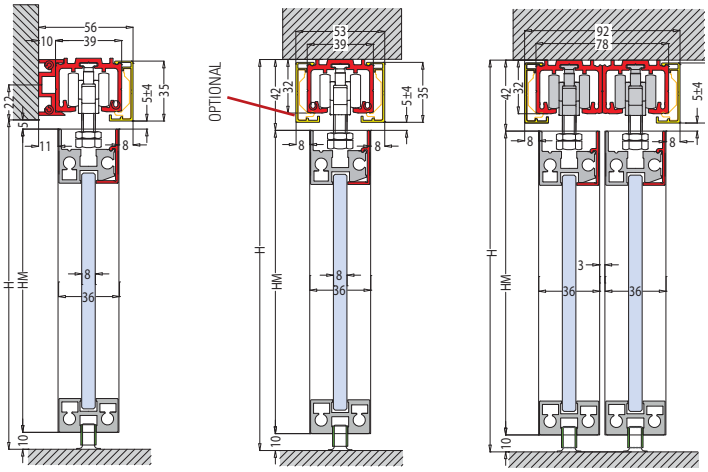

PO-290-BRIXIA SET 1

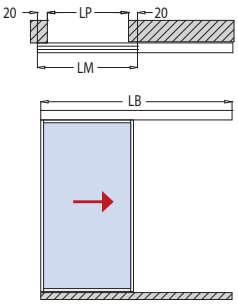

LB = LPx2+150
LM = LP+40

PO-290-BRIXIA SET 2

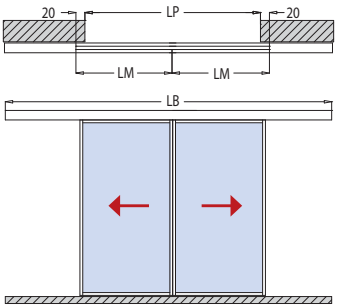

LB = LPx2+100
LM = (LP+40)/2

PO-290-BRIXIA SET 5

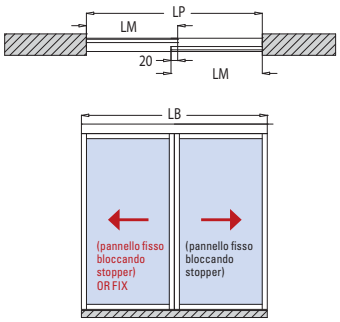

LB = LP
LM = (LP+20)/2

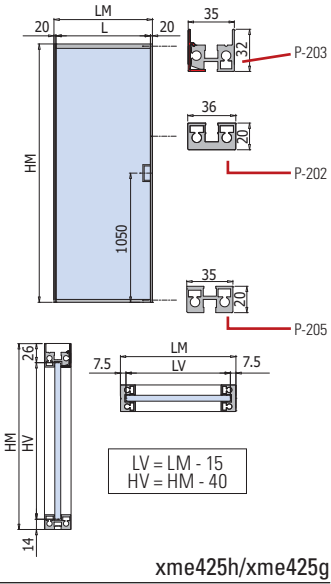

LV = LM - 15
HV = HM - 40

xme425h/xme425g

COMPONENTI | COMPONENTS | EINZELTEILE ▶ 25

V-1860

V-1827

V-1829

PO-290-BRIXIA

V-1824-70 (OPTIONAL)-KG70
V-1824-50 (OPTIONAL)-KG50

F-007

Cod.	Fin. | Fin. | Oberf.	PO-290-BRIXIA SET 1 FIX	PO-290-BRIXIA SET 1 MIS	PO-290-BRIXIA SET 2 FIX	PO-290-BRIXIA SET 2 MIS	PO-290-BRIXIA SET 5 FIX	PO-290-BRIXIA SET 5 MIS
V-1860 LB=2000 LB=3000 LB=4000 LB=6000	AN	1	–	1	–	2	–
V-1860-MIS LB= 1500→6000	AN	–	1	–	1	–	2
V-1829 LB=2000 LB=3000 LB=4000 LB=6000	AN	1	–	1	–	2	–
V-1829-MIS LB= 1500→6000	AN	–	1	–	1	–	2
V-1827 LB=2000 LB=3000 LB=4000 LB=6000	AN	1	–	1	–	–	–
V-1827-MIS LB= 1500→6000	AN	–	1	–	1	–	2
PO-290 - BRIXIA Profili per anta intelaiata / Profiles for aluminium panel / Flügelrahmen aus Aluminium	AN	1	1	2	2	2	2
V-1824-70 Soft-close **(OPTIONAL)**	–	(1) (2)	(1) (2)	(2) (4)	(2) (4)	(2) (4)	(2) (4)
V-1824-50 Soft-close **(OPTIONAL)**	–	(1) (2)	(1) (2)	(2) (4)	(2) (4)	(2) (4)	(2) (4)
V-1818 Tappi / Endcaps / Endkappe	AN	1	1	–	–	–	–

BRIXIA HEAVY V-1860 | V-1863 | PO-290

COMPONENTI | COMPONENTS | EINZELTEILE

V-1860

- Binario Scorrevole BRIXIA HEAVY
- Track profile BRIXIA HEAVY
- Laufschienenprofil BRIXIA HEAVY

AN

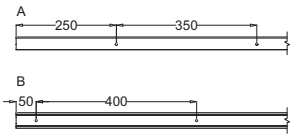



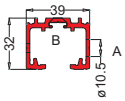

xme425i

V-1834

- Profilo per vetro fisso BRIXIA HEAVY
- Side panel profile BRIXIA HEAVY
- Seitenteilprofil BRIXIA HEAVY

AN

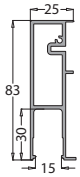

xme425no

V-1815

- Binario Scorrevole BRIXIA con fresatura per Soft-close
- Track profile BRIXIA with opening for Soft-close
- Laufschienenprofil BRIXIA mit Öffnung für Soft-close

AN

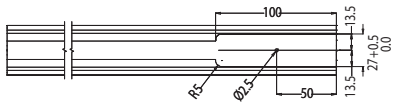



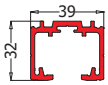

xme425uv

V-1821

- Veletta per binario V-1860
- Cover profile for Track profile V-1860
- Abdeckung für Laufschiene V-1860

AN-IXE

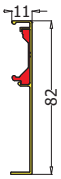

xme425i

V-1827

- Profilo distanziale a muro per binario V-1860
- Wall profile for track profile V-1860
- Wandprofil für Laufschiene V-1860

AN

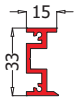

xme425i

V-1829

- Veletta per binario V-1860
- Cover profile for Track profile V-1860
- Abdeckung für Laufschiene V-1860

AN

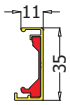

xme425i

V-1862

- Set accessori per 1 anta scorrevole composto da 2 carrelli, morsetti per vetro 8-10 mm. 2 stoppers.
- Accessories set for 1 sliding panel consisting of N°2 trolley hangers with clamp carriage for 8/10 mm glass. N°2 endstops.
- Zubehör für 1 Schiebetür bestehend aus: N°2 Klemm - Laufwagen für 8/10 mm Glas. N°2 Stopper.

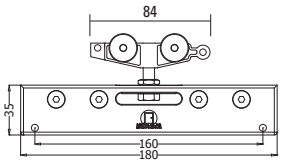

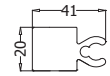



xme425i

V-1824-70 Kg
V-1824-50 Kg

- 1 pcs Soft-close

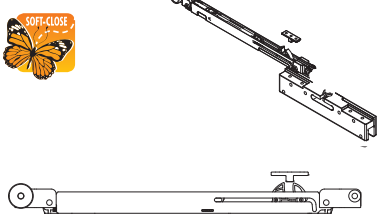

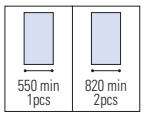

xme425i

PO-290-BRIXIA

- Profili per anta intelaiata max 1200x3000 mm con carrelli e stopper.
- Profiles for aluminium panel max 1200x3000 with carriages and stoppers.
- Flügelrahmen aus Aluminium max 1200x3000 mit Laufwagen und stoppers.

AN

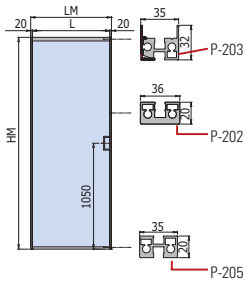

xme270ok

V-1868

- Paio tappi finali per binario V-1860
- Pair endcaps for track profile V-1860
- Paar Endkappe für Laufschienenprofil V-1860

AN-IXE

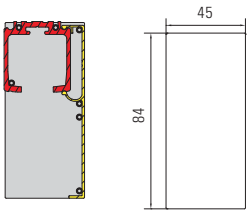

282po40

V-1865

- Paio tappi finali per sistema V-1863
- Pair endcaps for system V-1863
- Paar Endkappe für System V-1863

AN

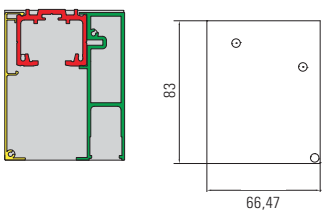

282po46

V-1818-P

- Paio tappi finali per sistema PO-290-BRIXIA
- Pair endcaps for system PO-290-BRIXIA
- Paar Endkappe für System PO-290-BRIXIA

AN

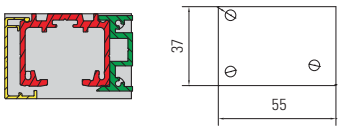

282po41

BRIXIA 140 (OPTIONAL SOFT-CLOSE)

V-1890

140 Kg

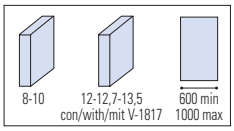

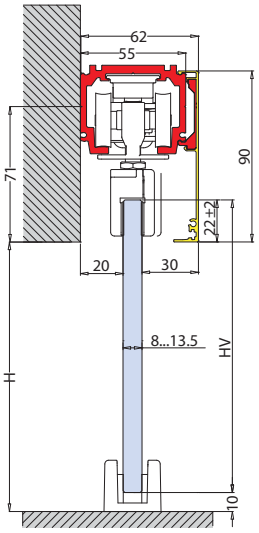

HV = H + 12

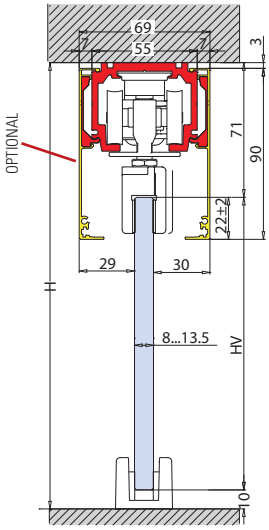

HV = H - 81

V-1890 SET 1

- Set per 1 anta scorrevole, fissaggio a parete/soffitto (solo 1 veletta inclusa)
- Sliding door set, wall/ceiling installation (only 1 cover included)
- Schiebetürset für 1 flg, Wand-Deckenmontage (nur 1 Abdeckung enthalten)

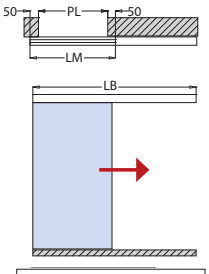

LB = LP x 2 + 150
LM = LP + 100

V-1890 SET 2

- Set per 2 ante scorrevoli, fissaggio a parete/soffitto (solo 1 veletta inclusa)
- Sliding doors set, wall/ceiling installation (only 1 cover included)
- Schiebetürset für 2 flg, Wand-Deckenmontage (nur 1 Abdeckung enthalten)

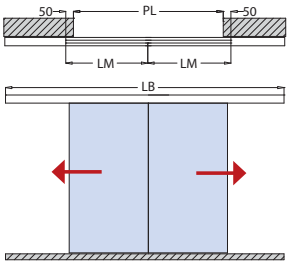

LB = LP x 2 + 100
LM = (LP + 100) / 2

LAVORAZIONE VETRO
GLASS PREPARATION
GLASBEARBEITUNG

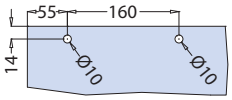

- ATTENZIONE: Con fori di sicurezza l'anta minima con soft close aumenta di 100 mm
- WARNING: With optional security holes min. panel's width soft-close must be increased of 100mm
- ACHTUNG: Wenn Sicherheitsbohrungen und Soft-close eingesetzt werden, muss die Mindestbreite um 100mm verlängert werden

xme431a

COMPONENTI | COMPONENTS | EINZELTEILE ▶ 28

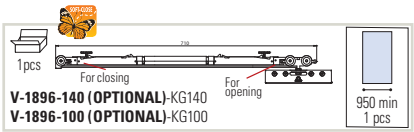

Cod.	Fin. | Fin. | Oberf.	V-1890 SET 1 FIX	V-1890 SET 1 MIS	V-1890 SET 2 FIX	V-1890 SET 2 MIS
V-1890 LB=2000 LB=3000 LB=4000 LB=6000	AN	1	–	1	–
V-1890-MIS LB= 1500→6000	AN	–	1	–	1
V-1632 LB=2000 LB=3000 LB=4000 LB=6000	AN/IXE	1	–	1	–
V-1632-MIS LB= 1500→6000	AN/IXE	–	1	–	1
V-1892	–	1	1	2	2
V-1896-140 Soft-close **(OPTIONAL)**	–	(1)	(1)	(2)	(2)
V-1896-100 Soft-close **(OPTIONAL)**	–	(1)	(1)	(2)	(2)
V-1824-140 Soft-close **(OPTIONAL)**	–	(1) (2)	(1) (2)	(2) (4)	(2) (4)
V-1824-100 Soft-close **(OPTIONAL)**	–	(1) (2)	(1) (2)	(2) (4)	(2) (4)
V-1898	AN	1	1	1	1
V-012	AN/IXE	1	1	2	2

BRIXIA 140 (OPTIONAL SOFT-CLOSE)

V-1893

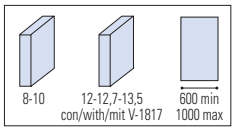

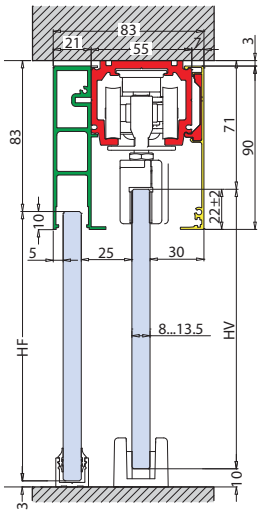

HV = H - 81
HF = H - 86

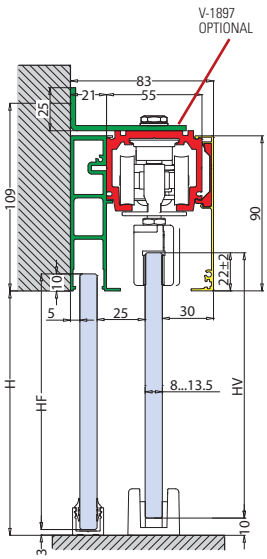

HV = H + 12
HF = H + 7

V-1893 SET 1

- Set per 1 anta scorrevole e vetro fisso, fissaggio a parete/soffitto
- Sliding door set with fixed panel, wall/ceiling installation
- Schiebetürset für 1 flg mit Seitenteil, Wand-Deckenmontage

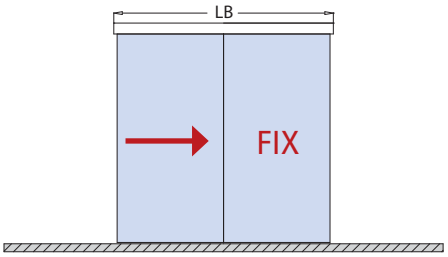

A

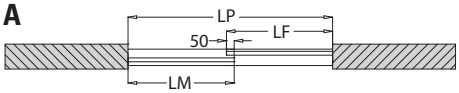

LB = LP
LM = LF = (LP+50)/2

B

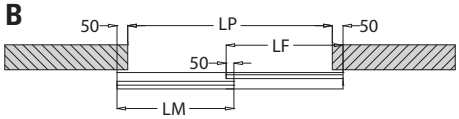

LB = LP+100
LM = LF = (LP+150)/2

LAVORAZIONE VETRO
GLASS PREPARATION
GLASBEARBEITUNG

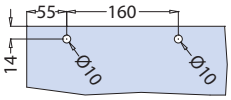

- ATTENZIONE: Con fori di sicurezza l'anta minima con soft close aumenta di 100 mm
- WARNING: With optional security holes min. panel's width soft-close must be increased of 100mm
- ACHTUNG: Wenn Sicherheitsbohrungen und Soft-close eingesetzt werden, muss die Mindestbreite um 100mm verlängert werden

xme431b

COMPONENTI | COMPONENTS | EINZELTEILE ► 28

V-1890

V-1894

V-1632

V-1892

V-1898

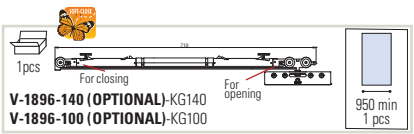

V-012

Cod.	Fin. | Fin. | Oberf.	V-1893 SET 1 FIX	V-1893 SET 1 MIS	V-1893 SET 2 FIX	V-1893 SET 2 MIS
V-1890 LB=2000 LB=3000 LB=4000 LB=6000	AN	1	–	1	–
V-1890-MIS LB= 1500→6000	AN	–	1	–	1
V-1632 LB=2000 LB=3000 LB=4000 LB=6000	AN/IXE	1	–	1	–
V-1632-MIS LB= 1500→6000	AN/IXE	–	1	–	1
V-1894 LB=2000 LB=3000 LB=4000 LB=6000	AN	1	–	1	–
V-1894-MIS LB= 1500→6000	AN	–	1	–	1
V-1892	–	1	1	2	2
V-1896-140 Soft-close **(OPTIONAL)**	–	(1)	(1)	(2)	(2)
V-1896-100 Soft-close **(OPTIONAL)**	–	(1)	(1)	(2)	(2)
V-1824-140 Soft-close **(OPTIONAL)**	–	(1) (2)	(1) (2)	(2) (4)	(2) (4)
V-1824-100 Soft-close **(OPTIONAL)**	–	(1) (2)	(1) (2)	(2) (4)	(2) (4)
V-1899	AN	1	1	1	1
V-012	AN/IXE	1	1	2	2
V-1897 Staffa | Bracket | Winkelverbinder **(OPTIONAL)**		1 x 400 mm	1 x 400 mm	1 x 400 mm	1 x 400 mm

BRIXIA 140Kg V-1890 | V-1893

COMPONENTI | COMPONENTS | EINZELTEILE

V-1890

- Binario Scorrevole BRIXIA 140
- Track profile BRIXIA 140
- Laufschienenprofil BRIXIA 140

AN

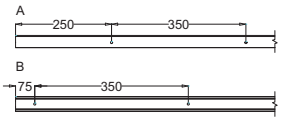



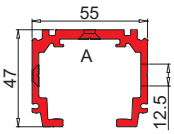

xme431c

V-1632

- Veletta per binario V-1890
- Cover profile for Track profile V-1890
- Abdeckung für Laufschiene V-1890

AN

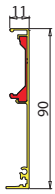

xme431c

V-1894

- Profilo per vetro fisso BRIXIA 140
- Side panel profile BRIXIA 140
- Seitenteilprofil BRIXIA 140

AN

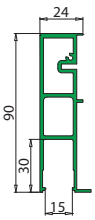

xme431c

V-1892

- Set accessori per 1 anta scorrevole composto da 2 carrelli, morsetti per vetro 8-10 mm. 2 stoppers.
- Accessories set for 1 sliding panel consisting of N°2 trolley hangers with clamp carriage for 8/10 mm glass. N°2 endstops.
- Zubehör für 1 Schiebetür bestehend aus: N°2 Klemm - Laufwagen für 8/10 mm Glas. N°2 Stopper.

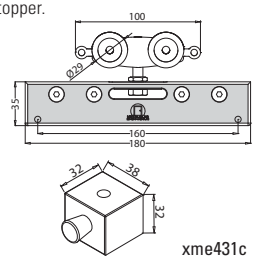

xme431c

V-1896-140 Kg
V-1896-100 Kg

- 1 pcs soft-close double

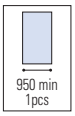

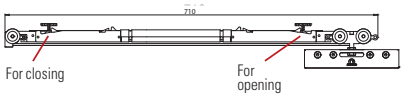

xme431c

V-1824-70 Kg
V-1824-50 Kg

- 1 pcs Soft-close

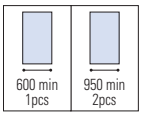

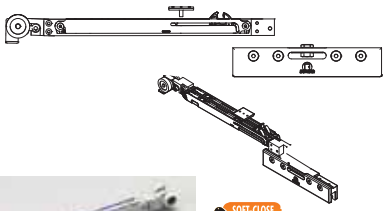

xme431c

V-090

- Pinza
- Clamp
- Klemmschuh

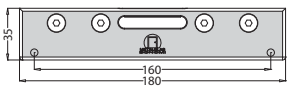

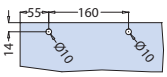

xme425d / xme431c

V-1895

- Carrello Brixia 140Kg
- Carrier Brixia 140Kg
- Laufwagen Brixia 140Kg

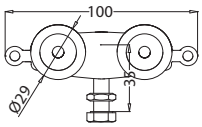

xme425i

V-1891

- Stoppers Brixia 140Kg

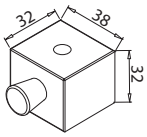



xme425c

V-012-EVO

- Guida a pavimento per pannello in legno.
- Floor guide for sliding wooden panel.
- Schiebetüren aus Holz.

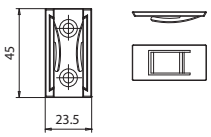

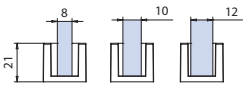

v-012new

V-012

- Guida a pavimento per scorrevole con feltrini per vetro 8 e 10 mm.
- Floor guide with felt strips for glass sliding door a 8 and 10mm.
- Bodenführung mit Filzgleiter für Glas 8 und 10 mm.

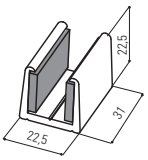

v-012

V-1898

- Paio tappi finali per sistema V-1890
- Pair endcaps for system V-1890
- Paar Endkappe für System V-1890

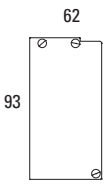

V-1899

- Paio tappi finali per sistema V-1893
- Pair endcaps for system V-1893
- Paar Endkappe für System V-1893

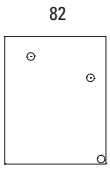

BRIXIA 140
V-1890
► 26

SESAMO

V-2000

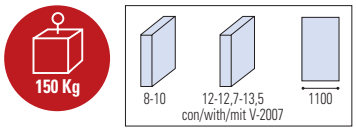

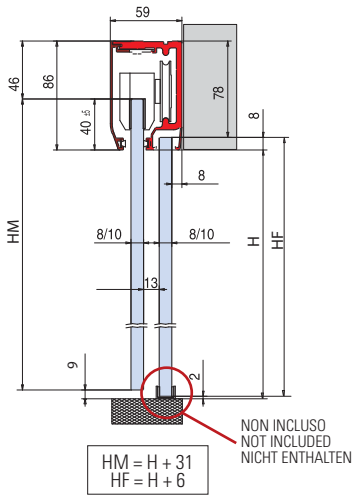

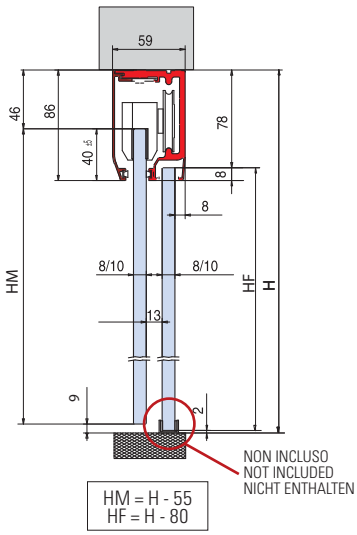

V-2000 SET 1

- Set per 1 anta scorrevole, fissaggio a parete/soffitto
- Sliding door set, wall/ceiling installation
- Schiebetürset für 1 flg, Wand-Deckenmontage

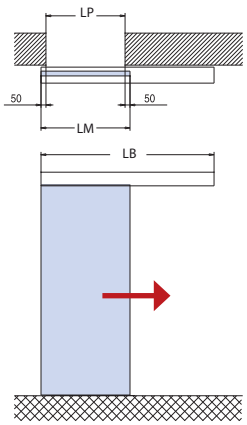

LB = LP x 2 + 150
LM = LF = LP + 100

V-2000 SET 3

- Set per 1 anta scorrevole e vetro fisso, fissaggio a parete/soffitto
- Sliding door set with fixed panel, wall/ceiling installation
- Schiebetürset für 1 flg mit Seitenteil, Wand-Deckenmontage

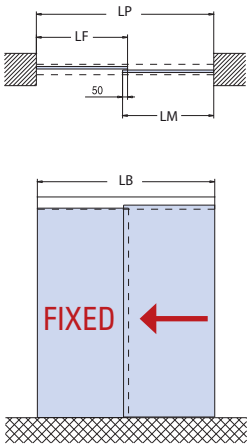

LB = LP
LM = LF = (LP + 50) / 2

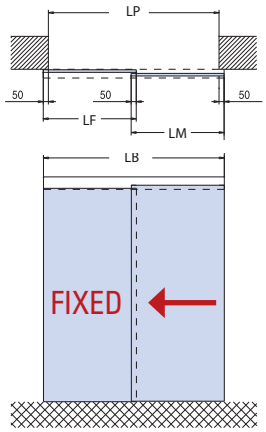

LB = LP + 100
LM = LF = (LP + 150) / 2

LAVORAZIONE VETRO
GLASS PREPARATION
GLASBEARBEITUNG

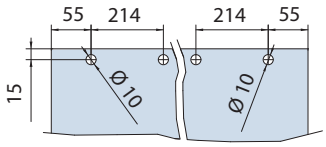

- Fori optional
- Holes optional
- Bohrungen Optional

xla50 / pla169x2

COMPONENTI | COMPONENTS | EINZELTEILE

V-2000

V-2002

V-012

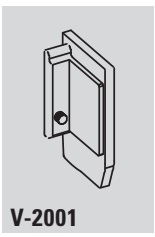
V-2001

Cod.	Fin. | Fin. | Oberf.	V-2000 SET 1 FIX	V-2000 SET 1-MIS	V-2000 SET 3 FIX	V-2000 SET 3-MIS
V-2000 L=2000 L=3000 L=4000 L=5000	AN	1	-	1	-
V-2000-MIS L=1500 → 6000	AN	-	1	-	1
V-2002	-	1	1	1	1
V-012	AN	1	1	1	1
V-2001	AN	1	1	(1) **(OPTIONAL)**	(1) **(OPTIONAL)**

SESAMO V-2000

COMPONENTI | COMPONENTS | EINZELTEILE

V-2000

- Binario Sesamo
- Track profile Sesamo
- Laufschiene Sesamo

AN

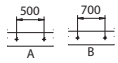

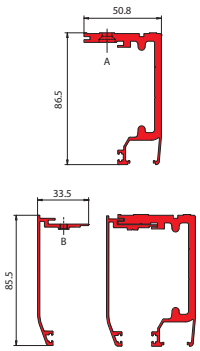

xfb-074

V-2002

- Set carrelli con pinze e stopper per 1 anta scorrevole
- Set roller carriers and stoppers for 1 panel
- Set Klemm-Laufwagen und stopper für 1 Flügel

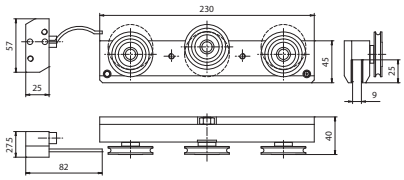

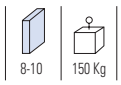

xfb-074

V-2001

- Paio tappi finali in alluminio per guida a scorrimento V-2000.
- Pair aluminium endcaps for track profile V-2000.
- Paar Endkappen aus Aluminium für Laufschiene V-2000.

AN

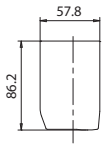

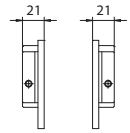

- Destro
- Right
- Rechts

- Sinistro
- Left
- Links

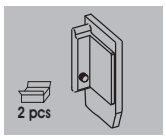

xfb-074

V-2010

- Set per la chiusura simultanea di due ante scorrevoli per il sistema Sesamo V-2000.
- Set for 2-panel synchronously opening system for Sesamo V-2000.
- Set für 2-flügelige synchron öffnende Schiebetüren für Sesamo V-2000.

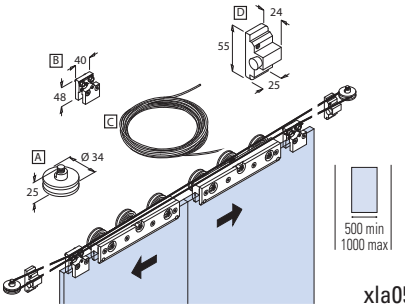

xla050

V-2007

- Set per spessori vetro 12 - 12,7 - 13,5 (per 2 pinze V-2002).
- Set spacers for glass thickness 12 - 12,7 - 13,5 (for 2 clamps V-2002).
- Set distanzscheiben für Glasdicke 12 - 12,7 - 13,5 (für 2 Klemm-Lauwagen V-2002).

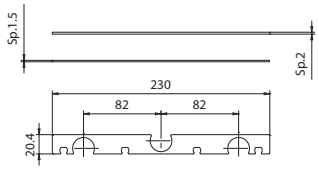



xfb-074

V-2015

- Canalina per vetro fisso (non compresa nel V-2000) - sfusa, compresa di guarnizioni.
- U-channel for fixed panel(not included in V-2000) - complete with gaskets.
- U-profil mit Dichtungen für Seitenteil (nicht enthalten in V-2000) Oberfläche: ev1.

AN

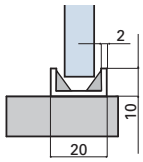

v-2015

INVISIBILE (OPTIONAL SOFT-CLOSE)

V-7100

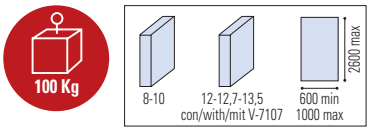

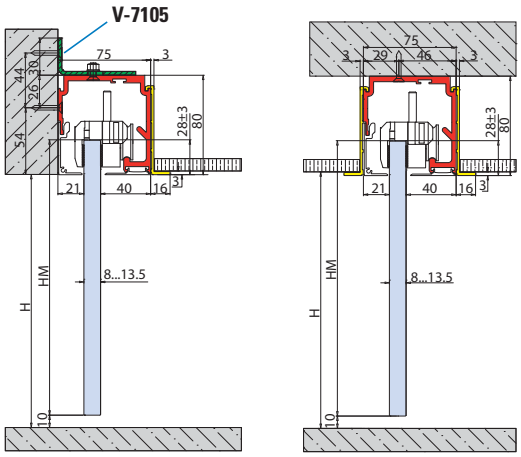

HM = H + 28 - 10

HM = H + 28 - 10

V-7100 SET 1

- Set per 1 anta scorrevole, fissaggio a parete/soffitto
- Sliding door set, wall/ceiling installation
- Schiebetürset für 1 flg, Wand-Deckenmontage

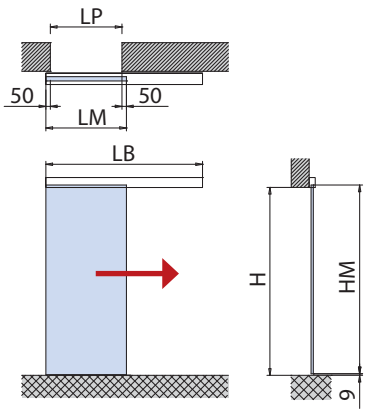

LB = LP x 2 + 150
LM = LP + 100

V-7100 SET 2

- Set per 2 ante scorrevoli, fissaggio a parete/soffitto
- Sliding doors set, wall/ceiling installation
- Schiebetürset für 2 flg, Wand-Deckenmontage

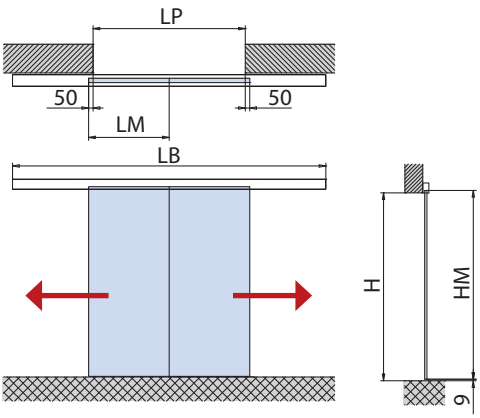

LB = LP x 2 + 100
LM = (LP + 100) / 2

LAVORAZIONE VETRO
GLASS PREPARATION
GLASBEARBEITUNG

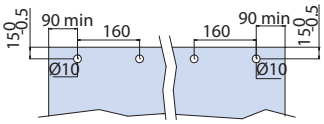

- Fori optional
- Holes optional
- Bohrungen Optional

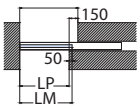

- **ATTENZIONE!** Per montaggio vetro in nicchia è necessaria preparazione spalle sfasate.
- **ATTENTION!** For glass installation in the niche, the walls must be prepared off line like drawing.
- **ACHTUNG!** In der Wand laufend für die Glasmontage muss eine Wandseite gekürzt werden.

xme346

COMPONENTI | COMPONENTS | EINZELTEILE ▶ 34

V-7101

V-7102 100 Kg

V-012-INS

V-7108 OPTIONAL 80 Kg

V-7105

Cod.	Fin. | Fin. Oberf.	V-7100 SET 1 FIX	V-7100 SET 1-MIS	V-7100 SET 2 FIX	V-7100 SET 2-MIS
V-7101 L=2000 L=3000 L=4000	-	1	-	1	-
V-7101-MIS L=1500 R 6000	-	-	1	-	1
V-7102	-	1	1	2	2
V-012-INS	AN	1	1	2	2
V-7108 Soft-close **(OPTIONAL)**	-	(1)	(1)	(2)	(2)
V-7105 Staffa | Bracket | Winkelverbinder **(OPTIONAL)**	-	(1 x 400 mm)	(1 x 400 mm)	(1 x 400 mm)	(1 x 400 mm)

INVISIBILE (OPTIONAL SOFT-CLOSE)

V-7103

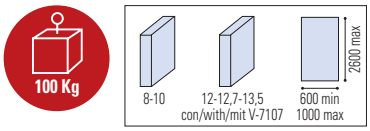

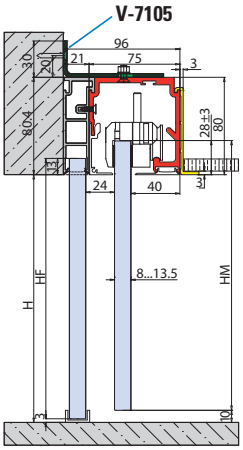

HM = H + 28 - 10
HF = H + 13 - 3

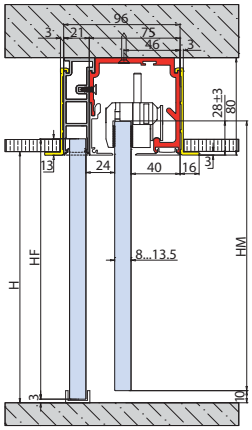

HM = H + 28 - 10
HF = H + 13 - 3

V-7103 SET 1

- Set per 1 anta scorrevole e vetro fisso, fissaggio a parete/soffitto
- Sliding door set with fixed panel, wall/ceiling installation
- Schiebetürset für 1 flg mit Seitenteil, Wand-Deckenmontage

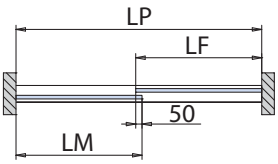

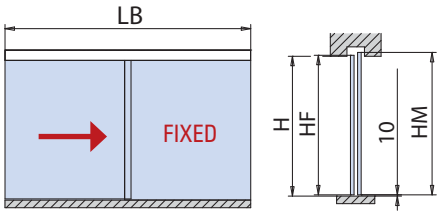

LB = LP
LM = LF = (LP + 50) / 2

V-7103 SET 2

- Set per 2 ante scorrevoli e vetri fissi, fissaggio a parete/soffitto
- Sliding doors set with fixed panels, wall/ceiling installation
- Schiebetürset für 2 flg mit Seitenteil, Wand-Deckenmontage

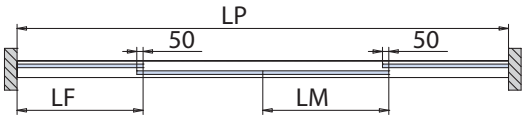

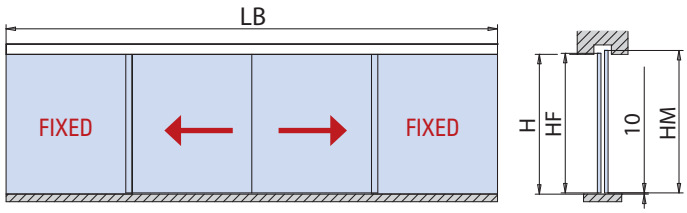

LB = LP
LM = LF = (LP + 100) / 4

LAVORAZIONE VETRO
GLASS PREPARATION
GLASBEARBEITUNG

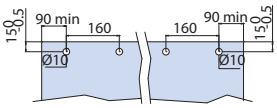

- Fori optional
- Holes optional
- Bohrungen Optional

xme346

COMPONENTI | COMPONENTS | EINZELTEILE ▶ 34

V-7101+V-7104

V-7102 100 Kg

V-012-INS

V-7108 OPTIONAL 80 Kg

V-7105

Cod.		Fin. | Fin. Oberf.	V-7103 SET 1 FIX	V-7103 SET 1-MIS	V-7103 SET 2 FIX	V-7103 SET 2-MIS
V-7101	L=2000 L=3000 L=4000	-	1	-	1	-
V-7101-MIS	L=1500 R 6000	-	-	1	-	1
V-7104	L=2000 L=3000 L=4000	-	1	-	1	-
V-7104-MIS	L=1500 R 6000	-	-	1	-	1
V-7102		-	1	1	2	2
V-012-INS		AN	1	1	2	2
V-7108 Soft-close **(OPTIONAL)**		-	(1)	(1)	(2)	(2)
V-7105 Staffa | Bracket | Winkelverbinder **(OPTIONAL)**		-	(1 x 400 mm)	(1 x 400 mm)	(1 x 400 mm)	(1 x 400 mm)

INVISIBILE V-7100 | V-7103

COMPONENTI | COMPONENTS | EINZELTEILE

V-7101

- Binario Invisibile
- Track profile Invisibile
- Laufschiene Invisibile

AN

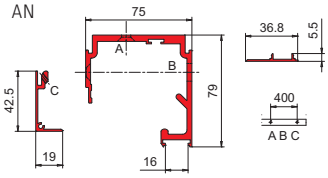

V-7006-CF2

- Profilo per V-7101 con appoggio per controsoffitto.
- Profile for V-7101 with support for suspended ceiling.
- Profil für V-7101 mit Auflage für Abgehängter Decke.

AN

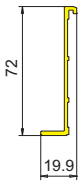

xfb-069

V-7104

- Profilo per vetro fisso per V-7101
- Side panel profile for V-7101
- Seitenteilprofil für V-7101

AN

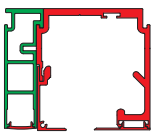

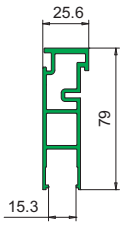



xfb-069

V-7108

- Optional Soft-close.

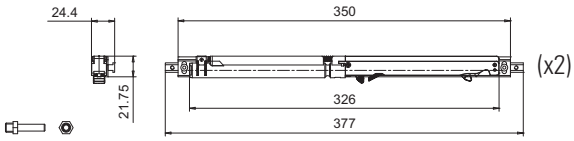

xfb-069

V-7107

- Set per spessori vetro 12 - 12,7 - 13,5 (per 2 pinze V-7102).
- Set spacers for glass thickness 12 - 12,7 - 13,5 (for 2 clamps V-7102).
- Set distanzscheiben für Glasdicke 12 - 12,7 - 13,5 (für 2 Klemm-Lauwagen V-7102).

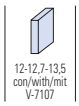

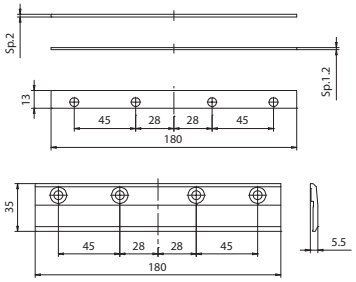

xfb-069

V-7102

- Set carrelli con pinze e stopper per 1 anta scorrevole
- Set roller carriers and stoppers for 1 panel
- Set Klemm-Laufwagen und stopper für 1 Flügel

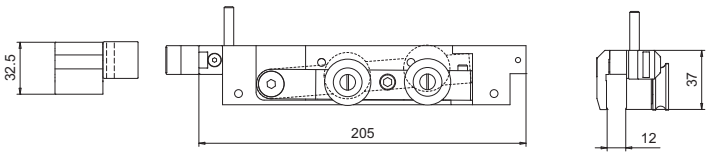

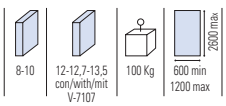

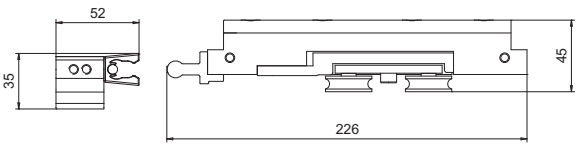

xfb-069

V-2014

- Canalina per vetro fisso escluso guarnizioni.
- U channel for fixed panel, gaskets not included.
- U Profil für Seitenteil Dichtungen nicht inkl.

Cod.	Fin.|Fin.|Oberf.
V-2014-2000 mm	AN
V-2014-3000 mm	AN
V-2014-6000 mm	AN

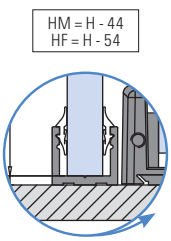

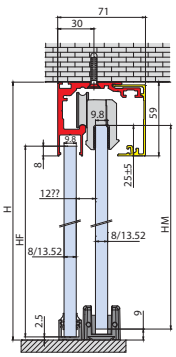

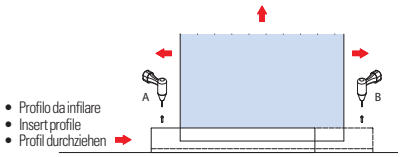

- Profilo da infilare
- Insert profile
- Profil durchziehen

- Guarnizioni
- Gaskets
- Dichtungen

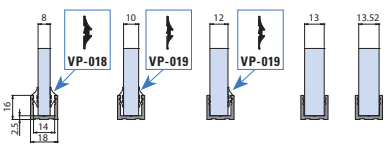

FB044-E



INVISIBILE
V-7100
► 32

INVISIBILE EVOLUTION (OPTIONAL SOFT-CLOSE)

V-7150

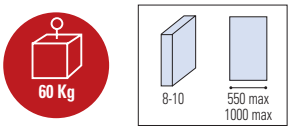

V-7160

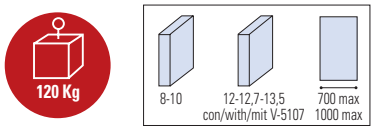

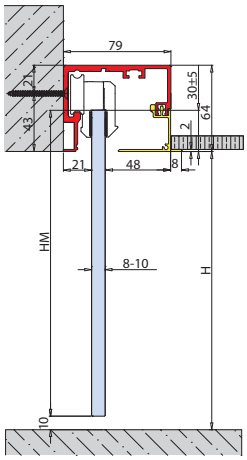

HM = H + 30 - 10

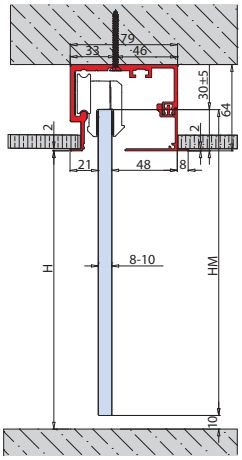

HM = H + 30 - 10

V-7150 | V-7160 SET 1

- Set per 1 anta scorrevole, fissaggio a parete/soffitto
- Sliding door set, wall/ceiling installation
- Schiebetürset für 1 flg, Wand-Deckenmontage

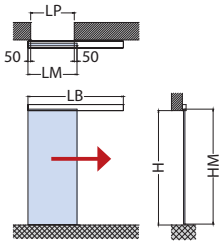

LB = LP x 2 + 150
LM = LP + 100
HM = H + 30 - 10

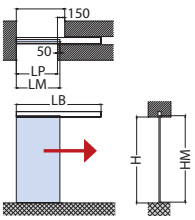

LB = LP x 2 + 150
LM = LP + 50
HM = H + 30 + 10

- **ATTENZIONE!** Per montaggio vetro in nicchia è necessaria preparazione spalle sfasate.
- **ATTENTION!** For glass installation in the niche, the walls must be prepared off line like drawing.
- **ACHTUNG!** In der Wand laufend für die Glasmontage muss eine Wandseite gekürzt werden.

V-7150 | V-7160 SET 2

- Set per 2 ante scorrevoli, fissaggio a parete/soffitto
- Sliding doors set, wall/ceiling installation
- Schiebetürset für 2 flg, Wand-Deckenmontage

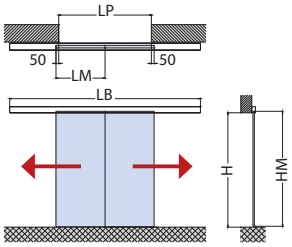

LB = LP x 2 + 100
LM = (LP + 100) / 2
HM = H + 30 - 10

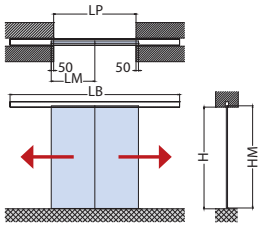

LB = LP x 2 + 100
LM = (LP + 100) / 2
HM = H + 30 + 10

LAVORAZIONE VETRO
GLASS PREPARATION
GLASBEARBEITUNG

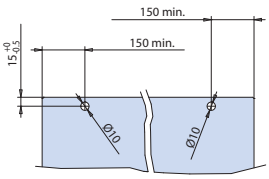

- Fori optional per V-5102
- Holes optional for V-5102
- Bohrungen Optional für V-5102

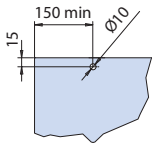

- Foro optional per V-5152
- Hole optional for V-5152
- Bohrung Optional für V-5152

xme427a

COMPONENTI | COMPONENTS | EINZELTEILE ▶ 38

V-7150

V-5102

V-5152

V-5406-80 (V-7150)-80 Kg **(OPTIONAL)**
V-5406-120 (V-7160)-120 Kg **(OPTIONAL)**

V-012-INS

Cod.	Fin. | Fin. | Oberf.	V-7150 | V-7160 SET 1 FIX	V-7150 | V-7160 SET 1 MIS	V-7150 | V-7160 SET 2 FIX	V-7150 | V-7160 SET 2 MIS
V-7150 LB=2000 LB=3000 LB=4000 LB=6000	AN	1	–	1	–
V-7150-MIS LB= 1500→6000	AN	–	1	–	1
V-5152 (per|for|für V-7150) **V-5102** (per|for|für V-7160)	–	1	1	2	2
V-5406 Soft-close **(OPTIONAL)**	–	(1)	(1)	(2)	(2)
V-012-INS	AN	1	1	2	2

INVISIBILE EVOLUTION (OPTIONAL SOFT-CLOSE)

V-7153

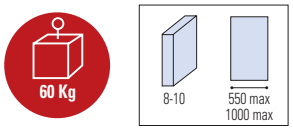

V-7163

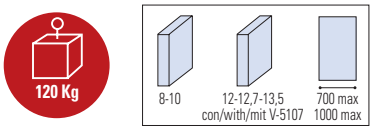



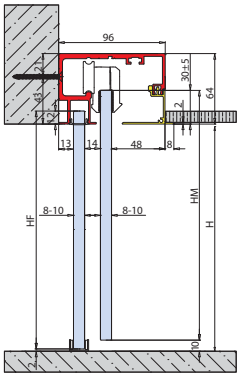

HM = H + 30 - 10
HF = H + 12 - 2

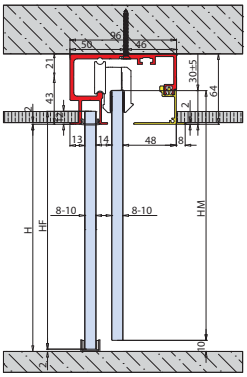

HM = H + 30 - 10
HF = H + 12 - 2

V-7153 | V-7163 SET 1

- Set per 1 anta scorrevole e vetro fisso, fissaggio a parete/soffitto
- Sliding door set with fixed panel, wall/ceiling installation
- Schiebetürset für 1 flg mit Seitenteil, Wand-Deckenmontage

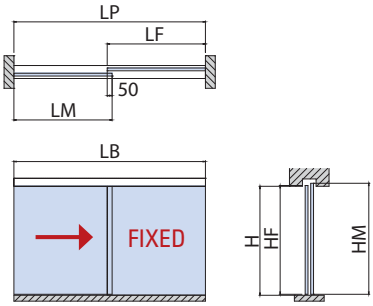

LB = LP
LM = LF = (LP + 50) / 2
HM = H + 30 -10
HF = H + 12 - 2

V-7153 | V-7163 SET 2

- Set per 2 ante scorrevoli e vetri fissi, fissaggio a parete/soffitto
- Sliding doors set with fixed panels, wall/ceiling installation
- Schiebetürset für 2 flg mit Seitenteil, Wand-Deckenmontage

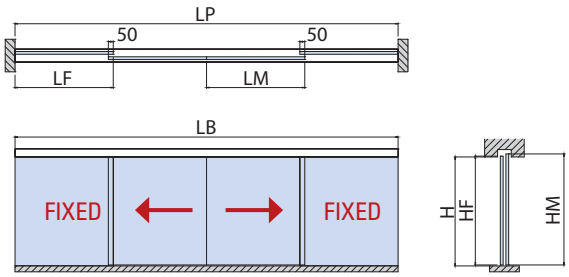

LB = LP
LM = LF = (LP + 100) / 4
HM = H + 30 -10
HF = H + 12 - 2

LAVORAZIONE VETRO
GLASS PREPARATION
GLASBEARBEITUNG

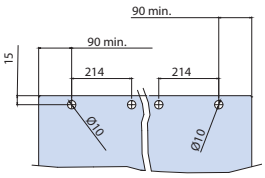

- Fori optional
- Holes optional
- Bohrungen Optional

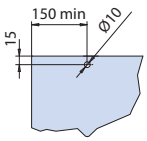

- Foro optional per V-5152
- Hole optional for V-5152
- Bohrung Optional für V-5152

xme427b

COMPONENTI | COMPONENTS | EINZELTEILE ▶38

V-7153

V-5102

V-5152

V-5406-80 (V-7150)-80 Kg (OPTIONAL)
V-5406-120 (V-7160)-120 Kg (OPTIONAL)

V-012-INS

Cod.	Fin. | Fin. | Oberf.	V-7153 | V-7163 SET 1 FIX	V-7153 | V-7163 SET 1 MIS	V-7153 | V-7163 SET 2 FIX	V-7153 | V-7163 SET 2 MIS
V-7153 LB=2000 LB=3000 LB=4000 LB=6000	AN	1	–	1	–
V-7153-MIS LB= 1500→6000	AN	–	1	–	1
V-5152 (per|for|für V-7153) **V-5102** (per|for|für V-7163)	–	1	1	2	2
V-5406 Soft-close **(OPTIONAL)**	–	(1)	(1)	(2)	(2)
V-012-INS	AN	1	1	2	2

INVISIBILE EVOLUTION V-7150 | V-7160 | V-7153 | V-7163

COMPONENTI | COMPONENTS | EINZELTEILE

V-7150

- Binario Scorrevole INVISIBILE EVOLUTION
- Track profile INVISIBILE EVOLUTION
- Laufschienenprofil INVISIBILE EVOLUTION

AN

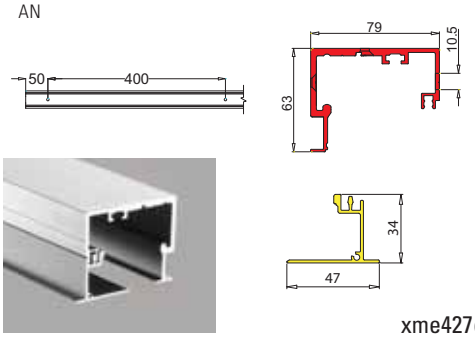

xme427c

V-7153

- Binario Scorrevole INVISIBILE EVOLUTION con vetro fisso
- Track profile INVISIBILE EVOLUTION with fixed panel
- Laufschienenprofil INVISIBILE EVOLUTION mit Seitenteil

AN

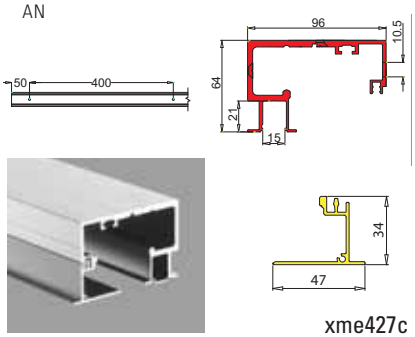

xme427c

V-5406

- Set 2 stoppers Evolution Soft-close (per 1 anta)
- Set 2 stoppers Evolution Soft-close (for 1 sliding panel)
- Set 2 Stoppers Evolution Soft-close mit Selbsteinzug (für 1 Schiebetür)

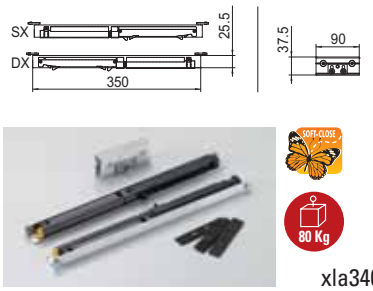

xla340b

V-5102

- Set accessori per 1 anta scorrevole composto da: 2 carrelli, morsetti per vetro 8-10 mm. 2 stoppers.
- Accessories set for 1 sliding panel consisting of: N°2 trolley hangers with clamp carriage for 8/10 mm glass. N°2 endstops.
- Zubehör für 1 Schiebetür bestehend aus: N°2 Klemm - Laufwagen für 8/10 mm Glas. N°2 Stopper.

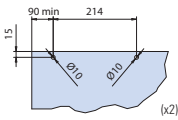

- Fori optional per V-5102
- Holes optional for V-5102
- Bohrungen Optional für V-5102

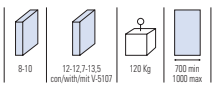

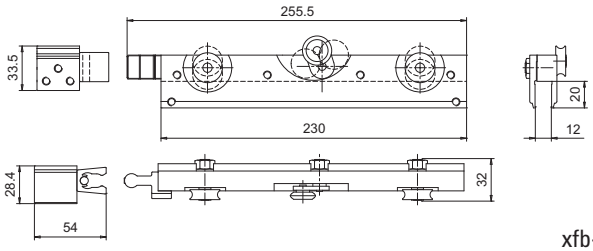

xfb-069

V-5152

- Set accessori per 1 anta scorrevole composto da 2 carrelli, morsetti per vetro 8-10 mm. 2 stoppers.
- Accessories set for 1 sliding panel consisting of N°2 trolley hangers with clamp carriage for 8/10 mm glass. N°2 endstops.
- Zubehör für 1 Schiebetür bestehend aus: N°2 Klemm - Laufwagen für 8/10 mm Glas. N°2 Stopper.

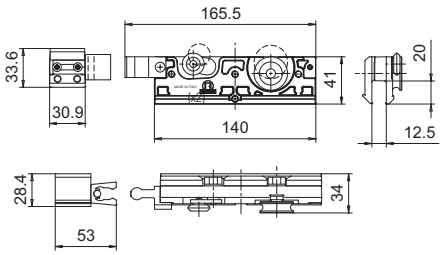

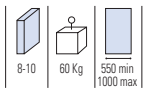

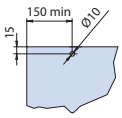

- Foro optional per V-5152
- Hole optional for V-5152
- Bohrung Optional für V-5152

xfb-069

V-5406-120

- Set 2 stoppers Evolution Soft-close (per 1 anta)
- Set 2 stoppers Evolution Soft-close (for 1 sliding panel)
- Set 2 Stoppers Evolution Soft-close mit Selbsteinzug (für 1 Schiebetür)

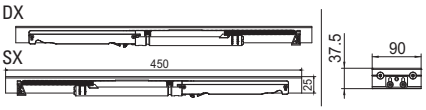

pla283z

V-012-INS

- Guida a pavimento regolabile per vetro da 8 a 13,5 mm con piastrina di fissaggio a terra per un facile inserimento della guida, ideale per scorrevoli invisibili e Telescopici.
- Floor guide adjustable for glass from 8 to 13,5 mm. Perfect for invisible and Telescopic.
- Bodenführung verstellbar für Glas von 8 bis 13,5mm perfekt für invisibile und Teleskop Schiebe-Systeme, dank der Befestigungsplatte einsetzbar.

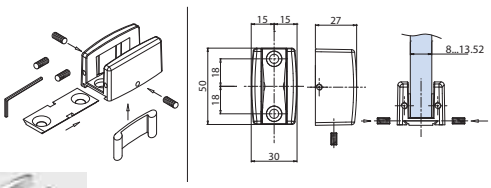

FB059-A

V-5107

- Set per spessori vetro 12 - 12,7 - 13,5 (per 2 pinze V-5102).
- Set spacers for glass thickness 12 - 12,7 - 13,5 (for 2 clamps V-5102).
- Set distanzscheiben für Glasdicke 12 - 12,7 - 13,5 (für 2 Klemm-Lauwagen V-5102).

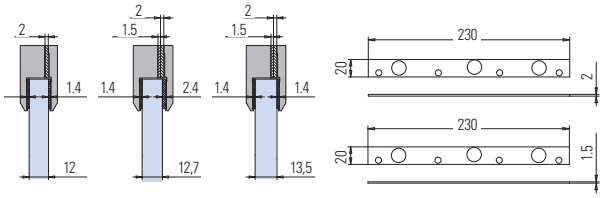



xla209b



INVISIBILE EVOLUTION V-7150

▶ 36

BRIXIA invisibile (OPTIONAL SOFT-CLOSE)

V-1815

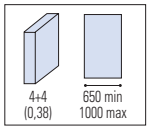

A) Spessore a cura del cliente
Shim by the customer
Ausgleich bauseits

B) Struttura ad "U" per cartongesso 28x30
"U" Profile structure for plasterboard
"U" Profil Struktur fuer Gipskarton

C) Lastra cartongesso forma "AK "
Plasterboard sheet type "AK"
Gipskartonplatte Typ "AK"

D) Rete fibra vetro per rasatura
Fiberglass mesh for levelling
Fiberglas-Netz für
die Verspachtelung

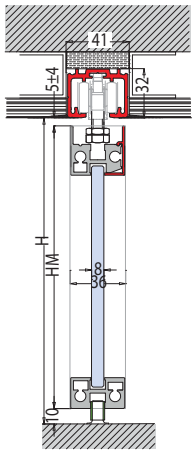

HA = H - 15

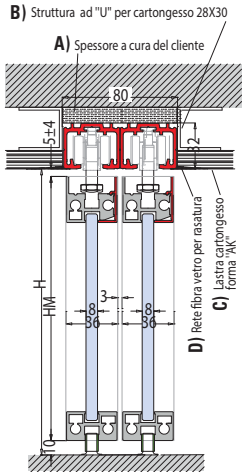

HA = H - 15

V-1815 SET 1
V-1815-F SET 1

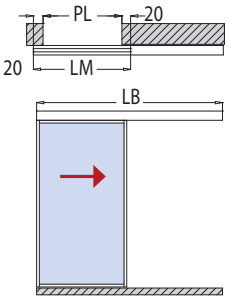

LB = LPx2+150
LM = LP+40

V-1815 SET 2
V-1815-F SET 2

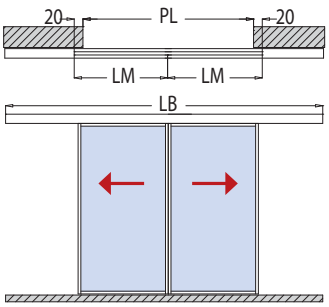

LB = LPx2+100
LM = (LP+40)/2

V-1815 SET 5
V-1815-F SET 5

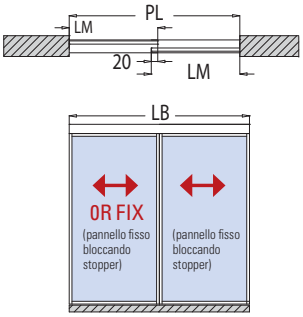

LB = LP
LM = (LP+20)/2

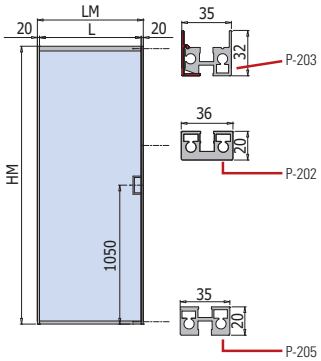

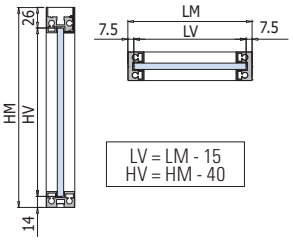

LV = LM - 15
HV = HM - 40

V-1815-F con/with/mit Soft-close

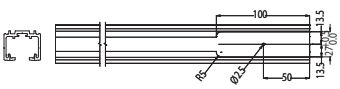

- Apertura
- Opening
- Öffnung

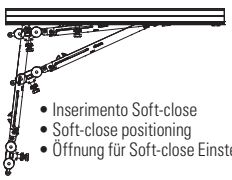

- Inserimento Soft-close
- Soft-close positioning
- Öffnung für Soft-close Einstellung

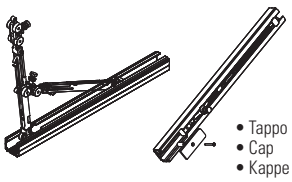

- Tappo
- Cap
- Kappe

xme425uv

COMPONENTI | COMPONENTS | EINZELTEILE ▶ 41


V-1860


V-1815

PO-290-BRIXIA

V-1824-50 M -50 Kg **(OPTIONAL)**
V-1824-70 M -70 Kg **(OPTIONAL)**

F-007

Cod.	Fin. | Fin. | Oberf.	SET 1 FIX		SET 1-MIS		SET 2 FIX		SET 2-MIS		SET 5 FIX		SET 5-MIS	
		V-1815	V-1815-F	V-1815	V-1815-F	V-1815	V-1815-F	V-1815	V-1815-F	V-1815	V-1815-F	V-1815	V-1815-F
V-1860 LB=2000 LB=3000 LB=4000 LB=6000	AN	1	–	–	–	1	–	–	–	2	–	–	–
V-1860-MIS LB= 1500→6000	AN	–	–	1	–	–	–	1	–	–	–	2	–
V-1815 OPTIONAL LB=2000 LB=3000 LB=4000 LB=6000	AN	–	1	–	–	–	1	–	–	–	2	–	–
V-1815-MIS OPTIONAL LB= 1500→6000	AN	–	–	–	1	–	–	–	1	–	–	–	2
PO-290 - BRIXIA Profili per anta intelaiata / Profiles for aluminium panel / Flügelrahmen aus Aluminium	AN	1	1	1	1	2	2	2	2	2	2	2	2
V-1824-70 M / V-1824-50 M Soft-close **(OPTIONAL)**		–	(1) (2)	–	(1) (2)	–	(2) (4)	–	(2) (4)	–	(2) (4)	–	(2) (4)

BRIXIA invisibile V-1815

COMPONENTI | COMPONENTS | EINZELTEILE

V-1860

- Binario Scorrevole BRIXIA HEAVY
- Track profile BRIXIA HEAVY
- Laufschienenprofil BRIXIA HEAVY

AN

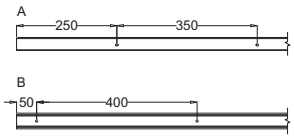



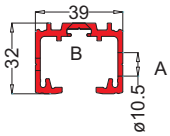

xme425i

V-1815

- Binario Scorrevole BRIXIA max 1200x3000 mm con fresatura per Soft-close
- Track profile BRIXIA max 1200x3000 mm with opening for Soft-close
- Laufschienenprofil BRIXIA max 1200x3000 mm mit Öffnung für Soft-close

AN



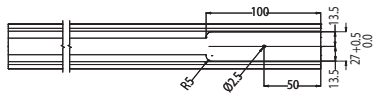

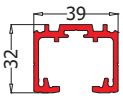

xme425uv

V-1824-70 M Kg | V-1824-50 M Kg

- 1 pcs Soft-close



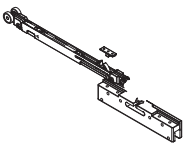

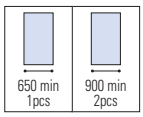

xme425uv

PO-290-BRIXIA

- Profili per anta intelaiata max 1200x3000 mm con carrelli e stopper.
- Profiles for aluminium panel max 1200x3000 mm with carriages and stoppers.
- Flügelrahmen aus Aluminium max 1200x3000 mm mit Laufwagen und stoppers.

AN

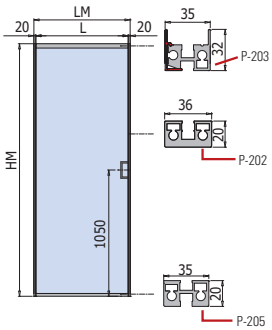

xme270

P-F25

- Ferramenta necessaria per assemblare n.1 anta intelaiata PO-290.
- Fixing materials to assembly one aluminium panel PO-290.
- Befestigungsmaterial für 1 set Flügelrahmen PO-290.

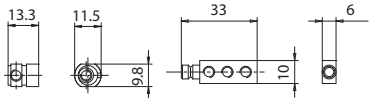

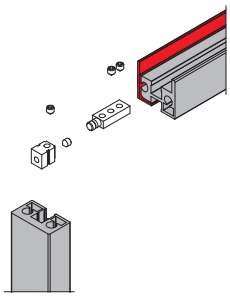

xme270

PO-292-BRIXIA

- Set accessori per 1 anta scorrevole intelaiata composto da: n.2 carrellini n.2 stoppers - n.1 oliva a pavimento.
- Accessory set for 1 sliding door with aluminium panel containing: N° 2 carriers N° 2 stoppers N° 1 floor guide.
- Zübehör Set komplett für 1 Schiebetür mit Aluminium Flügelrahmen bestehend aus: N° 2 Laufwagen N° 2 Stopper N° 1 Bodenführung.

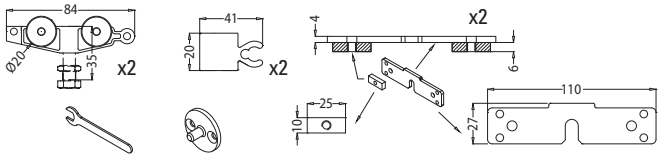

xme503

P-203

- Traverso orizzontale superiore
- Top horizontal profile
- Oberes horizontalprofil

AN

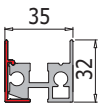

xme270a

P-202

- Montante verticale
- Vertical profile
- Vertikalprofil

AN

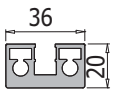

xme270a

P-205

- Traverso orizzontale inferiore
- Bottom horizontal profile
- Unteres horizontalprofil

AN

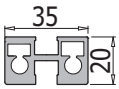

xme270a

EASY FRAME SEMI-VISIBILE (OPTIONAL SOFT-CLOSE)

PO-290-INV

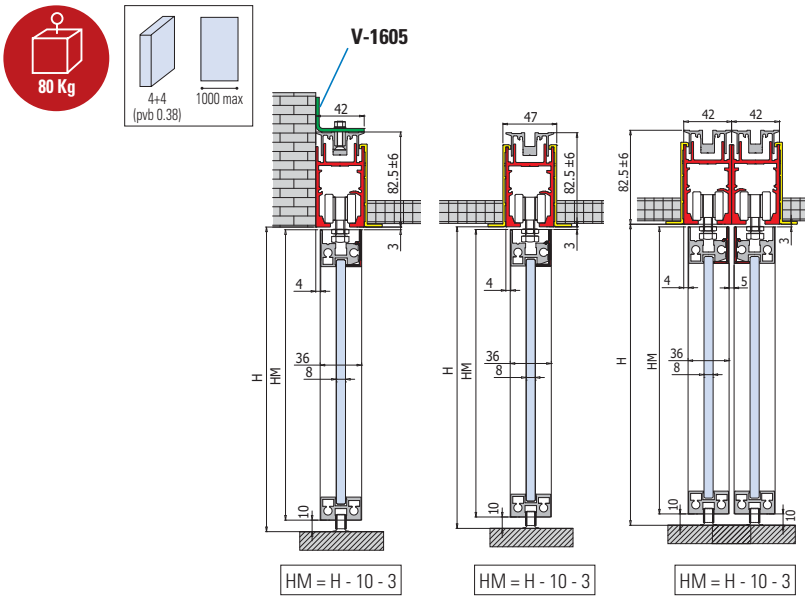

PO-290-INV SET 1

- Set per 1 anta scorrevole, fissaggio a parete/soffitto
- Sliding door set, wall/ceiling installation
- Schiebetürset für 1 flg, Wand-Deckenmontage

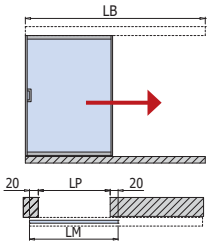

LB = LP x 2 + 150
LM = LP + 40

PO-290-INV SET 2

- Set per 2 ante scorrevoli, fissaggio a parete/soffitto
- Sliding doors set, wall/ceiling installation
- Schiebetürset für 2 flg, Wand-Deckenmontage

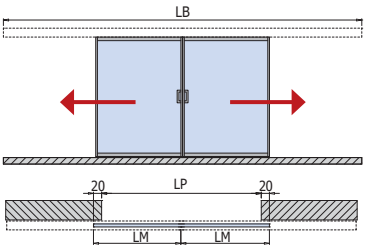

LB = LP x 2 + 100
LM = (LP + 40) / 2

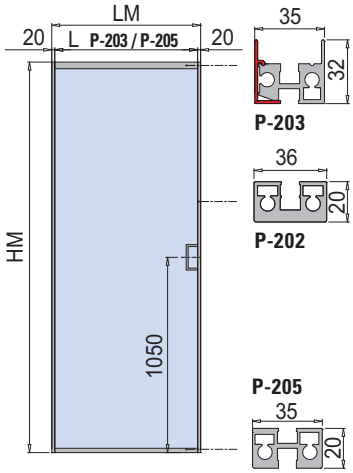

PO-290-INV SET 5

- Sistema per 2 ante scorrevoli telescopiche "libere", fissaggio a soffitto
- Telescopic sliding door system 2-ways, for free movable panels, ceiling installation
- Teleskopisches Schiebetürsystem 2-läufig, frei bewegliche, gegenläufige Ganzglasschiebetüren, Deckenmontage

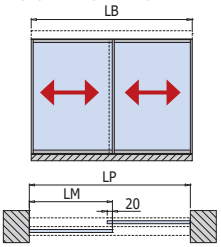

LB = LP
LM = (LP + 20) / 2

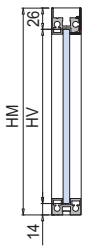

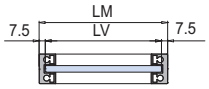

LV = LM - 15
HV = HM - 40

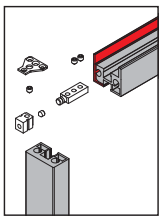

xme270

COMPONENTI | COMPONENTS | EINZELTEILE ▶ 43

V-1600

PO-290

V-1606 OPTIONAL

Cod.	Fin. | Fin. | Oberf.	PO-290-INV SET 1 FIX	PO-290-INV SET 1-MIS	PO-290-INV SET 2 FIX	PO-290-INV SET 2-MIS	PO-290-INV SET 5 FIX	PO-290-INV SET 5-MIS
V-1600 L=2000 L=3000 L=4000 L=5000	AN	1	-	1	-	2	-
V-1600-MIS L=1500 R 6000	AN	-	1	-	1	-	2
PO-290	AN	1	1	2	2	2	2
V-1605 Staffa | Bracket | Winkelverbinder **(OPTIONAL)**	-	(1 x 400 mm)	(1 x 400 mm)	(1 x 400 mm)	(1 x 400 mm)	-	-
V-1606 Soft-close **(OPTIONAL)**	-	(1)	(1)	(2)	(2)	(2)	(2)
V-1608 Tappi | Endcaps | Endkappe **(OPTIONAL)**	AN	(1)	(1)	(1)	(1)	(2)	(2)

EASY FRAME SEMI-VISIBILE PO-290-INV

COMPONENTI | COMPONENTS | EINZELTEILE

V-1600

- Binario Scorrevole
- Track profile
- Laufschienenprofil

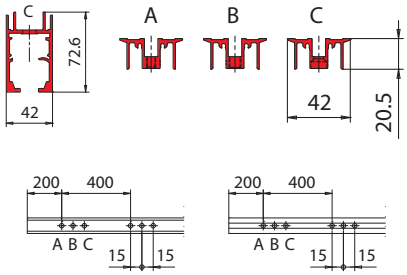

xme270

PO-292

- Set accessori per 1 anta scorrevole intelaiata composto da: n.2 carrellini n.2 stoppers - n.1 oliva a pavimento
- Accessory set for 1 sliding door with aluminium panel containing: N° 2 carriers N° 2 stoppers N° 1 floor guide
- Zübehör Set komplett für 1 Schiebetür mit Aluminium Flügelrahmen bestehend aus: N° 2 Klemm-Laufwagen N° 2 Stopper N° 1 Bodenführung

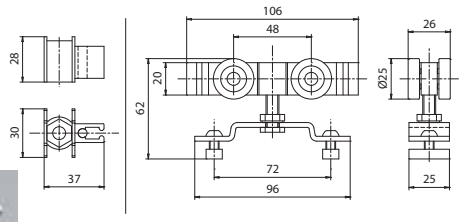

xme270

P-203

- Traverso orizzontale superiore
- Top horizontal profile
- Oberes horizontalprofil

AN

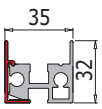

xme270a

P-202

- Montante verticale
- Vertical profile
- Vertikalprofil

AN

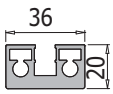

xme270a

P-205

- Traverso orizzontale inferiore
- Bottom horizontal profile
- Unteres horizontalprofil

AN

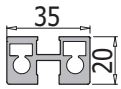

xme270a

P-F25

- Ferramenta necessaria per assemblare n.1 anta intelaiata PO-290.
- Fixing materials to assembly one aluminium panel PO-290.
- Befestigungsmaterial für 1 set Flügelrahmen PO-290.

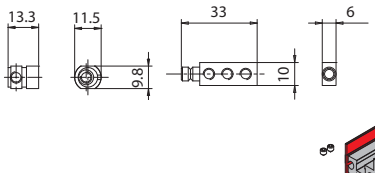

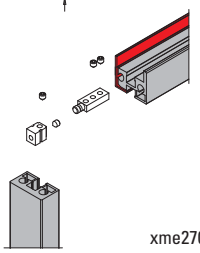

xme270

V-1606

- Optional Soft-close

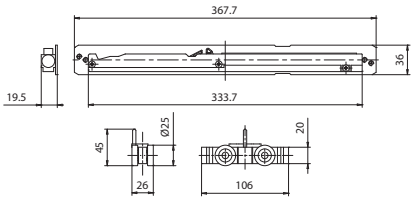

xme270

V-1605

- 1 pezzo staffe per fissaggio a parete binario V-1600 (circa 1 pezzo ogni 400 mm).
- 1 Piece angle profile for wall installation track profile V-1600 (about 1 piece every 400 mm).
- 1 Stück Winkelprofil für Wandmontage Schiene V-7000 (1 Stück je ca. 400 mm).

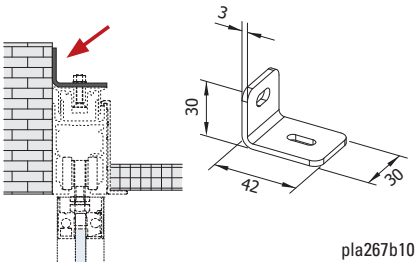

pla267b10

V-1608

- Paio tappi finali per binario V-1600.
- Pair Endcaps for track profile V-1600.
- Paar Endkappen für Laufschiene V-1600.

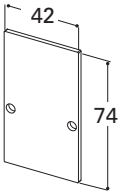

pla267b7

V-7006

- Profilo per montaggio binario v-1600 con appoggio per controsoffitto
- Profil for assembly rail v-1600 with suspended ceiling
- Profil für montage bei abgehängter Decke

AN

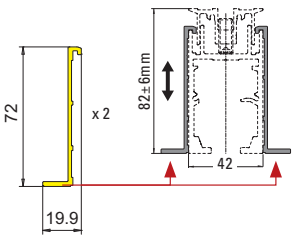

xla292b

PO-290

- Profili per anta intelaiata max 1200x3000 mm con carrelli e stopper.
- Profiles for aluminium panel max 1200x3000 mm with carriages and stoppers.
- Flügelrahmen aus Aluminium max 1200x3000 mm mit Laufwagen und stoppers.

AN

xme270

COMPACT

V-5000

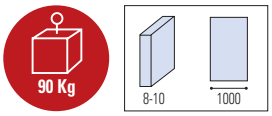

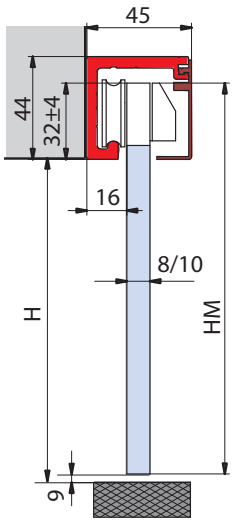

HM = H + 23

V-5000 SET 1

- Set per 1 anta scorrevole, fissaggio a parete/soffitto
- Sliding door set, wall/ceiling installation
- Schiebetürset für 1 flg, Wand-Deckenmontage

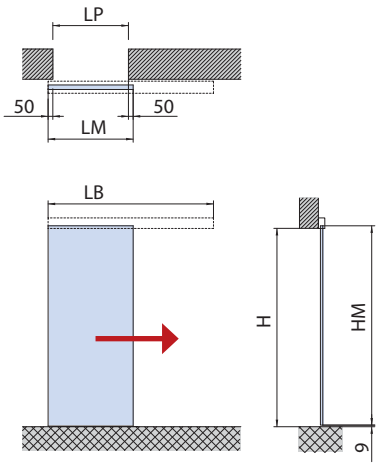

LB = LP x 2 + 150
LM = LP + 100

V-5000 SET 2

- Set per 2 ante scorrevoli, fissaggio a parete/soffitto
- Sliding doors set, wall/ceiling installation
- Schiebetürset für 2 flg, Wand-Deckenmontage

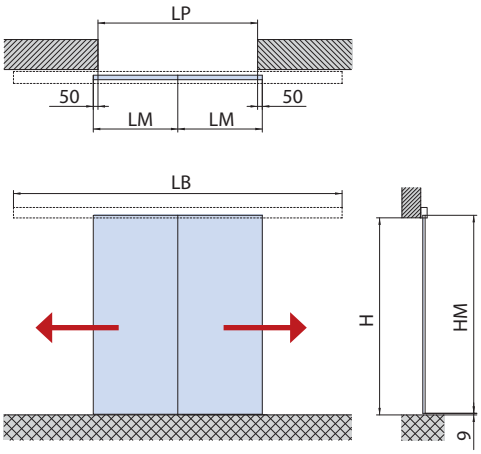

LB = LP x 2 + 100
LM = (LP + 100) / 2

LAVORAZIONE VETRO
GLASS PREPARATION
GLASBEARBEITUNG

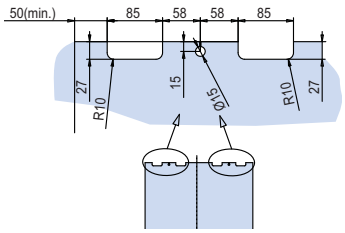

xla157 / xla281c

COMPONENTI | COMPONENTS | EINZELTEILE ► 45

V-5000

V-5002

V-012-EVO

V-5001

Cod.	Fin. | Fin. Oberf.	V-5000 SET 1 FIX	V-5000 SET 1-MIS	V-5000 SET 2 FIX	V-5000 SET 2-MIS
V-5000 L=2000 L=3000 L=4000 L=6000	AN / IXE / CR	1	-	1	-
V-5000-MIS L=1500→6000	AN / IXE / CR	-	1	-	1
V-5002	-	1	1	2	2
V-012-EVO	AN / IXE / CR	1	1	2	2
V-5001	AN / IXE / CR	1	1	1	1

COMPACT V-5000

COMPONENTI | COMPONENTS | EINZELTEILE

V-5000

- Binario Compact
- Track profile Compact
- Laufschiene Compact

AN-IXE

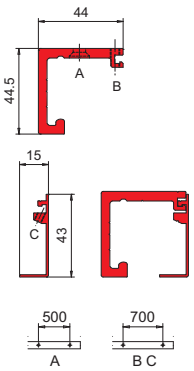

xla157

V-5002

- Set carrelli con pinze e stopper per 1 anta scorrevole
- Set roller carriers and stoppers for 1 panel
- Set Klemm-Laufwagen und stopper für 1 Flügel

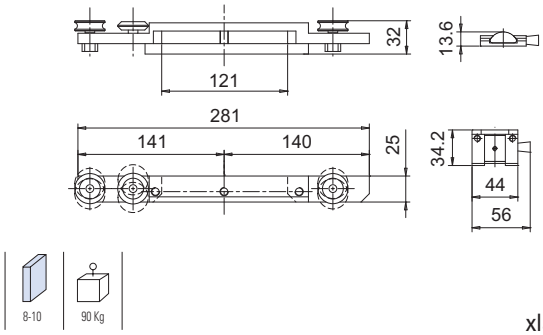

xla157

V-5006

- Punto per fissaggio a vetro fisso della guida V-5000.
- Point fitting to fix track profile V-5000 on glass.
- Punktbefestigung für Glasmontage Schiene V-5000.

AN-NS

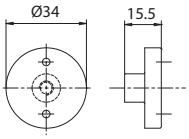

xla157

V-5001

- Paio tappi finali in alluminio per guida a scorrimento V-5000.
- Pair aluminium endcaps for track profile V-5000.
- Paar Endkappen aus Aluminium für Laufschiene V-5000.

AN-IXE

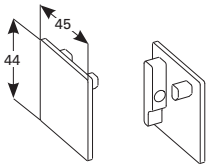

xla157

V-012-EVO

- Guida a pavimento regolabile per vetro 8-10-12 mm.
- Floor guide adjustable for glass 8-10-12 mm.
- Bodenführung verstellbar für Glas 8-10-12 mm.

AN - NS

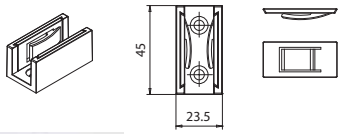

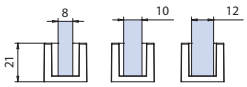

xfb-083

BRIXIA (OPTIONAL SOFT-CLOSE)

V-1800

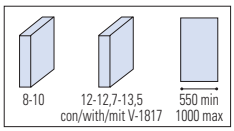

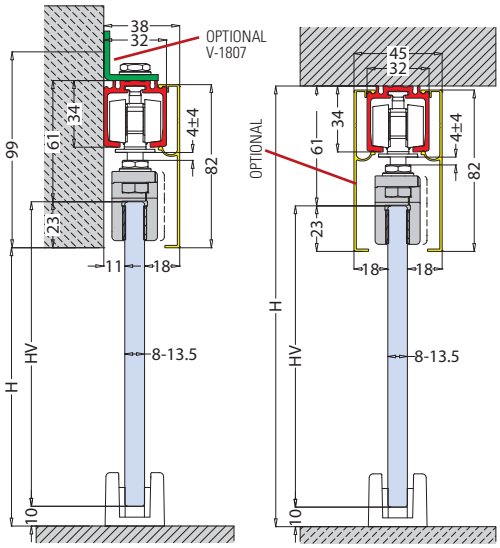

HV = H + 13

HV = H - 71

V-1800 SET 1

- Set per 1 anta scorrevole, fissaggio a soffitto (solo 1 veletta inclusa)
- Sliding door set, ceiling installation (only 1 cover included)
- Schiebetürset für 1 flg, Deckenmontage (nur 1 Abdeckung enthalten)

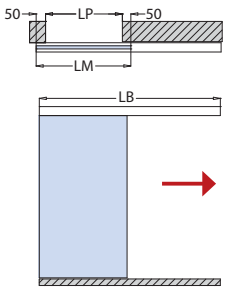

LB = LP x 2 + 150
LM = LP + 100

V-1800 SET 2

- Set per 2 ante scorrevoli, fissaggio a soffitto (solo 1 veletta inclusa)
- Sliding doors set, ceiling installation (only 1 cover included)
- Schiebetürset für 2 flg, Deckenmontage (nur 1 Abdeckung enthalten)

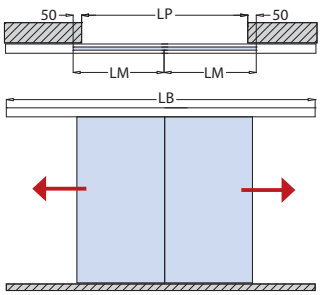

LB = LP x 2 + 100
LM = (LP + 100) / 2

LAVORAZIONE VETRO
GLASS PREPARATION
GLASBEARBEITUNG

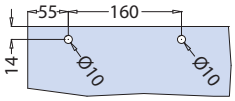

- ATTENZIONE: Con fori di sicurezza l'anta minima con soft close aumenta di 100 mm
- WARNING: With optional security holes min. panel's width soft-close must be increased of 100mm
- ACHTUNG: Wenn Sicherheitsbohrungen und Soft-close eingesetzt werden, muss die Mindestbreite um 100mm verlängert werden

xme425a

COMPONENTI | COMPONENTS | EINZELTEILE ▶ 51-52


V-1800

V-1801


V-1802

V-1806-70 (OPTIONAL)-KG70
V-1806-50 (OPTIONAL)-KG50


V-1808

V-012

Cod.	Fin. | Fin. | Oberf.	V-1800 SET 1 FIX	V-1800 SET 1 MIS	V-1800 SET 2 FIX	V-1800 SET 2 MIS
V-1800 LB=2000 LB=3000 LB=4000 LB=6000	AN	1	–	1	–
V-1800-MIS LB= 1500→6000	AN	–	1	–	1
V-1801 LB=2000 LB=3000 LB=4000 LB=6000	AN/IXE	1	–	1	–
V-1801-MIS LB= 1500→6000	AN/IXE	–	1	–	1
V-1802	–	1	1	2	2
V-1808	AN/IXE	1	1	1	1
V-012	AN/NS	1	1	2	2
V-1807 Staffa | Bracket | Winkelverbinder **(OPTIONAL)**	–	1 x 400 mm	1 x 400 mm	1 x 400 mm	1 x 400 mm
V-1806-70 Soft-close **(OPTIONAL)**	–	(1) (2)	(1) (2)	(2) (4)	(2) (4)
V-1806-50 Soft-close **(OPTIONAL)**	–	(1) (2)	(1) (2)	(2) (4)	(2) (4)

BRIXIA (OPTIONAL SOFT-CLOSE)

V-1810

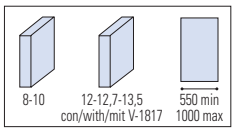

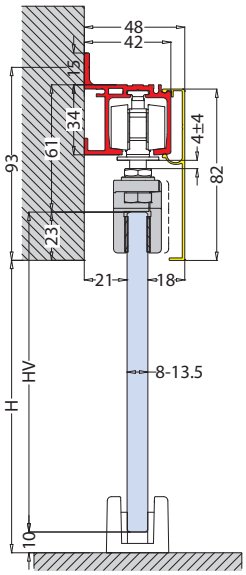

HV = H + 13

V-1800 SET 1

- Set per 1 anta scorrevole, fissaggio a parete
- Sliding door set, wall installation
- Schiebetürset für 1 flg, Wandmontage

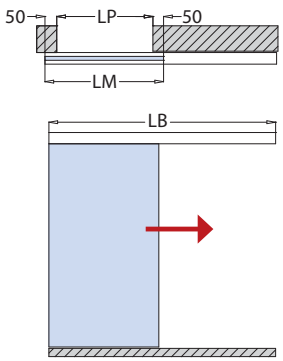

LB = LP x 2 + 150
LM = LP + 100

V-1800 SET 2

- Set per 2 ante scorrevoli, fissaggio a parete
- Sliding doors set, wall installation
- Schiebetürset für 2 flg, Wandmontage

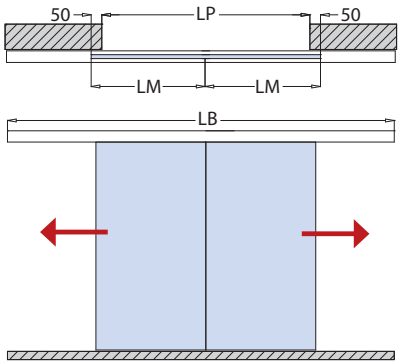

LB = LP x 2 + 100
LM = (LP + 100)/2

LAVORAZIONE VETRO
GLASS PREPARATION
GLASBEARBEITUNG

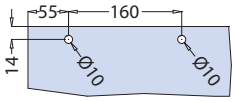

- ATTENZIONE: Con fori di sicurezza l'anta minima con soft close aumenta di 100 mm
- WARNING: With optional security holes min. panel's width soft-close must be increased of 100mm
- ACHTUNG: Wenn Sicherheitsbohrungen und Soft-close eingesetzt werden, muss die Mindestbreite um 100mm verlängert werden

xme425a

COMPONENTI | COMPONENTS | EINZELTEILE ▶ 51-52


V-1810

V-1801


V-1802

V-1806-70 (OPTIONAL)-KG70
V-1806-50 (OPTIONAL)-KG50


V-1809

V-012

Cod.	Fin. | Fin. | Oberf.	V-1810 SET 1 FIX	V-1810 SET 1 MIS	V-1810 SET 2 FIX	V-1810 SET 2 MIS
V-1810 LB=2000 LB=3000 LB=4000 LB=6000	AN	1	–	1	–
V-1810-MIS LB= 1500→6000	AN	–	1	–	1
V-1801 LB=2000 LB=3000 LB=4000 LB=6000	AN/IXE	1	–	1	–
V-1801-MIS LB= 1500→6000	AN/IXE	–	1	–	1
V-1802	–	1	1	2	2
V-1806-70 Soft-close **(OPTIONAL)**	–	(1) (2)	(1) (2)	(2) (4)	(2) (4)
V-1806-50 Soft-close **(OPTIONAL)**	–	(1) (2)	(1) (2)	(2) (4)	(2) (4)
V-012	AN/IXE	1	1	2	2
V-1809	AN/IXE	1	1	1	1

BRIXIA (OPTIONAL SOFT-CLOSE)

V-1803

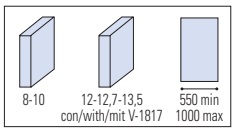

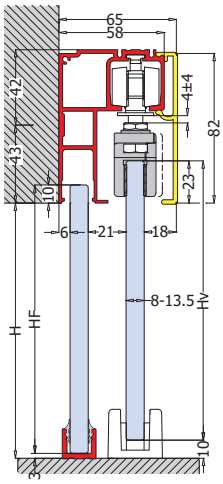

HV = H + 13

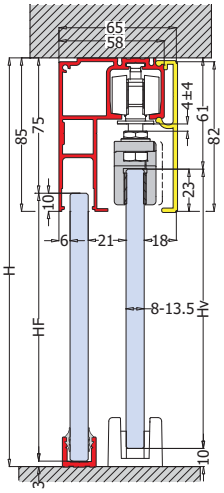

HV = H - 71

V-1803 SET 1

- Set per 1 anta scorrevole e vetro fisso, fissaggio a soffitto o a parete
- Sliding door set with fixed panel, ceiling orwall installation
- Schiebetürset für 1 flg mit Seitenteil, Wandmontage und Deckenmontage

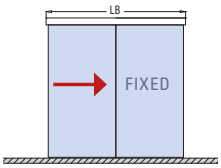

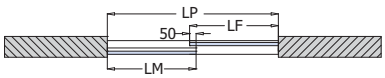

LB = LP
LM = LF=(LP + 50) / 2

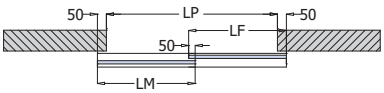

LB = LP + 100
LM = LF=(LP + 150) / 2

V-1803 SET 2

- Set per 2 ante scorrevoli e vetri fissi, fissaggio a parete/soffitto
- Sliding doors set with fixed panels, wall/ceiling installation
- Schiebetürset für 2 flg mit Seitenteil, Wand- Deckenmontage

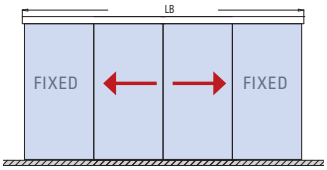

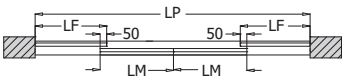

LB = LP
LM = LF=(LP + 50) / 2

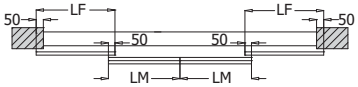

LB = LP + 100
LM = LF=(LP + 150) / 2

LAVORAZIONE VETRO
GLASS PREPARATION
GLASBEARBEITUNG

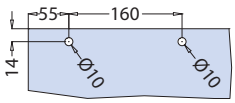

- ATTENZIONE: Con fori di sicurezza l'anta minima con soft close aumenta di 100 mm
- WARNING: With optional security holes min. panel's width soft-close must be increased of 100mm
- ACHTUNG: Wenn Sicherheitsbohrungen und Soft-close eingesetzt werden, muss die Mindestbreite um 100mm verlängert werden

xme425b

COMPONENTI | COMPONENTS | EINZELTEILE ▶ 51-52

V-1803

V-1801


V-1802

V-1806-70 (OPTIONAL)-KG70
V-1806-50 (OPTIONAL)-KG50

V-1804

V-012

Cod.	Fin. | Fin. | Oberf.	V-1800 SET 1 FIX	V-1800 SET 1 MIS	V-1800 SET 2 FIX	V-1800 SET 2 MIS
V-1803 LB=2000 LB=3000 LB=4000 LB=6000	AN	1	–	1	–
V-1803-MIS LB= 1500→6000	AN	–	1	–	1
V-1801 LB=2000 LB=3000 LB=4000 LB=6000	AN	1	–	1	–
V-1801-MIS LB= 1500→6000	AN	–	1	–	1
V-1802	–	1	1	2	2
V-1806-70 Soft-close **(OPTIONAL)**	–	(1) (2)	(1) (2)	(2) (4)	(2) (4)
V-1806-50 Soft-close **(OPTIONAL)**	–	(1) (2)	(1) (2)	(2) (4)	(2) (4)
V-012	AN	1	1	2	2
V-1804 (OPTIONAL)	AN	(1)	(1)	(1)	(1)

BRIXIA MICRO (OPTIONAL SOFT-CLOSE)

V-1850

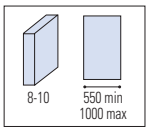

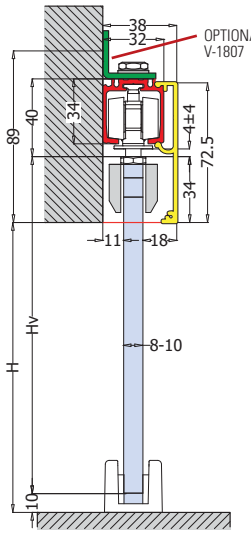

HV = H + 24

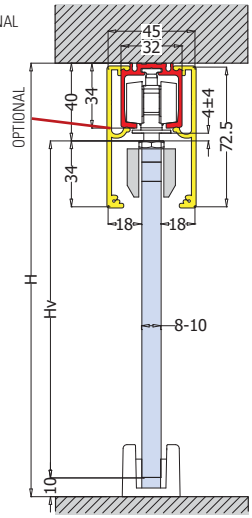

HV = H - 50

V-1850 SET 1

- Set per 1 anta scorrevole, fissaggio a soffitto (solo 1 veletta inclusa)
- Sliding door set, ceiling installation (only 1 cover included)
- Schiebetürset für 1 flg, Deckenmontage (nur 1 Abdeckung enthalten)

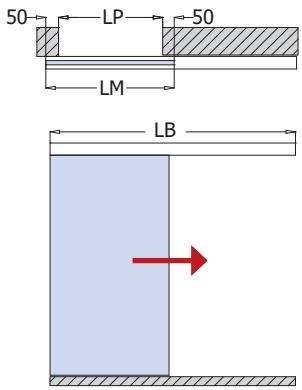

LB = LP x 2 + 150
LM = LP + 100

V-1850 SET 2

- Set per 2 ante scorrevoli, fissaggio a soffitto (solo 1 veletta inclusa)
- Sliding doors set, ceiling installation (only 1 cover included)
- Schiebetürset für 2 flg, Deckenmontage (nur 1 Abdeckung enthalten)

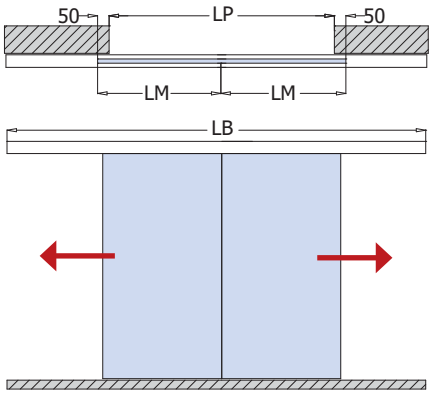

LB = LP x 2 + 100
LM = (LP + 100)/2

LAVORAZIONE VETRO
GLASS PREPARATION
GLASBEARBEITUNG

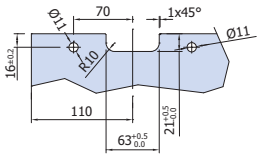

xme425c

COMPONENTI | COMPONENTS | EINZELTEILE ► 51-52


V-1800

V-1851

V-1852

V-1806-70 (OPTIONAL)-KG70
V-1806-50 (OPTIONAL)-KG50

V-1858


V-012

Cod.	Fin. | Fin. | Oberf.	V-1850 SET 1 FIX	V-1850 SET 1 MIS	V-1850 SET 2 FIX	V-1850 SET 2 MIS
V-1800 LB=2000 LB=3000 LB=4000 LB=6000	AN	1	–	1	–
V-1800-MIS LB= 1500→6000	AN	–	1	–	1
V-1851 LB=2000 LB=3000 LB=4000 LB=6000	AN	1	–	1	–
V-1851-MIS LB= 1500→6000	AN	–	1	–	1
V-1852	–	1	1	2	2
V-1806-70 Soft-close **(OPTIONAL)**	–	(1) (2)	(1) (2)	(2) (4)	(2) (4)
V-1806-50 Soft-close **(OPTIONAL)**	–	(1) (2)	(1) (2)	(2) (4)	(2) (4)
V-1858	AN	1	1	1	1
V-1807 Staffa | Bracket | Winkelverbinder **(OPTIONAL)**	–	1 x 400 mm	1 x 400 mm	1 x 400 mm	1 x 400 mm
V-012	AN	1	1	2	2

BRIXIA MICRO (OPTIONAL SOFT-CLOSE)

V-1855

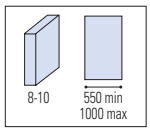

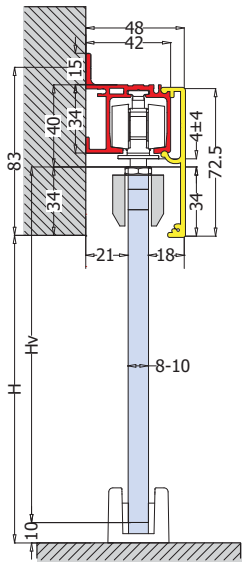

HV = H + 24

V-1855 SET 1

- Set per 1 anta scorrevole, fissaggio a parete
- Sliding door set, wall installation
- Schiebetürset für 1 flg, Wandmontage

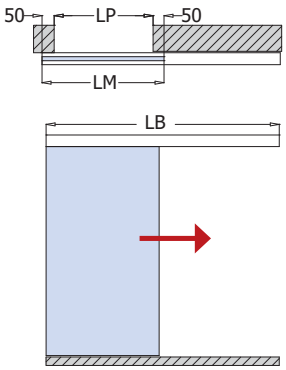

LB = LP x 2 + 150
LM = LP + 100

V-1855 SET 2

- Set per 1 anta scorrevole, fissaggio a parete
- Sliding door set, wall installation
- Schiebetürset für 1 flg, Wandmontage

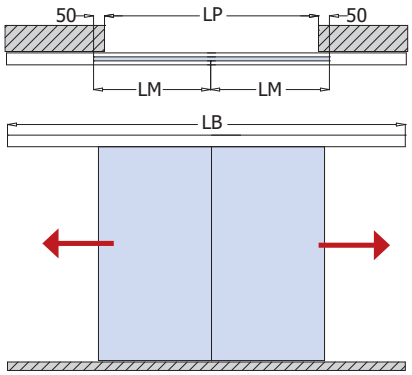

LB = LP x 2 + 100
LM = (LP + 100)/2

LAVORAZIONE VETRO
GLASS PREPARATION
GLASBEARBEITUNG

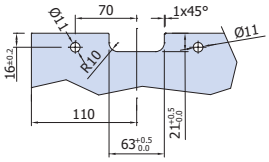

xme425c

COMPONENTI | COMPONENTS | EINZELTEILE ► 51-52


V-1810

V-1851

V-1852

V-1806-70 (OPTIONAL)-KG70
V-1806-50 (OPTIONAL)-KG50

V-1859

V-012

Cod.	Fin. | Fin. | Oberf.	V-1855 SET 1 FIX	V-1855 SET 1 MIS	V-1855 SET 2 FIX	V-1855 SET 2 MIS
V-1810 LB=2000 LB=3000 LB=4000 LB=6000	AN	1	–	1	–
V-1810-MIS LB= 1500→6000	AN	–	1	–	1
V-1851 LB=2000 LB=3000 LB=4000 LB=6000	AN	1	–	1	–
V-1851-MIS LB= 1500→6000	AN	–	1	–	1
V-1852	–	1	1	2	2
V-1806-70 Soft-close **(OPTIONAL)**	–	(1) (2)	(1) (2)	(2) (4)	(2) (4)
V-1806-50 Soft-close **(OPTIONAL)**	–	(1) (2)	(1) (2)	(2) (4)	(2) (4)
V-1859	AN	1	1	2	2
V-012	AN	1	1	2	2

BRIXIA MICRO V-1800 | V-1810 | V-1803 | V-1850 | V-1855 |

COMPONENTI | COMPONENTS | EINZELTEILE

V-1800

- Binario
- Track profile
- Laufschiene

AN

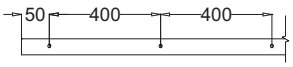



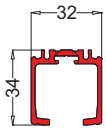

xme425d

V-1810

- Binario per fissaggio a parete
- Track profile for wall installation
- Laufschiene für Wandmontage

AN



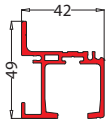

xme425d

V-1803

- Binario per anta scorrevole con vetro fisso laterale
- Track profile for sliding panel and fixed side panel
- Laufschiene für Schiebetür und Seitenteil

AN



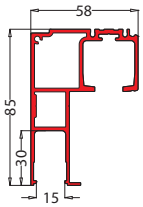

xme425d

V-1801

- Veletta
- Cover profile
- Abdeckung

AN-IXE

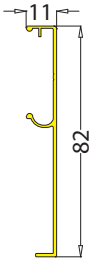

xme425d

V-1851

- Veletta
- Cover profile
- Abdeckung

AN



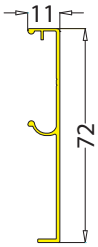

xme425d

V-1802

- Set carrelli con pinze e stopper per 1 anta scorrevole
- Set trolley hangers with clamp carriage and stoppers for 1 panel
- Set Klemm-Laufwagen und stopper für 1 Flügel

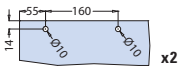

- Fori optional
- Holes optional
- Bohrungen Optional

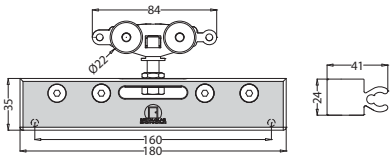



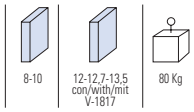

xme425d

V-1852

- Set carrelli con pinze e stopper per 1 anta scorrevole
- Set trolley hangers with clamp carriage and stoppers for 1 panel
- Set Klemm-Laufwagen und stopper für 1 Flügel

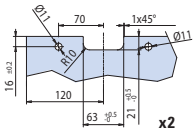

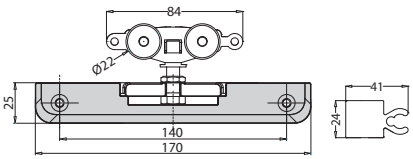



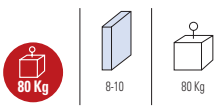

xme425d

V-1806-70 Kg
V-1806-50 Kg

- 1 pcs Soft-close

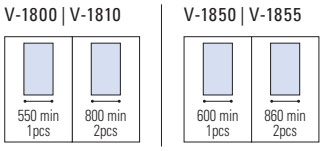

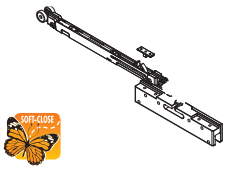

xme425d

V-1808

- Paio tappi finali per binario V-1800
- Pair endcaps for track profile V-1800
- Paar Endkappen für Laufschienenprofil V-1800

AN-IXE

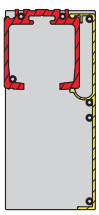

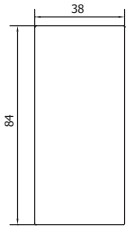

2 pcs

282po27

V-1809

- Paio tappi finali per binario V-1810
- Pair endcaps for track profile V-1810
- Paar Endkappen für Laufschienenprofil V-1810

AN-IXE

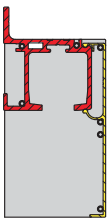

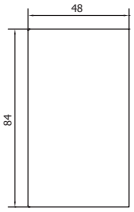

2 pcs

282po29

V-1804

- Paio tappi finali per binario V-1803
- Pair endcaps for track profile V-1803
- Paar Endkappen für Laufschienenprofil V-1803

AN

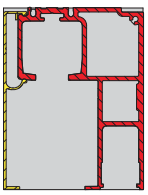

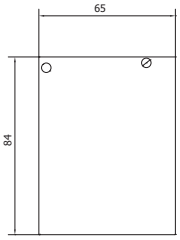

2 pcs

282po33

BRIXIA MICRO V-1800 | V-1810 | V-1803 | V-1850 | V-1855 |

COMPONENTI | COMPONENTS | EINZELTEILE

V-1858

- Paio tappi finali per sistema V-1850
- Pair endcaps for system V-1850
- Paar Endkappen für System V-1850

AN

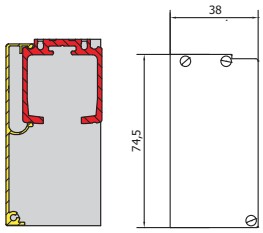

2 pcs

282po35

V-1859

- Paio tappi finali per sistema V-1855
- Pair endcaps for system V-1855
- Paar Endkappen für System V-1855

AN

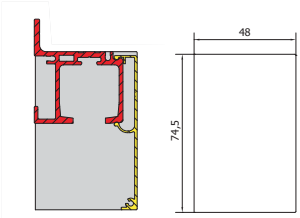

2 pcs

282po45

V-1807

- 1 pezzo staffe per fissaggio a parete binario V-1800 (circa 1 pezzo ogni 400 mm.)
- 1 Piece fixing bracket for wall installation track profile V-1800 (about 1 piece every 400 mm.)
- 1 Stück Winkelprofil für Wandmontage Schiene V-1800 (1 Stück je ca. 400 mm)

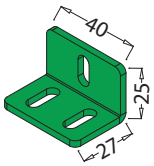

1 pcs

xme425d

BRIXIA
V-1800
► 46

INDEPENDENT

V-8000

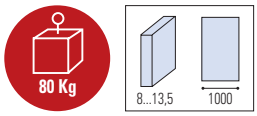

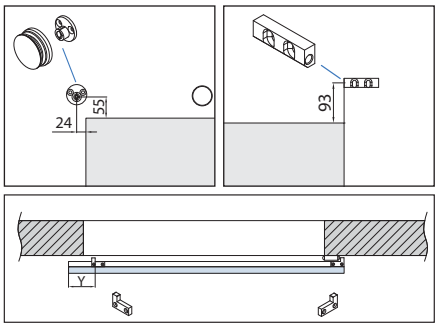

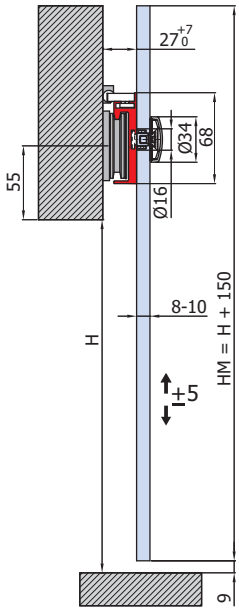

V-8000 SET 1

- Set per 1 anta scorrevole, fissaggio a parete
- Sliding door set, wall installation
- Schiebetürset für 1 flg, Wandmontage

V-8000 SET 2

- Set per 2 ante scorrevoli, fissaggio a parete
- Sliding doors set, wall installation
- Schiebetürset für 2 flg, Wandmontage

LAVORAZIONE VETRO
GLASS PREPARATION
GLASBEARBEITUNG

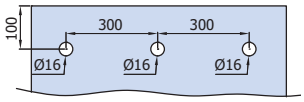

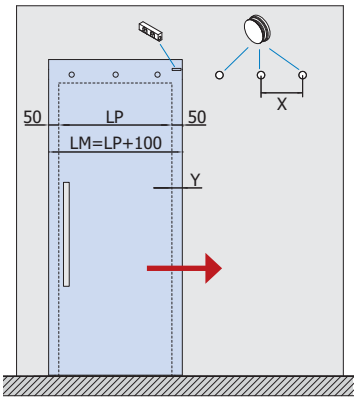

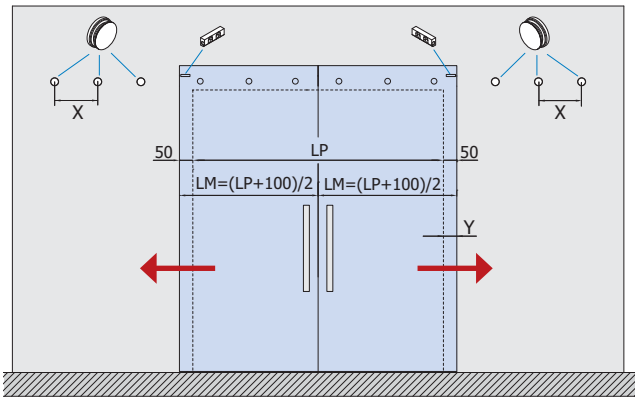

xme249a

COMPONENTI | COMPONENTS | EINZELTEILE ► 58

V-8000

V-8001

V-8002

V-012

Cod.	Fin. | Fin. | Oberf.	V-8000 SET 1	V-8000 SET 2
V-8000 L=1000 L=1400	IXE	1	2
V-8001	NS / CR	1	2
V-8002	NS / CR	1	2
V-012	NS / CR	1	2
V-8005 L=>1100		1 extra x 140 mm	1 extra x 140 mm

INDEPENDENT

V-8100

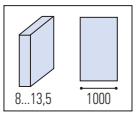

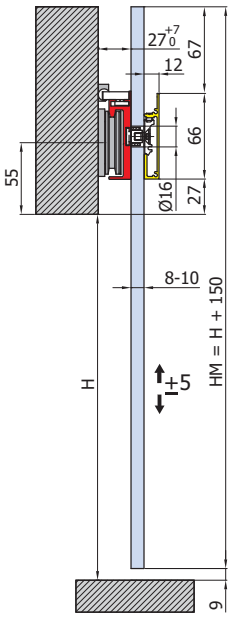

V-8100 SET 1

- Set per 1 anta scorrevole, fissaggio a parete
- Sliding door set, wall installation
- Schiebetürset für 1 flg, Wandmontage

V-8100 SET 2

- Set per 2 ante scorrevoli, fissaggio a parete
- Sliding doors set, wall installation
- Schiebetürset für 2 flg, Wandmontage

LAVORAZIONE VETRO
GLASS PREPARATION
GLASBEARBEITUNG

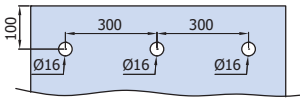

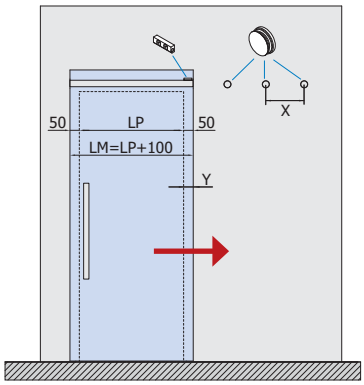

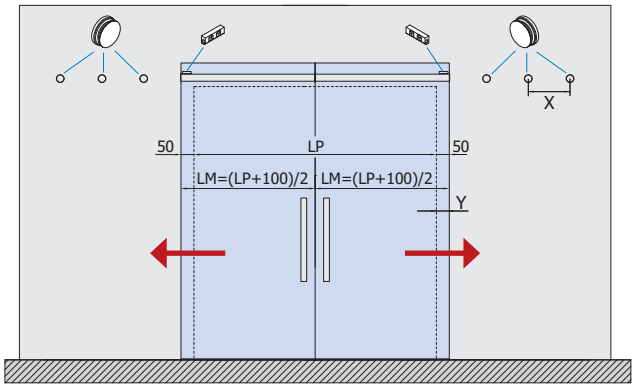

xme249b

COMPONENTI | COMPONENTS | EINZELTEILE ► 58

V-8000


V-8100

V-8101

V-8002

V-012

Cod.	Fin. | Fin. | Oberf.	V-8100 SET 1	V-8100 SET 2
V-8000 L=1000 L=1400	IXE	1	2
V-8100 L=1000 L=1400	IXE / CR	1	2
V-8101	IXE / CR	1	2
V-8002	NS / CR	1	2
V-012	NS / CR	1	2
V-8005 L=>1100		1 extra x 140 mm	1 extra x 140 mm

INDEPENDENT

V-8050

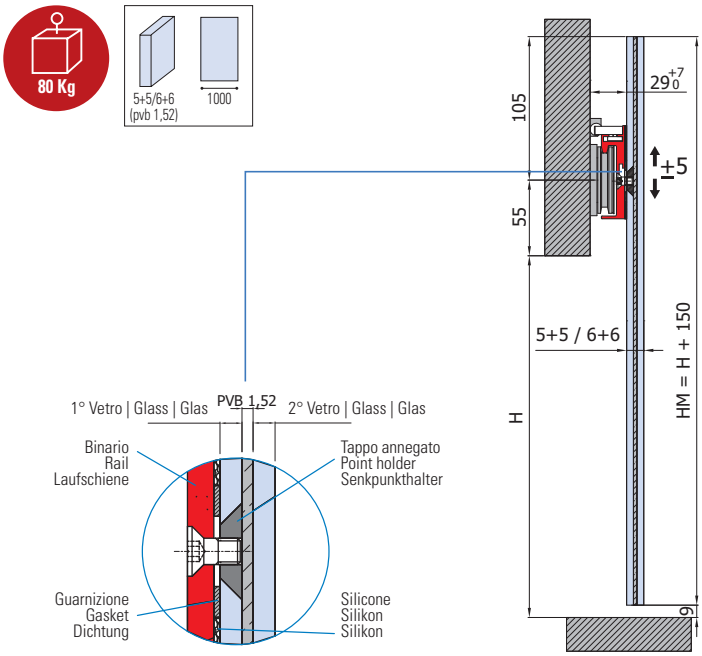

V-8050 SET 1

- Set per 1 anta scorrevole, fissaggio a parete
- Sliding door set, wall installation
- Schiebetürset für 1 flg, Wandmontage

V-8000 SET 2

- Set per 2 ante scorrevoli, fissaggio a parete
- Sliding doors set, wall installation
- Schiebetürset für 2 flg, Wandmontage

LAVORAZIONE VETRO
GLASS PREPARATION
GLASBEARBEITUNG

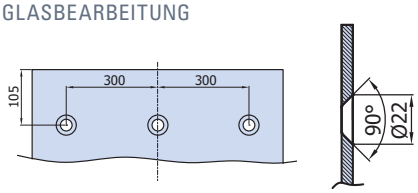

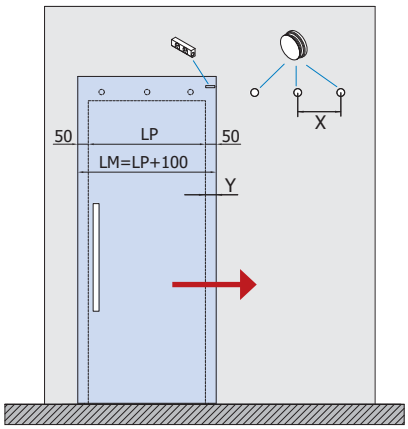

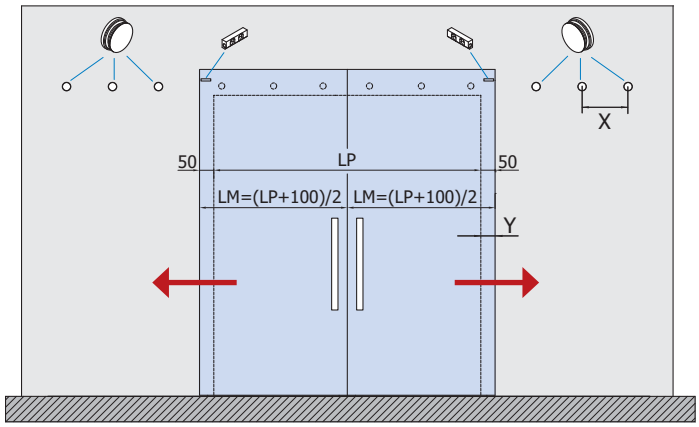

xme249-E

COMPONENTI | COMPONENTS | EINZELTEILE ► 58


V-8000

V-8051

V-8002

V-012

Cod.	Fin. | Fin. | Oberf.	V-8050 SET 1	V-8050 SET 2
V-8000 L=1000 L=1400	IXE	1	2
V-8002	NS / CR	1	2
V-8051	-	1	2
V-012	NS / CR	1	2
V-8005 L=>1100		1 extra x 140 mm	1 extra x 140 mm

INDEPENDENT

V-8040

PER PORTA IN LEGNO
FOR WOODEN DOORS
FÜR HOLZTÜREN

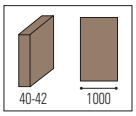

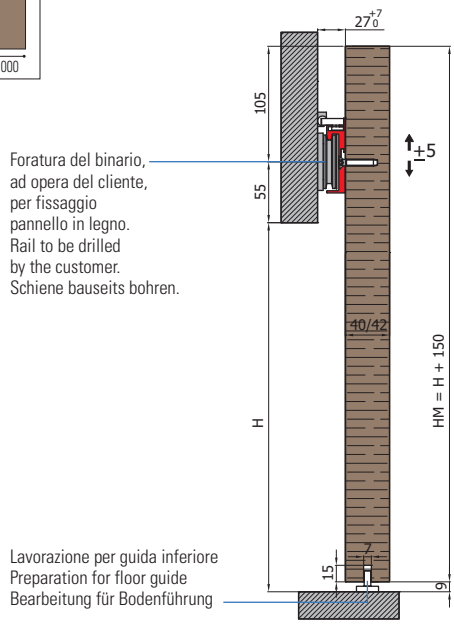

V-8040 SET 1

- Set per 1 anta scorrevole, fissaggio a parete
- Sliding door set, wall installation
- Schiebetürset für 1 flg, Wandmontage

V-8040 SET 2

- Set per 2 ante scorrevoli, fissaggio a parete
- Sliding doors set, wall installation
- Schiebetürset für 2 flg, Wandmontage

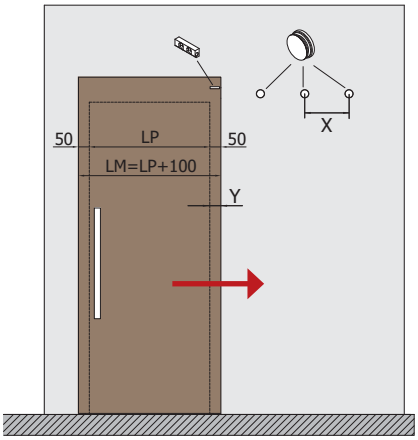

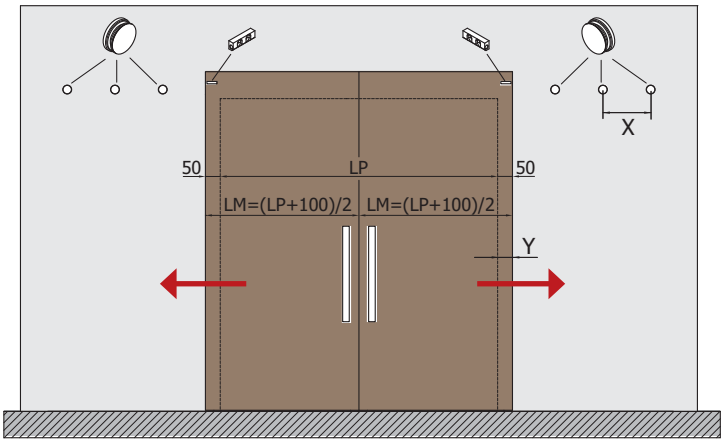

xme249d

COMPONENTI | COMPONENTS | EINZELTEILE ► 58



Cod.	Fin. | Fin. | Oberf.	V-8040 SET 1	V-8040 SET 2
V-8000 L=1000 L=1400	IXE	1	2
V-8002	NS / CR	1	2
PF-08	-	1	2
V-8005 L=>1100		1 extra x 140 mm	1 extra x 140 mm

INDEPENDENT V-8000 | V-8100 | V-8050 | V-8040

COMPONENTI | COMPONENTS | EINZELTEILE

V-8000

- Binario Independent
- Independent track profile
- Laufschiene Independent

Cod.	Fin.|Fin.|Oberf.
V-8000-1000 mm	IXE
V-8000-1400 mm	IXE

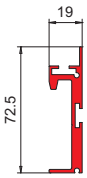

xfb-064

V-8100

- Veletta per binario Independent
- Cover profile for Independent track profile
- Profilabdeckung für Laufschiene Independent

Cod.	Fin.|Fin.|Oberf.
V-8100-1000 mm	IXE / CR
V-8100-1400 mm	IXE / CR

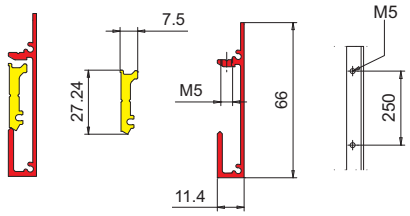

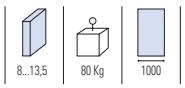

xfb-064

V-8002

- Set 7 pz ruote di scorrimento e stopper per 1 anta
- Set 7 pcs rollers and stopper for 1 panel
- Set 7 Stk Laufrollen und Stopper für 1 Flügel

IX - CR

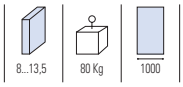

V-8005

- Ruota di scorrimento
- Roller
- Laufrolle

IX - CR

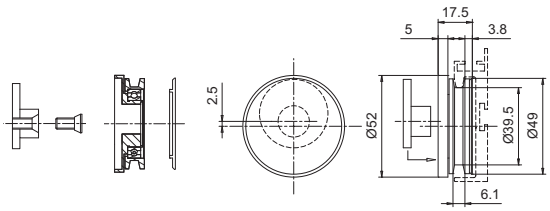



xfb-064

V-8001

- Set 3 pz punti di fissaggio per 1 anta per sistema V-8000
- Set 3 pcs fixing points for 1 panel for system V-8000
- Set 3 Stk Punkthalterungen für 1 Flügel für System V-8000

IXE - CR

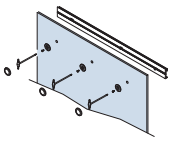

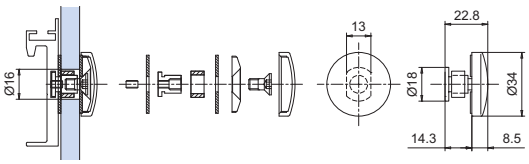

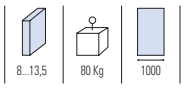

xfb-064

V-8051

- Set 3 pz punti di fissaggio per 1 anta per sistema V-8050
- Set 3 pcs fixing points for 1 panel for system V-8050
- Set 3 Stk Punkthalterungen für 1 Flügel für System V-8050

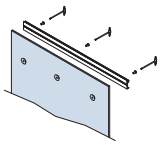

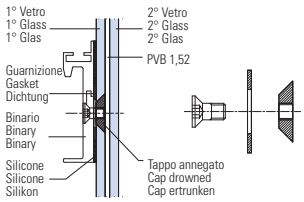

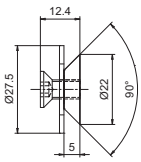

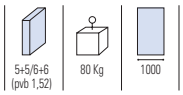

xfb-064

V-8101

- Set 3 pz punti di fissaggio per 1 anta e tappi laterali per veletta V-8100
- Set 3 pcs fixing points for 1 panel and endcaps for cover profile V-8100
- Set 3 Stk Punkthalterungen für 1 Flügel und Endkappen für Abdeckung V-8100

IXE - CR

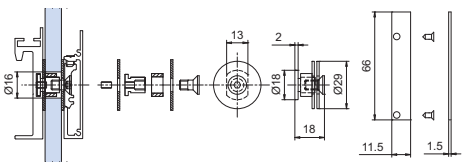

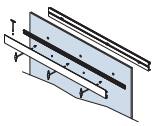

xfb-064

V-8006

- Stopper per 1 anta
- Stopper for 1 panel
- Stopper für 1 Flügel

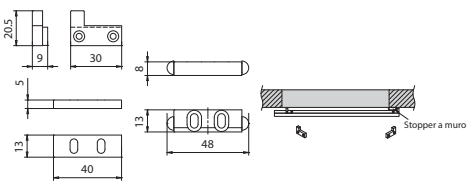



xfb-064

INDEPENDENT
V-8050
► 56

MINIMAL QUADRO SOFT-CLOSE

V-6450

70 Kg

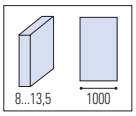

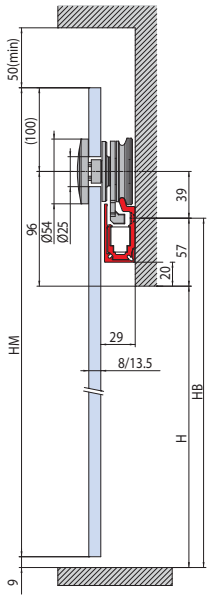

HM = H + 187

V-6450 SET 1

- Set per 1 anta scorrevole, fissaggio a parete
- Sliding door set, wall installation
- Schiebetürset für 1 flg, Wandmontage

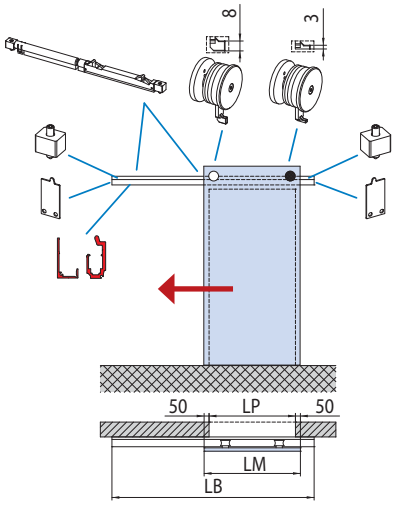

LB = LP x 2 + (50 x 2) + 300
LM = LP + 100

V-6450 SET 2

- Set per 2 ante scorrevoli, fissaggio a parete
- Sliding doors set, wall installation
- Schiebetürset für 2 flg, Wandmontage

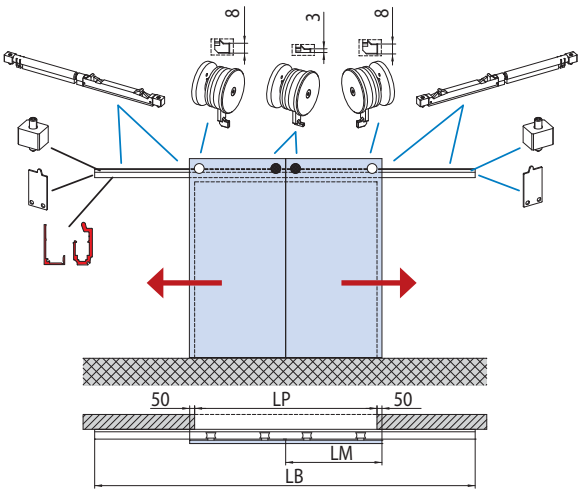

LB = LP x 2 + (50 x 2) + 300
LM = LP + 100

LAVORAZIONE VETRO
GLASS PREPARATION
GLASBEARBEITUNG

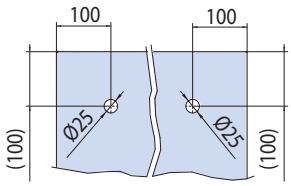

xla348b

COMPONENTI | COMPONENTS | EINZELTEILE ▶ 64

V-6450

V-6452

V-012-EVO

Cod.	Fin. | Fin. | Oberf.	V-6450 SET 1	V-6450 SET 2
V-6450 L=1500→3000	AN / IXE / CR	1	-
V-6450 L=3000→6000	AN / IXE / CR	-	1
V-6452	AN / IXE / CR	1	2
V-012-EVO	AN / NS	1	2

MINIMAL QUADRO CON ASTA SOFT-CLOSE

V-6350

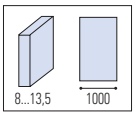

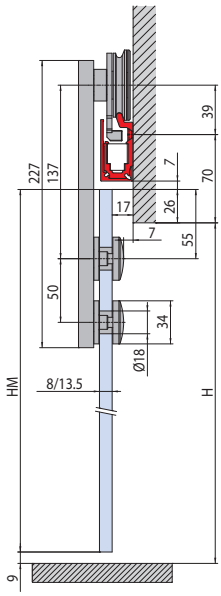

HM = H + 17

V-6350 SET 1

- Set per 1 anta scorrevole, fissaggio a parete
- Sliding door set, wall installation
- Schiebetürset für 1 flg, Wandmontage

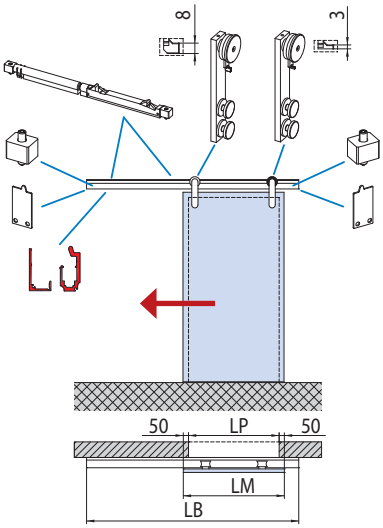

LB = LP x 2 + (50 x 2) + 300
LM = LP + 100

V-6350 SET 2

- Set per 2 ante scorrevoli, fissaggio a parete
- Sliding doors set, wall installation
- Schiebetürset für 2 flg, Wandmontage

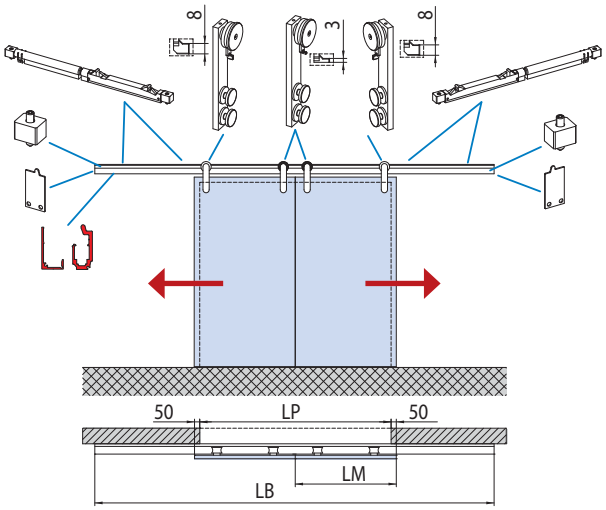

LB = LP x 2 + (50 x 2) + 250
LM = (LP + 100) / 2

LAVORAZIONE VETRO
GLASS PREPARATION
GLASBEARBEITUNG

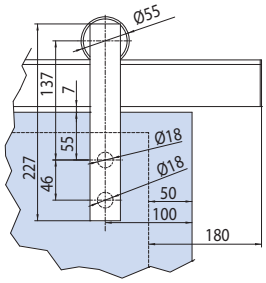

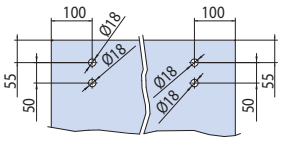

xla349b

COMPONENTI | COMPONENTS | EINZELTEILE ► 64

V-6450

V-6352

V-012-EVO

Cod.	Fin. | Fin. | Oberf.	V-6350 SET 1	V-6350 SET 2
V-6450 L=1500→3000	AN / IXE / CR	1	-
V-6450 L=3000→6000	AN / IXE / CR	-	1
V-6352	AN / IXE / CR	1	2
V-012-EVO	AN / NS	1	2

MINIMAL RUOTA SOFT-CLOSE

V-6150

70 Kg

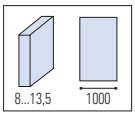

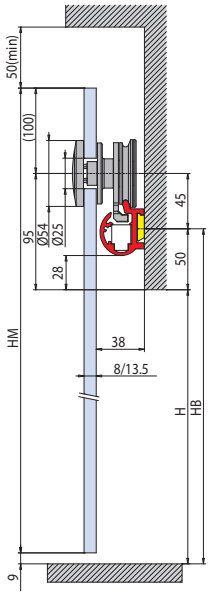

HM = H + 186

V-6150 SET 1

- Set per 1 anta scorrevole, fissaggio a parete
- Sliding door set, wall installation
- Schiebetürset für 1 flg, Wandmontage

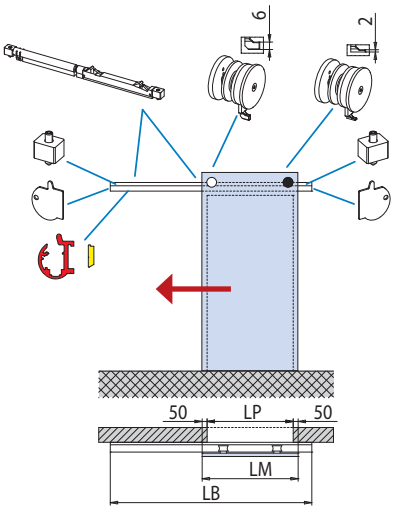

LB = LP x 2 + (50 x 2) + 300
LM = LP + 100

V-6150 SET 2

- Set per 2 ante scorrevoli, fissaggio a parete
- Sliding doors set, wall installation
- Schiebetürset für 2 flg, Wandmontage

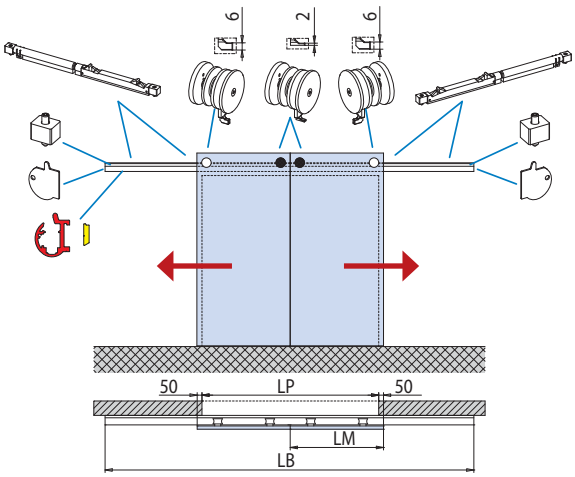

LB = LP x 2 + (50 x 2) + 250
LM = (LP + 100) / 2

LAVORAZIONE VETRO
GLASS PREPARATION
GLASBEARBEITUNG

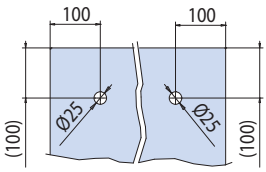

xla346b

COMPONENTI | COMPONENTS | EINZELTEILE ► 64

V-6150

V-6152

V-012-EVO

Cod.	Fin. | Fin. | Oberf.	V-6150 SET 1	V-6150 SET 2
V-6150 L=1500→3000	AN / IXE / CR	1	-
V-6150 L=3000→6000	AN / IXE / CR	-	1
V-6152	AN / IXE / CR	1	2
V-012-EVO	AN / NS	1	2

MINIMAL TONDO SOFT-CLOSE

SOFT-CLOSE

V-6020

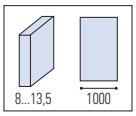

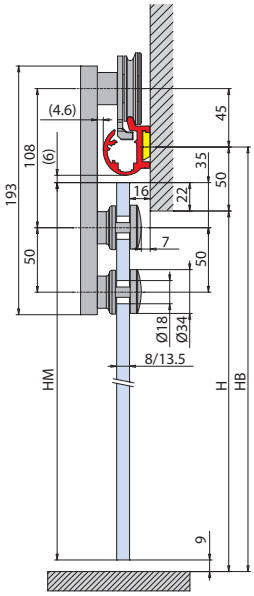

HM = H + 13

V-6020 SET 1

- Set per 1 anta scorrevole, fissaggio a parete
- Sliding door set, wall installation
- Schiebetürset für 1 flg, Wandmontage

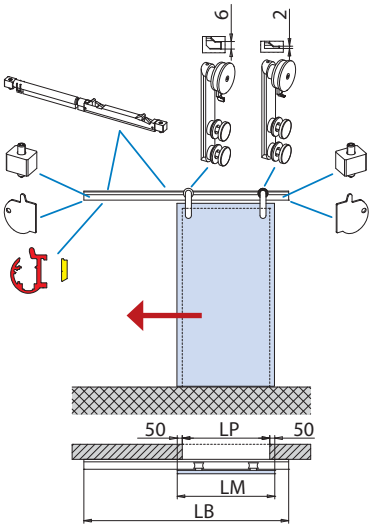

LB = LP x 2 + (50 x 2) + 300
LM = LP + 100

V-6020 SET 2

- Set per 2 ante scorrevoli, fissaggio a parete
- Sliding doors set, wall installation
- Schiebetürset für 2 flg, Wandmontage

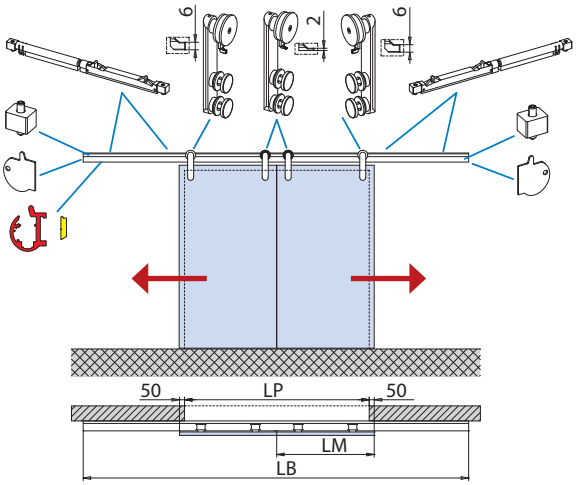

LB = LP x 2 + (50 x 2) + 250
LM = (LP + 100) / 2

LAVORAZIONE VETRO
GLASS PREPARATION
GLASBEARBEITUNG

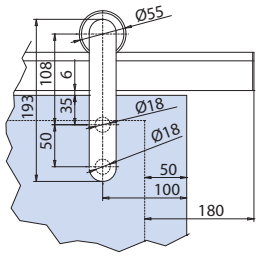

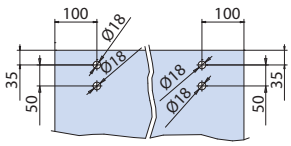

xla347b

COMPONENTI | COMPONENTS | EINZELTEILE ▶ 64

V-6150

V-6022

V-012-EVO

Cod.	Fin. | Fin. | Oberf.	V-6020 SET 1	V-6020 SET 2
V-6150 L=1500→3000	AN / IXE / CR	1	-
V-6150 L=3000→6000	AN / IXE / CR	-	1
V-6022	AN / IXE / CR	1	2
V-012-EVO	AN / NS	1	2

MINIMAL SOFT-CLOSE

COMPONENTI | COMPONENTS | EINZELTEILE

SOFT-CLOSE

V-6450

- Binario Minimal Quadro
- Track profile Minimal Quadro
- Laufschiene Minimal Quadro

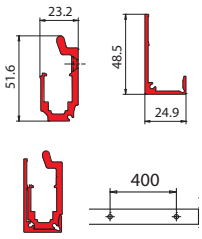

xla348

V-6150

- Binario Minimal Tondo
- Track profile Minimal Tondo
- Laufschiene Minimal Tondo



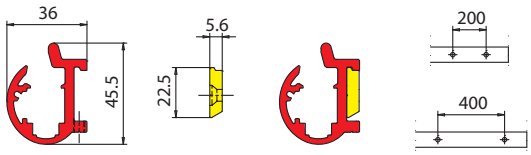

xla348

V-6152

- Set carrelli, stopper Soft-close e tappi per 1 anta scorrevole (per V-6150)
- Set trolley hangers, Soft-close stoppers and endcaps for 1 panel (for V-6150)
- Set Laufrollen, Soft-close Stopper und Endkappen für 1 Flügel (für V-6150)

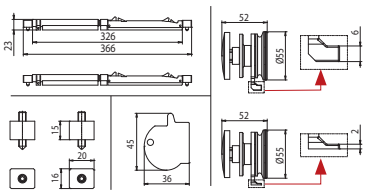

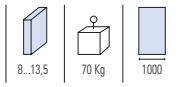

xla348

V-6022

- Set carrelli, stopper Soft-close e tappi per 1 anta scorrevole (per V-6020)
- Set trolley hangers, Soft-close stoppers and endcaps for 1 panel (for V-6020)
- Set Laufrollen, Soft-close Stopper und Endkappen für 1 Flügel (für V-6020)

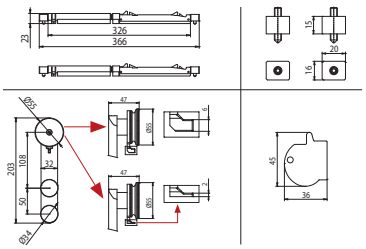

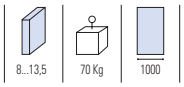

xla347 / xla348

V-6452

- Set carrelli, stopper Soft-close e tappi per 1 anta scorrevole (per V-6450)
- Set trolley hangers, Soft-close stoppers and endcaps for 1 panel (for V-6450)
- Set Laufrollen, Soft-close Stopper und Endkappen für 1 Flügel (für V-6450)

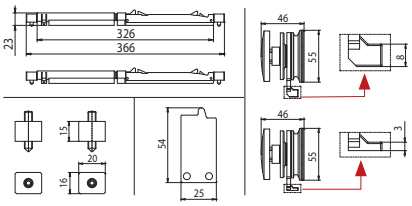

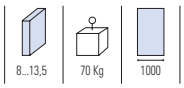

xla348

V-6352

- Set carrelli, stopper Soft-close e tappi per 1 anta scorrevole (per V-6350)
- Set trolley hangers, Soft-close stoppers and endcaps for 1 panel (for V-6350)
- Set Laufrollen, Soft-close Stopper und Endkappen für 1 Flügel (für V-6350)

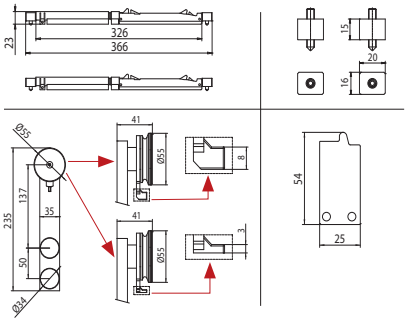

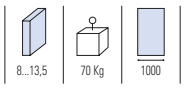

xla348 / xla349

V-6006

- Profilo e veletta per fissaggio binario a vetro (non preforato).
- Profile and cover profile for glass installation (not predrilled).
- Profil und Abdeckung für Glasmontage (nicht vorgebohrt).

V-6007

- Paio di tappi laterali per profili fissaggio a vetro V-6006.
- Pair endcaps for V-6006 profiles glass installation.
- Paar Endkappen für Profile V-6006 Glasmontage.

Cod.	Fin.|Fin.|Oberf.
V-6006-2000 mm	AN / CR / IXE
V-6006-3000 mm	AN / CR / IXE
V-6006-4000 mm	AN / CR / IXE
V-6006-6000 mm	AN / CR / IXE
V-6006-MIS*	AN / CR / IXE

* disponibilità taglio a misura
* cut to size mm 1500→6000
* nach Mass geschnitten

V-6006

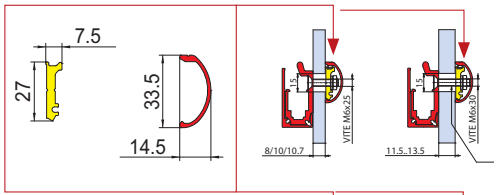

- Accorciare vite sul cantiere
- Short screw during installation
- Schrauben bauseits kürzen

V-6007

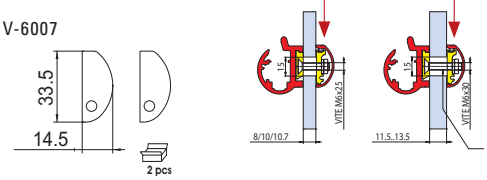

- Accorciare vite sul cantiere
- Short screw during installation
- Schrauben bauseits kürzen

xla340b / xla346c / xla348c

MINIMAL QUADRO V-6450

► 60

ROLLING CENTER

R-1000

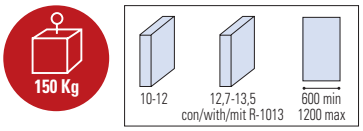

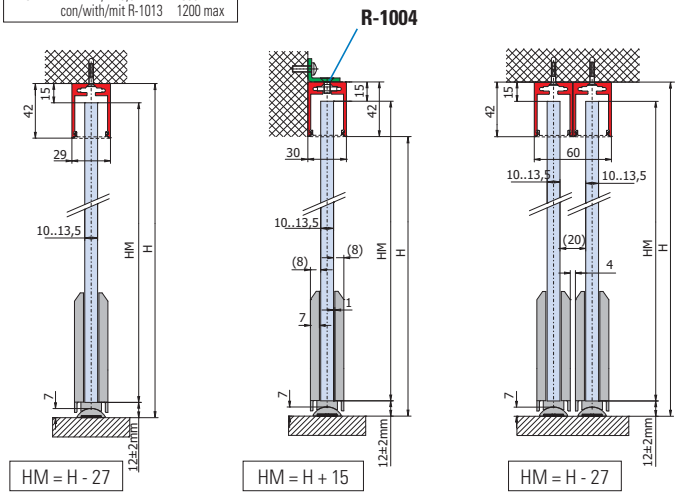

R-1000 SET 1

- Set per 1 anta scorrevole, fissaggio a parete / soffitto
- Sliding door set, wall / ceiling installation
- Schiebetürset für 1 flg, Wand-Deckenmontage

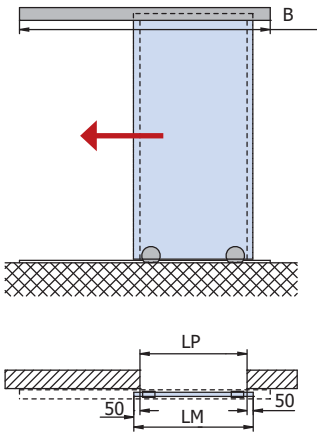

LB = LP x 2 + 150
LM = LP + 100

R-1000 SET 2

- Set per 2 ante scorrevoli, fissaggio a parete / soffitto
- Sliding doors set, wall / ceiling installation
- Schiebetürset für 2 flg, Wand-Deckenmontage

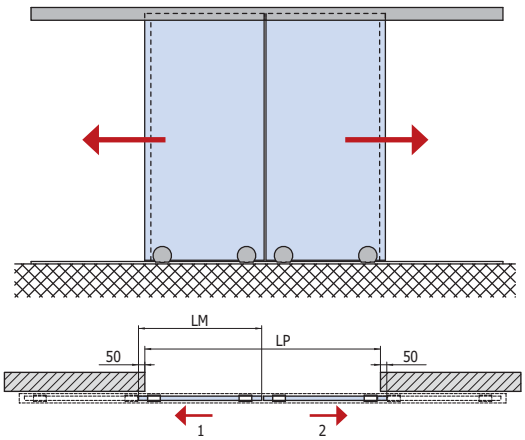

LB = LP x 2 + 200
LM = (LP + 100) / 2

LAVORAZIONE VETRO
GLASS PREPARATION
GLASBEARBEITUNG

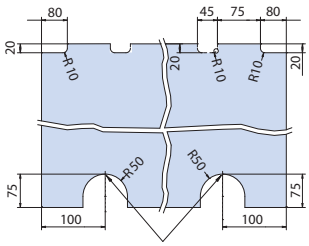

xla260

COMPONENTI | COMPONENTS | EINZELTEILE ▶ 69-70



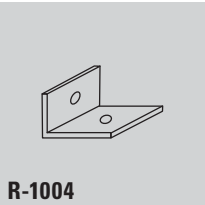

Cod.		Fin. | Fin. | Oberf.	R-1000 SET 1 FIX	R-1000 SET 1-MIS	R-1000 SET 2 FIX	R-1000 SET 2-MIS
R-1000	L=2000 L=3000 L=4000 L=6000	IXE	1	-	1	-
R-1000-MIS	L=1500→6000	IXE	-	1	-	1
R-1012	L=2000 L=3000 L=4000 L=6000	IXE	1	-	1	1
R-1012-MIS	L=1500→6000	IXE	-	1	-	1
R-1005		IXE	2	2	4	4
R-1004 Staffa | bracket | Winkelverbinder **(OPTIONAL)**		-	(1 x 500 mm)	(1 x 500 mm)	(1 x 500 mm)	(1 x 500 mm)
R-1002 Tappi | Endcaps | Endkappe		-	1	1	1	1
R-1006		-	1	1	2	2
R-1007		-	1 x 250 mm	1 x 250 mm	1 x 250 mm	1 x 250 mm

ROLLIE

VL-6100

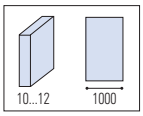

Con supporto pla171e (optional)
With support pla171e (optional)
Mit Deckenverbinder pla171e (optional)

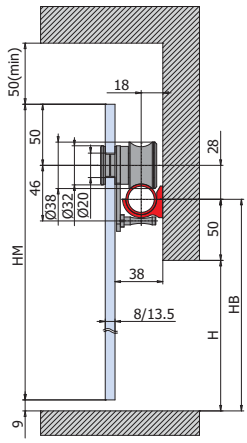

HM = H + 50 + 28 + (50) - 9

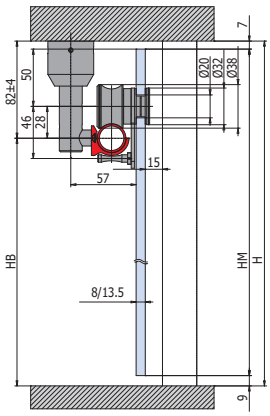

HM = H - 7 - 9

VL-6100 SET 1 FIX

- Set per 1 anta scorrevole, fissaggio a parete
- Sliding door set, wall installation
- Schiebetürset für 1 flg, Wandmontage

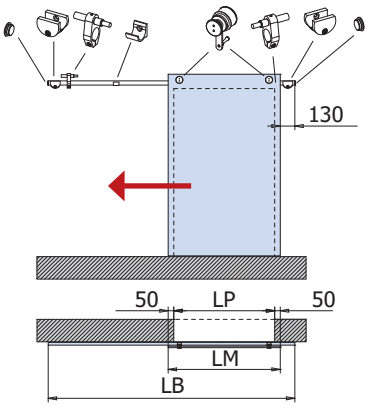

LM = LP + 100
HB = H + 50

VL-6100 SET 2 FIX

- Set per 2 ante scorrevoli, fissaggio a parete
- Sliding doors set, wall installation
- Schiebetürset für 2 flg, Wandmontage

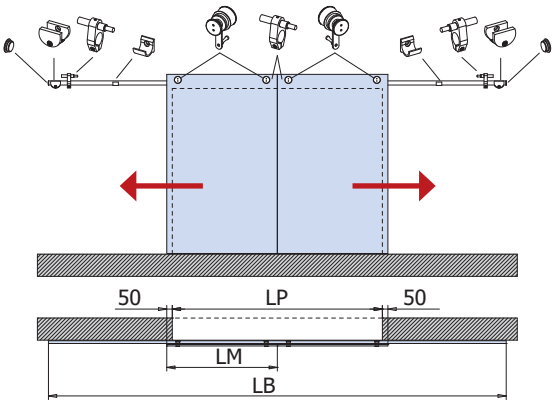

LM = LP + 100
HB = H - 82

LAVORAZIONE VETRO
GLASS PREPARATION
GLASBEARBEITUNG

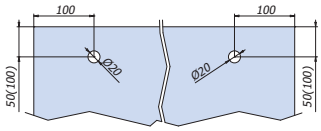

xla336b / xla337b

COMPONENTI | COMPONENTS | EINZELTEILE ► 69-70

VL-3001

VL-3002

VL-054

VL-3005

VL-3008

VL-6103

VL-6104

Pla171E OPTIONAL

Cod.	Fin. | Fin. | Oberf.	VL-6100 SET 1 FIX	VL-6100 SET 1-MIS	VL-6100 SET 2 FIX	VL-6100 SET 2-MIS
VL-3005 L=2000	IX	1	-	2	-
VL-3005-MIS L=1500→6000	IX	-	1	-	1
VL-3001	IX	2	2	2	2
VL-3002	IX	2	2	4	4
VL-054	IX	1	1	2	2
VL-6103	IX	2	2	4	4
VL-3008	IX	1	1	1	1
VL-6104	IX	2	2	4	4

SLIDING TECH

VL-3000

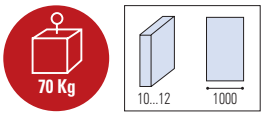

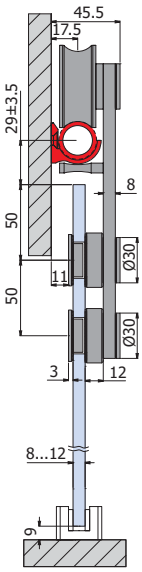

HM = H + 41

- versione curva
- with curved track
- mit gebogener Laufschiene

VL-3000 SET 1 FIX

- Set per 1 anta scorrevole, fissaggio a parete
- Sliding door set, wall installation
- Schiebetürset für 1 flg, Wandmontage

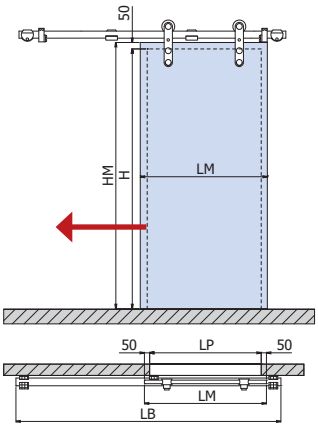

LM = LP + 100

VL-3000 SET 2 FIX

- Set per 2 ante scorrevoli, fissaggio a parete
- Sliding doors set, wall installation
- Schiebetürset für 2 flg, Wandmontage

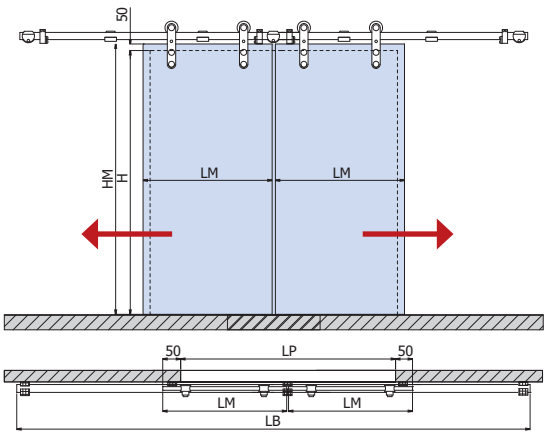

LM = (LP + 100) / 2

LAVORAZIONE VETRO
GLASS PREPARATION
GLASBEARBEITUNG

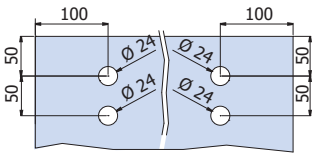

xme251b

COMPONENTI | COMPONENTS | EINZELTEILE

VL-3003

VL-3001

VL-3002

VL-054

VL-3005

VL-3008

VL-3004

Cod.	Fin. | Fin. | Oberf.	VL-3000 SET 1 FIX	VL-3000 SET 1-MIS	VL-3000 SET 2 FIX	VL-3000 SET 2-MIS
VL-3005 L=2000	IX	1	-	2	-
VL-3005-MIS L=1500 → 6000	IX	-	1	-	1
VL-3001	IX	2	2	2	2
VL-3002	IX	2	2	4	4
VL-054	IX	1	1	2	2
VL-3003	IX	2	2	4	4
VL-3008	IX	1	1	1	1
VL-3004	IX	2	2	4	4

VL-3000 | VL-6100 | R-1000

COMPONENTI | COMPONENTS | EINZELTEILE

VL-3005

- Barra acciaio inox aisi 304
- Stainless steel bar aisi 304
- Laufschiene Edelstahl matt 304

IX

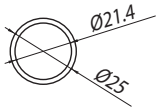



xla337c

VL-3008

- Paio tappi per barra vl-3005
- Pair of end-caps
- Paar Endkappen für Rohr vl-3005

IX

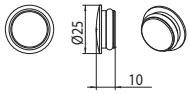

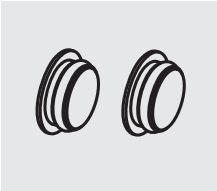

xla337c

VL-3002

- Morsetto centrale di sostegno barra fissato a muro
- Middle clamp support bar/wall
- Mittel Klemmhalter für Laufschiene/Wand

IX

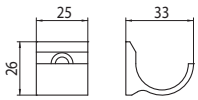

xla337c

VL-3001

- Morsetto laterale di sostegno barra a muro,
- Clamp fixing bar/wall
- Klemmhalter für Laufschiene/Wand mit Aushebeschutz aus Kunstoff

IX

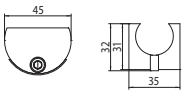

xla337c

VL-054

- Guida a pavimento
- Floor guide stainless steel
- Bodenführung aus Edelstahl

IX

VL-6103

- Carrello scorrevole
- Roller
- Rollenwagen

IX

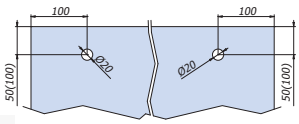

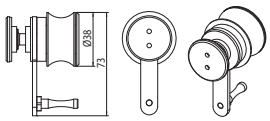

xla337c

VL-3003

- Carrello scorrevole
- Roller
- Rollenwagen

IX

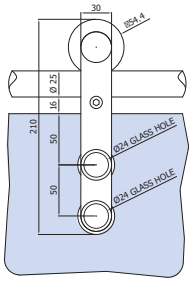

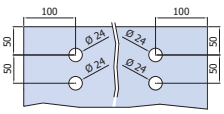

xme304

VL-6104

- Stopper destro e sinistro
- Stopper left and right
- Türstopper links und rechts.

IX

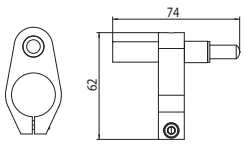

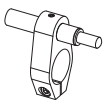

xla337c

VL-3004

- Stopper destro e sinistro
- Stopper left and right
- Türstopper links und rechts.

IX

xla337c

R-1000

- Profilo superiore Rolling.
- Aluminium top profile Rolling.
- Laufschiene Rolling.

IXE

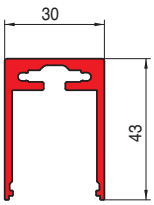

xla262

R-1012

- Canalina a pavimento Rolling.
- Bottom profile Rolling.
- Bodenschiene Rolling.

IXE

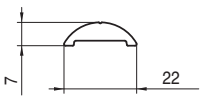

xla262

R-1005

- Ruota Ø 120 mm Rolling center.
- Sliding Roller Ø 120 mm. Rolling center.
- Laufrolle Ø 120 mm. Rolling center.

IXE

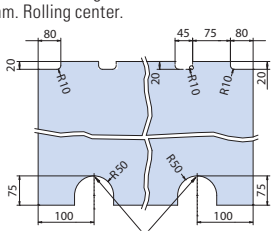

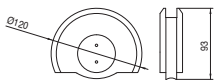

xla262

VL-3000 | VL-6100 | R-1000

COMPONENTI | COMPONENTS | EINZELTEILE

R-1006

- N° 2 stopper e N° 2 carrellini superiori Rolling (per 1 anta).
- N° 2 stoppers and N° 2 top roller Rolling (for 1 panel).
- 2 Stück stoppers und 2 Stück oberen Laufwagen (für 1 Schiebetür).

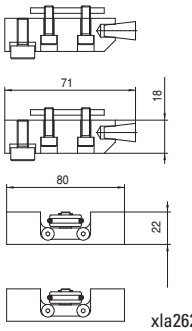

xla262

R-1007

- Piastrina antisgancio per guida superiore Rolling necessario 1 pezzo ogni 250 mm.
- Antijump plate for Rolling top track profile 1 piece necessary every 250 mm.
- Aushebeschutzplatte für Rolling Laufschiene 1 Stück je 250 mm.

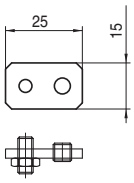

xla262

R-2012

- Profilo a scatto per chiusura profilo superiore Rolling.
- Clips profile for Aluminium top profile Rolling.
- Sichtschutzprofile für Rolling Laufschiene.

IXE

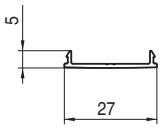

xla262

R-1004

- 1 pezzo staffa per fissaggio a parete guida Rolling.
- 1 Pcs. bracket for wall installation Rolling top profile.
- 1 Stk. Winkelprofil für Wandbefestigung Rolling Laufschiene.

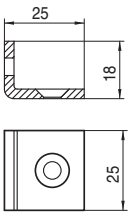

xla262

R-1002

- Paio tappi finali per Rolling Center.
- Paar Endkappen Rolling Laufschiene.
- Pair endcaps for Rolling top profile.

IXE

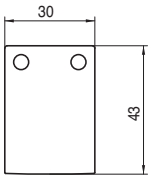

xla262

R-1013

- Set per spessori vetro 12,7/13,5.
- Set spacers for glass thickness 12,7/13,5.
- Set Distanzscheiben für Glasdicke 12,7/13,5.

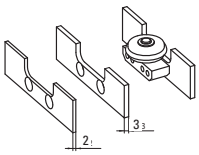

xla260d

R-1008

- 1 pezzo staffa fissaggio a parete. 2 guide Rolling.
- 1 pcs bracket for wall installation. 2 Rolling top profiles.
- 1 Stk Winkelprofil für Wandbefestigung. 2 Rolling Laufschiene.

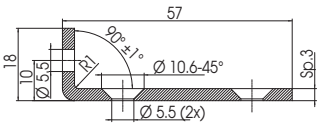

SEZ. A-A

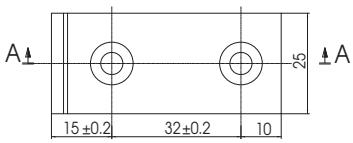

pla243

R-1009

- 1 pezzo staffa fissaggio a parete. 3 guide Rolling.
- 1 pcs bracket for wall installation. 3 Rolling top profiles
- 1 Stk Winkelprofil für Wandbefestigung. 3 Rolling Laufschiene.

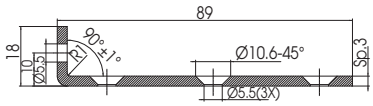

SEZ. A-A

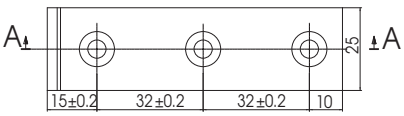

pla243



ROLLIE
V-6100
▶ 67

MAGNETO
AUTOMATIC SLIDING DOOR

- Motore ad azionamento automatico per porte interne.
- Automatic starter motor for interior doors.
- Motor mit automatischem Antrieb für innere Türen.

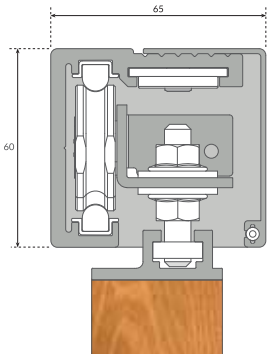

COMPONENTI | COMPONENTS | EINZELTEILE

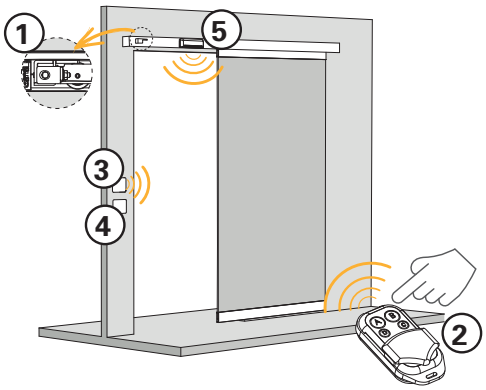

Bluetooth™

- La comunicazione tra il pannello di controllo elettronico e il motore è via Bluetooth, in modo da ridurre i tempi di installazione ed i problemi causati da contatti difettosi.
- Communication between the electronic control panel and motor driver is via Wireless Bluetooth, to reduce installation times and problems arised by poor cable connections.
- Die Kommunikation zwischen der elektronischen Steuereinheit und dem Motor läuft über Bluetooth, um Montagezeit und Probleme aufgrund schlechter Kontakte zu reduzieren.

1

- **Chiusura automatica:** Alimentazione elettrica 24 V DC.
- **Automatic lock:** 24 V DC power supply Two models available: fail-safe and fail secure.
- **Automatisches Schließen** 24 V DC-Netzteil.

2

- **Controllo a distanza:** Quattro modalità di funzionamento: Auto / Aperto / Chiuso / solo uscita. Ricevitore incorporato nella scheda di controllo. Trasmettitore portatali a batteria - 12 V DC.
- **Remote control:** Four operating modes: Auto / Open / Close / Exit Only. Receiver incorporated in the main control board. Pocked size transmitter - 12V DC battery.
- **Fernbedienung** Vier Betriebsarten: Auto / Offen / Geschlossen / Nur Ausgang. In der Steuerplatine integrierter Empfänger – 12 mobiler Akku-Sender – 12 V DC.

3

- **Interruttore senza tocco:** la porta si attiva semplicemente avvicinando la mano o l'avambraccio.
- **Touch-less switch:** The door is activated by simply approaching your hand or elbow.
- **Berührungsfreier Schalter:** die Tür wird einfach durch Annähern der Hand oder des Unterarms aktiviert

4

- **Interruttore manuale:** Da premere per attivare la porta. Se desiderato, premere una volta per aprire e una seconda volta per chiudere.
- **Push button:** Press to activate the door. Optionally, press to open, and press a second time to close.
- **Wandschalter:** Aktiviert die Tür auf Druck. Auf Wunsch einmal drücken zum Öffnen und ein zweites Mal zum. Schließen.

5

- **Sensore a infrarossi:** la porta si attiva quando il sensore rileva una presenza o un movimento.
- **Infrared sensor:** When the sensor detects presence or movement, the door activates.
- **Infrarot-Sensor:** die Tür wird bei Erkennung des Sensors einer Anwesenheit oder Bewegung aktiviert.

AM-5010 SX

- Apertura lato sinistro
- Left side opening
- Öffnung linke Seite

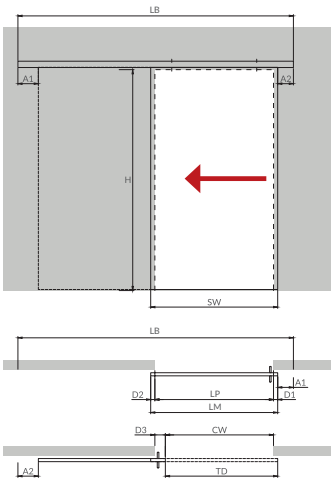

AM-5010 DX

- Apertura lato destro
- Right side opening
- Öffnung rechte Seite

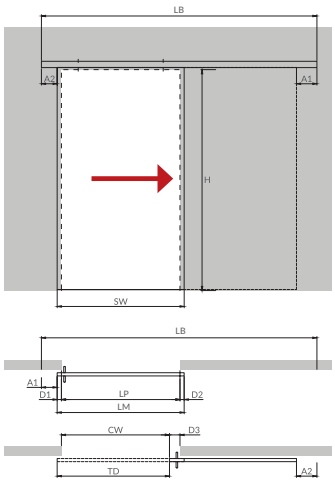

AM-5020 SX

- Apertura su due lati
- Bi-part opening
- Zweiseitige Öffnung

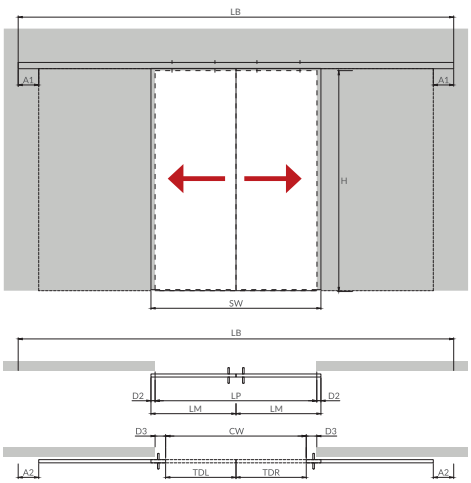

MAGNETO
AUTOMATIC SLIDING DOOR

ANTA IN VETRO (8-12mm) | GLASS PANEL (8 to 12mm) | GANZGLASFLÜGEL (von 8-12mm)

- Set per 1 anta scorrevole in vetro
- Sliding door set
- Schiebetürset für 1 flg

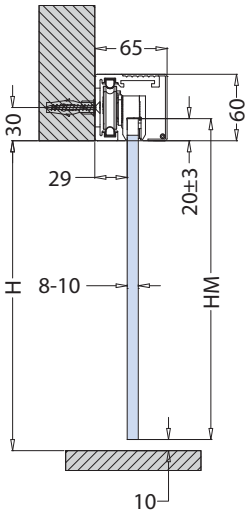

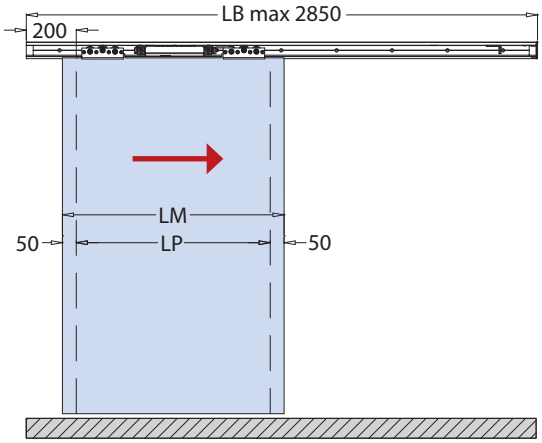

HM = H + 10
LM = LP + 100
LB = (LM x 2) + 400

- **Lavorazione vetro**
- **Glass preparation**
- **Glasbearbeitung**

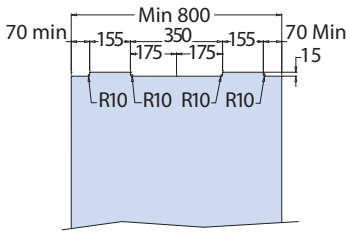

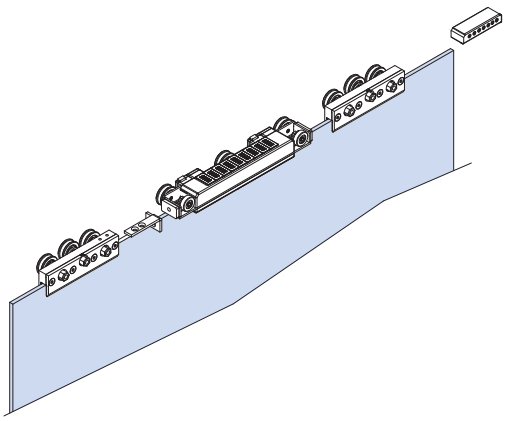

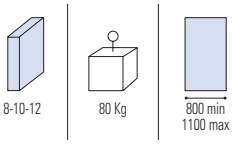

xme413

ANTA IN ALLUMINIO PO-290 | ALUMINIUM PANEL PO-290 | ALUMINIUMFLÜGEL PO-290

- Set per 1 anta scorrevole in vetro
- Sliding door set
- Schiebetürset für 1 flg

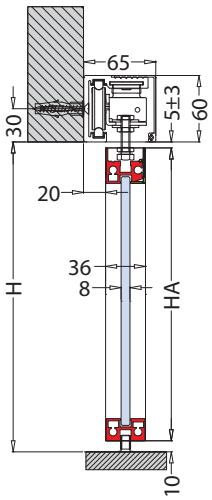

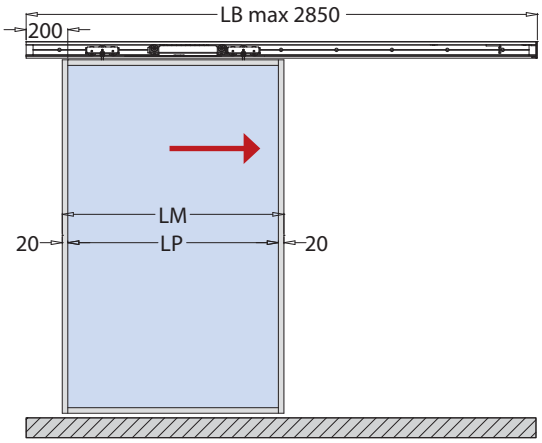

HA = H - 15
LM = LP + 40
LB = (LM x 2) + 400

- Con ante intelaiate
- With aluminium panels
- Aluminium Flügelrahmen

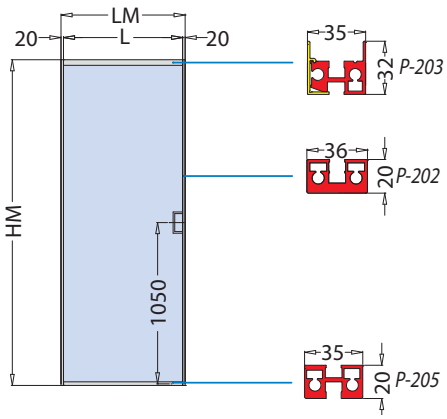

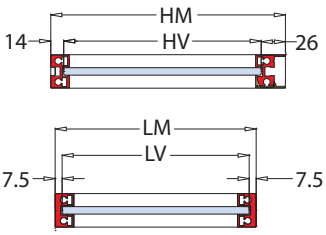

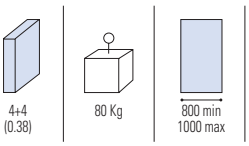

LV = LM - 15
HV = HM - 40

xme413

ANTA IN LEGNO 40mm SPESSORE | 40mm WOODEN LEAVES | HOLZFÜGEL 40mm

- Set per 1 anta in legno
- Wooden leaves door set
- Holzflügelset für 1 flg

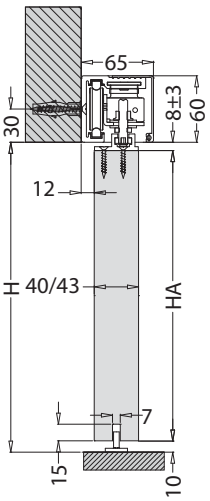

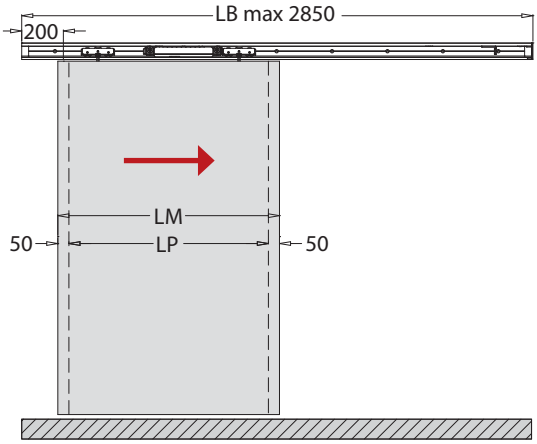

HA = H - 18
LA = LP + 100
LB = (LM x 2) + 400

AM-5040

- Adattatore anta in legno e guida a pavimento
- Wood leaf adaptor and floor guide
- Adapterstück Holzflügel und Bodenführung

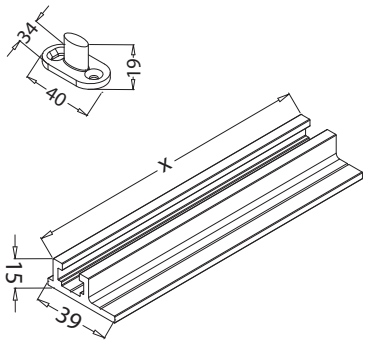

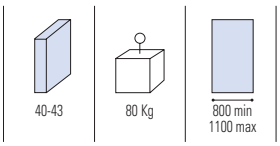

xme413

Cod.	Numerazione componenti: | Part numbers: | Nummerierung Komponenten:
AM-5010 DX **AM-5010 SX**	"Magneto" guida automatica per porta singola scorrevole. Completa di veletta e telecomando. Completamente assemblata. (accessori anta porta esclusi). "Magneto" automatic drive for single sliding door. Complete with cover, remote control. Fully assembled. (accessories for door leavers not included). "Magneto" automatische Führungsschiene für einzelflügelige Schiebetür. Komplett mit Frontblende und Fernbedienung. Komplett montiert. (ausgenommen Türflügel-Zubehör).
AM-5020 DX **AM-5020 SX**	"Magneto" guida automatica per porta scorrevole doppia. Completa di veletta e telecomando. Completamente assemblata. (accessori anta porta esclusi). "Magneto" automatic drive for bi-part sliding door. Complete with cover, remote control. Fully assembled (accessories for door leavers not included). "Magneto" automatische Führungsschiene für doppelflügelige Schiebetür. Komplett mit Frontblende und Fernbedienung. Komplett montiert. (ausgenommen Türflüge-l-Zubehör).
AM-5004	Serratura automatica con meccanismo di sicurezza. | Automatic lock, fail-safe | Automatische Verriegelung mit Sicherheitsmechanismus.
AM-5003	Telecomando (opzionale) | Remote control (additional) | Fernsteuerung (optional)
	Accessori anta porta: | Accessories for door leaves: | Türflügel-Zubehör:
AM-5040	Adattatore anta legno e guida a pavimento. | Wood leaf adaptor and floor guide. | Adapterstück Holzflügel und Bodenführung.
AM-5012	Staffe e guida a pavimento per anta vetro 8-12 mm. | Leaf hangers and floor guide for 8-12 mm glass leaf. | Halterung und Bodenführung für Glasflügel 8-12 mm.
	Attivazione e sicurezza: | Activation and safety: | Aktivierung und Sicherheit:
AM-5051	Interruttore touch-less. | Touch-less switch. | Berührungsloser Schalter.
AM-5050	Sensore di sicurezza ed attivazione a infrarossi. | Activation and safety IR sensor. | Infrarot-Sicherheits- und Aktivierungssensor.

BRIXIA SINCRO 2 VIE (OPTIONAL SOFT-CLOSE)

V-1820

TRASCINAMENTO SINCRO CON FUNE
SINCRO DRAGGING SYSTEM WITH CABLE
SINCRO MITNEHMER KIT MIT SEILZUG

V-1870

TRASCINAMENTO MECCANICO
MECHANICAL DRAGGING SYSTEM
MIT MECHANISCHEM MITNEHMER

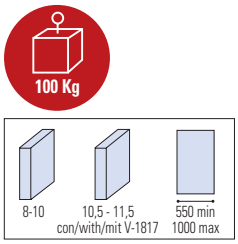

V-1820 SET 1
V-1870 SET 1

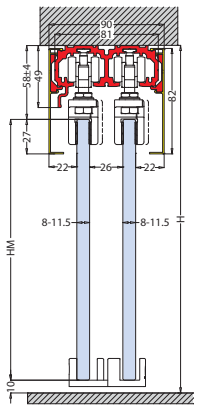

V-1820 HM = H - 68
V-1870 HM = H - 72

V-1820 SET 2
V-1870 SET 2

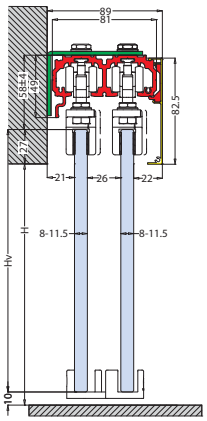

V-1820 HM = H + 17
V-1870 HM = H + 13

- Sistema per 2 ante scorrevoli telescopiche con kit di trascinamento
- Telescopic sliding door system 2-ways with dragging mechanism.
- Teleskopisches Schiebetürsystem 2-läufig mit Mitnehmer Kit

V-1820 | V-1870 SET 1 (Soffitto | Ceiling | Decke)
V-1820 | V-1870 SET 2 (Parete | Wall | Wand)

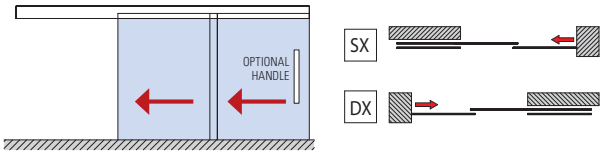

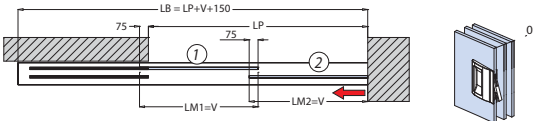

V = (PL+150)/2

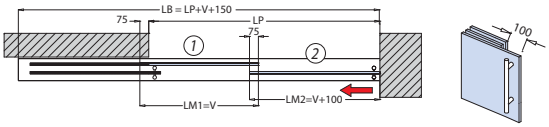

V = PL+50/2

V-1820 SET 5 (Soffitto | Ceiling | Decke)

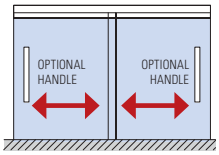

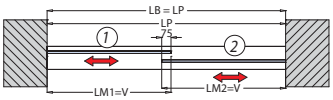

V = (PL+75)/2

xme425lm

COMPONENTI | COMPONENTS | EINZELTEILE ▶ 80-81-82



V-1820 + V-1821

V-1823

V-1824-70 (OPTIONAL)-KG70

Cod.	Fin. | Fin. | Oberf.	V-1820 | V-1870 SET 1 FIX	V-1820 | V-1870 SET 1 MIS	V-1820 | V-1870 SET 2 FIX	V-1820 | V-1870 SET 2 MIS	V-1820 | V-1870 SET 5 FIX	V-1820 | V-1870 SET 5 MIS
V-1820 LB=2000 LB=3000 LB=4000 LB=6000	AN	1	–	1	–	1	–
V-1820-MIS LB= 1500→6000	AN	–	1	–	1	–	1
V-1821 LB=2000 LB=3000 LB=4000 LB=6000	AN	2	–	1	–	2	–
V-1821-MIS LB= 1500→6000	AN	–	2	–	1	–	2
V-1823	–	1	1	1	1	1	1
V-1826 (per set V-1820) **V-1876** (per set V-1870)	–	1	1	1	1	–	–
V-1822 Staffa | Bracket | Winkelverbinder	–	–	–	1 x 400 mm	1 x 400 mm	–	–
V-1824-70 Soft-close **(OPTIONAL)**	–	(1)	(1)	(1)	(1)	(1) (2)	(1) (2)
V-1828-S Tappi per soffitto | Endcap for ceiling | Endkappe für Decke **(OPTIONAL)**	AN	(1)	(1)	–	–	(1)	(1)
V-1828-P Tappi per parete | Endcap for wall | Endkappe für Wand **(OPTIONAL)**	AN	–	–	(1)	(1)	–	–

BRIXIA SINCRO 2 VIE + FISSO (OPTIONAL SOFT-CLOSE)

V-1825

TRASCINAMENTO SINCRO CON FUNE
SINCRO DRAGGING SYSTEM WITH CABLE
SINCRO MITNEHMER KIT MIT SEILZUG

V-1875

TRASCINAMENTO MECCANICO
MECHANICAL DRAGGING SYSTEM
MIT MECHANISCHEM MITNEHMER

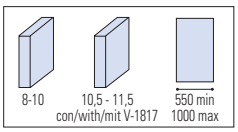

V-1825 SET 1
V-1875 SET 1

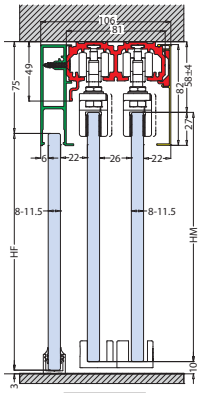

V-1825	HM = H - 68 HF = H - 78
V-1875	HM = H - 72 HF = H - 78

V-1825 SET 2
V-1875 SET 2

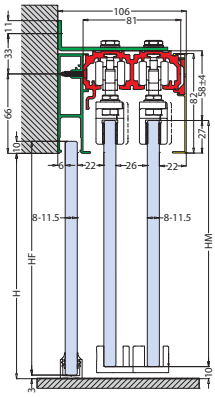

V-1825	HM = H + 17 HF = H + 7
V-1875	HM = H + 13 HF = H + 7

- Sistema per 2 ante scorrevoli telescopiche e vetro fisso con kit di trascinamento
- Telescopic sliding door system 2-ways and fixed panel with dragging mechanism.
- Teleskopisches Schiebetürsystem 2-läufig mit Seitenteil, and Mitnehmer Kit

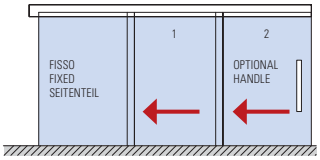

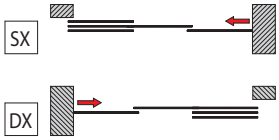

V-1825 SET 1 (Soffitto | Ceiling | Decke)
V-1875 SET 1

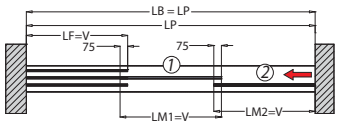

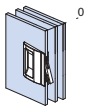

V = (LP+150)/3

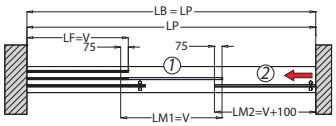

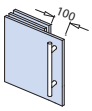

V = LP+50/3

V-1825 SET 2 (Parete | Wall | Wand)
V-1875 SET 2

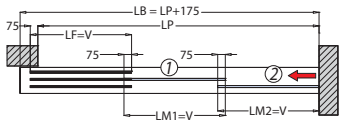

V = (LP+225)/3

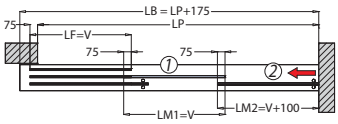

V = (LP+125)/3

xme425o

COMPONENTI | COMPONENTS | EINZELTEILE ► 80-81-82



V-1820 + V-1821 + V-1834

V-1823

V-1824-70 (OPTIONAL)-KG70

Cod.	Fin. | Fin. | Oberf.	V-1825 | V-1875 SET 1 FIX	V-1825 | V-1875 SET 1 MIS	V-1825 | V-1875 SET 2 FIX	V-1825 | V-1875 SET 2 MIS
V-1820 LB=2000 LB=3000 LB=4000 LB=6000	AN	1	–	1	–
V-1820-MIS LB= 1500→6000	AN	–	1	–	1
V-1821 LB=2000 LB=3000 LB=4000 LB=6000	AN	1	–	1	–
V-1821-MIS LB= 1500→6000	AN	–	1	–	1
V-1834 LB=2000 LB=3000 LB=4000 LB=6000	AN	1	–	1	–
V-1834-MIS LB= 1500→6000	AN	–	1	–	1
V-1823	–	1	1	1	1
V-1826 (per set V-1820) **V-1876** (per set V-1875)	–	1	1	1	1
V-1825 Staffa | Bracket | Winkelverbinder	–	–	–	1 x 400 mm	1 x 400 mm
V-1824-70 Soft-close **(OPTIONAL)**	–	(1)	(1)	(1)	(1)
V-1828-F Tappi | Endcap | Endkappe **(OPTIONAL)**	AN	(1)	(1)	(1)	(1)

BRIXIA SINCRO 3 VIE (OPTIONAL SOFT-CLOSE)

V-1830

TRASCINAMENTO SINCRO CON FUNE
SINCRO DRAGGING SYSTEM WITH CABLE
SINCRO MITNEHMER KIT MIT SEILZUG

V-1880

TRASCINAMENTO MECCANICO
MECHANICAL DRAGGING SYSTEM
MIT MECHANISCHEM MITNEHMER

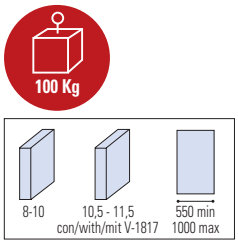

V-1830 SET 1
V-1880 SET 1

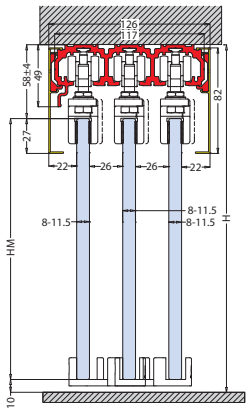

V-1830 SET 2
V-1880 SET 2

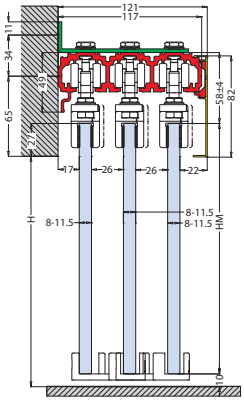

V-1830	HM = H - 68
V-1880	HM = H - 72

V-1830	HM = H + 17
V-1880	HM = H + 13

- Sistema per 3 ante scorrevoli telescopiche con kit di trascinamento
- Telescopic sliding door system 3-ways with dragging mechanism.
- Teleskopisches Schiebetürsystem 3-läufig mit Mitnehmer Kit

V-1830 | V-1880 SET 1 (Soffitto | Ceiling | Decke)
V-1830 | V-1880 SET 2 (Parete | Wall | Wand)

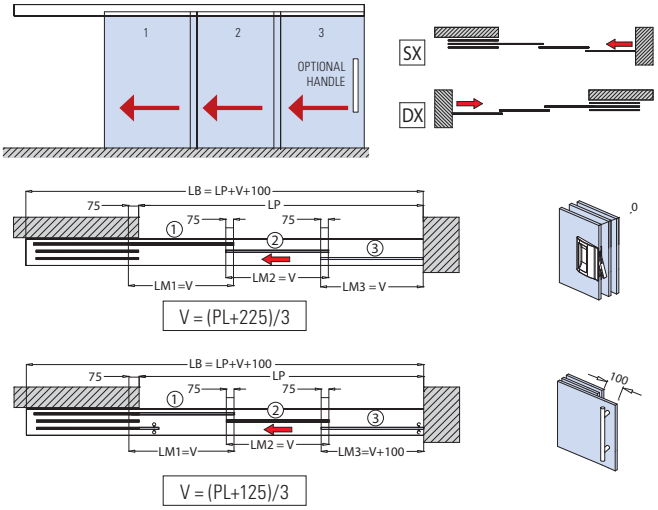

xme425pq

COMPONENTI | COMPONENTS | EINZELTEILE ▶ 80-81-82



V-1830 + V-1821

V-1833

V-1824-70 (OPTIONAL)-KG70

Cod.	Fin. | Fin. | Oberf.	V-1830 | V-1880 SET 1 FIX	V-1830 | V-1880 SET 1 MIS	V-1830 | V-1880 SET 2 FIX	V-1830 | V-1880 SET 2 MIS
V-1830 LB=2000 LB=3000 LB=4000 LB=6000	AN	1	–	1	–
V-1830-MIS LB= 1500→6000	AN	–	1	–	1
V-1821 LB=2000 LB=3000 LB=4000 LB=6000	AN	1	–	1	–
V-1821-MIS LB= 1500→6000	AN	–	1	–	1
V-1833	–	1	1	1	1
V-1836 (per set V-1830) **V-1886** (per set V-1880)	–	1	1	1	1
V-1837 Staffa | Bracket | Winkelverbinder **(OPTIONAL)**	–	–	–	1 x 400 mm	1 x 400 mm
V-1824-70 Soft-close **(OPTIONAL)**	–	(1)	(1)	(1)	(1)
V-1838-S Tappi per soffitto | Endcap for ceiling | Endkappe für Decke **(OPTIONAL)**	AN	(1)	(1)	–	–
V-1838-P Tappi per parete | Endcap for wall | Endkappe für Wand **(OPTIONAL)**	AN	–	–	(1)	(1)

BRIXIA SINCRO 3 VIE + FISSO (OPTIONAL SOFT-CLOSE)

V-1835

TRASCINAMENTO SINCRO CON FUNE
SINCRO DRAGGING SYSTEM WITH CABLE
SINCRO MITNEHMER KIT MIT SEILZUG

V-1885

TRASCINAMENTO MECCANICO
MECHANICAL DRAGGING SYSTEM
MIT MECHANISCHEM MITNEHMER

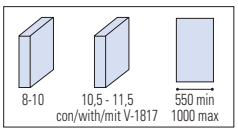

V-1835 SET 1
V-1885 SET 1

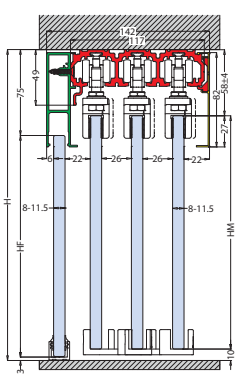

V-1835 SET 2
V-1885 SET 2

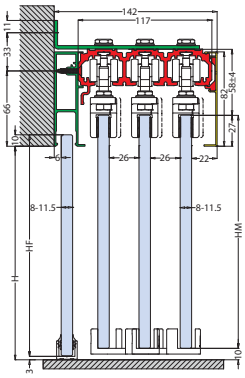

V-1835	HM = H - 68 HF = H - 78
V-1885	HM = H - 72 HF = H - 78

V-1835	HM = H + 17 HF = H + 7
V-1885	HM = H + 13 HF = H + 7

- Sistema per 3 ante scorrevoli telescopiche e vetro fisso con kit di trascinamento
- Telescopic sliding door system 3-ways with and fixed panel with dragging mechanism.
- Teleskopisches Schiebetürsystem 3-läufig mit Seitenteil, und Mitnehmer Kit

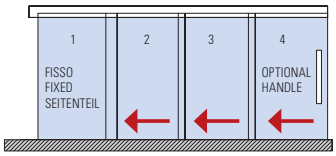

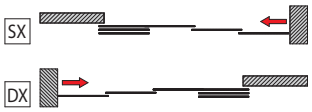

V-1835 SET 1 (Soffitto | Ceiling | Decke)
V-1885 SET 1

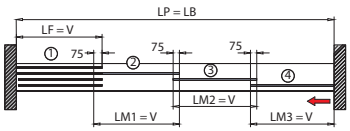

V = (LP+225)/4

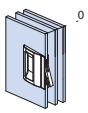

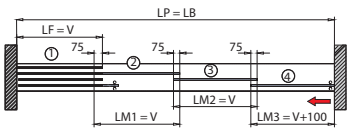

V = (LP+125)/4

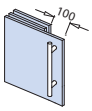

V-1835 SET 2 (Parete | Wall | Wand)
V-1885 SET 2

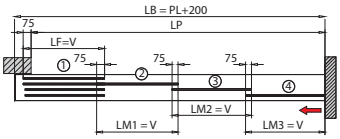

V = (LP+300)/4

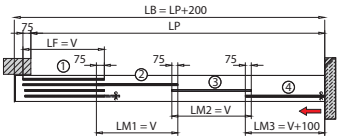

V = (LP+200)/4

xme425rs

COMPONENTI | COMPONENTS | EINZELTEILE ▶ 80-81-82



V-1830 + V-1834 + V-1821

V-1833

V-1824-70 (OPTIONAL)-KG70

Cod.	Fin. | Fin. | Oberf.	V-1835 | V-1885 SET 1 FIX	V-1835 | V-1885 SET 1 MIS	V-1835 | V-1885 SET 2 FIX	V-1835 | V-1885 SET 2 MIS
V-1830 LB=2000 LB=3000 LB=4000 LB=6000	AN	1	–	1	–
V-1830-MIS LB= 1500→6000	AN	–	1	–	1
V-1834 LB=2000 LB=3000 LB=4000 LB=6000	AN	1	–	1	–
V-1834-MIS LB= 1500→6000	AN	–	1	–	1
V-1821 LB=2000 LB=3000 LB=4000 LB=6000	AN	1	–	1	–
V-1821-MIS LB= 1500→6000	AN	–	1	–	1
V-1833	–	1	1	1	1
V-1836 (per set V-1835) **V-1886** (per set V-1885)	–	1	1	1	1
V-1835 Staffa | Bracket | Winkelverbinder	–	–	–	1 x 400 mm	1 x 400 mm
V-1824-70 Soft-close **(OPTIONAL)**	–	(1)	(1)	(1)	(1)
V-1839 Tappi | Endcap | Endkappe **(OPTIONAL)**	AN	(1)	(1)	(1)	(1)

BRIXIA SINCRO V-1820 | V-1870 | V-1825 | V-1875 | V-1830 | V-1880 | V-1835 | V-1885

COMPONENTI | COMPONENTS | EINZELTEILE

V-1820

- Binario Telescopico Brixia a 2 vie
- Track profile Telescopic Brixia 2 ways
- Laufschienenprofil Telescopisch Brixia 2-läufig

AN



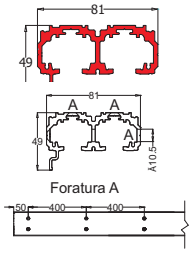

xme425t

V-1830

- Binario telescopico Brixia a 3 vie
- Track profile telescopic Brixia 3 ways
- Laufschienenprofil Telescopisch Brixia 3-läufig

AN



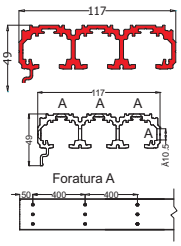

xme425t

V-1821

- Veletta per binari telescopici Brixia in alluminio anodizzato
- Cover profile anodised aluminium for telescopic track profile Brixia
- Verkleidungsprofil aluminium für Laufschienenprofile Brixia

AN-IXE

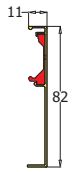

xme425t

V-1834

- Profilo per vetro fisso per binario V-1820 / V-1830
- Side panel profile for track profile V-1820 / V-1830
- Seitenteilprofil für Laufschiene V-1820 / V-1830

AN

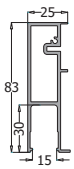

xme425t

V-1823

- Set di accessori per 2 ante scorrevoli composto da: N°4 carrelli pinze, N°4 fermacarrello
- Sliding accessory set for 2 panels complete with: N°4 roller carriers - N°4 endstops
- Zubehör komplett mit: N°4 Klemm-Laufwagen, N°4 Endanschläge



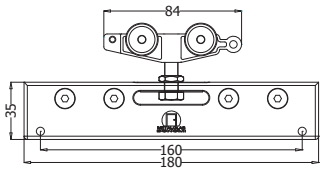

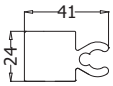

xme425t

V-1833

- Set di accessori per 3 ante scorrevoli composto da: N°6 carrelli pinze, N°6 fermacarrello
- Sliding accessory set for 3 panels complete with: N°6 roller carriers - N°6 endstops
- Zubehör komplett mit: N°6 Klemm-Laufwagen, N°6 Endanschläge

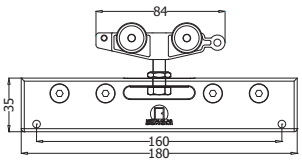

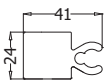

xme425t

V-1826

- Kit morsetti trascinamento Sincro con fune 2 ante scorrevoli compreso di guide a pavimento V-012 e V-099-C
- Dragging kit Sincro with cable for 2 sliding panels, including floor guides V-012 and V-099-C
- Mitnehmer kit Sincro mit Seilzug für 2 bewegliche Schiebetüren mit Bodenführungen V-012 und V-099-C

AN

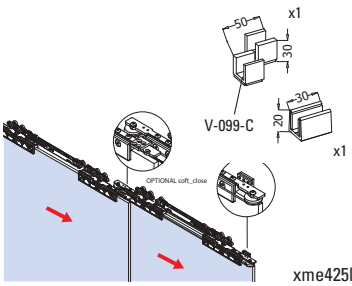

xme425lm

V-1836

- Kit morsetti trascinamento Sincro con fune 3 ante scorrevoli compreso di guide a pavimento V-012 e V-099-C
- Dragging kit Sincro with cable for 3 sliding panels, including floor guides V-012 and V-099-C
- Mitnehmer kit Sincro mit Seilzug für 3 bewegliche Schiebetüren mit Bodenführungen V-012 und V-099-C

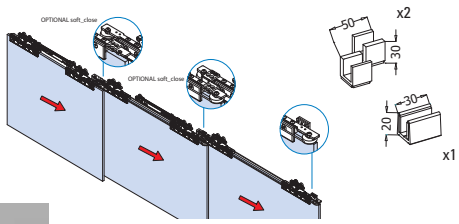

xme425pq

V-1876

- Kit morsetti trascinamento meccanico per 2 ante scorrevoli compreso di guide a pavimento V-012 e V-099-C
- Dragging kit for 2 sliding panels, including floor guides V-012 and V-099-C
- Mitnehmer kit für 2 bewegliche Schiebetüren mit Bodenführungen V-012 und V-099-C

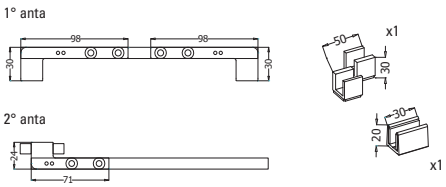

xme425t

BRIXIA SINCRO V-1820 | V-1870 | V-1825 | V-1875 | V-1830 | V-1880 | V-1835 | V-1885

COMPONENTI | COMPONENTS | EINZELTEILE

V-1886

- Kit morsetti trascinamento meccanico per 3 ante scorrevoli compreso di guide a pavimento V-012 e V-099-C
- Dragging kit for 3 sliding panels, including floor guides V-012 and V-099-C
- Mitnehmer kit für 3 bewegliche Schiebetüren mit Bodenführungen V-012 und V-099-C

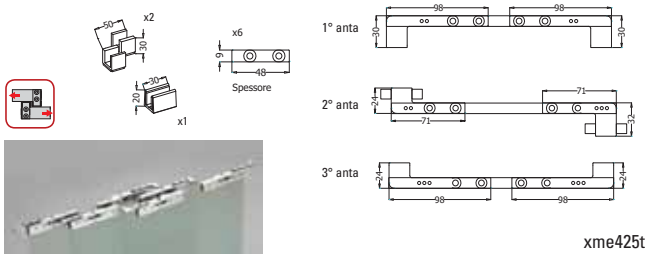

xme425t

V-1824-70 Kg

- Optional stopper Soft-close (in chiusura) per scorrevole Telescopico V-1820, V-1830
- Optional stopper with Soft-close mechanism (only closing) for sliding system Telescopic V-1820, V-1830
- Optional stopper mit Soft-close (nur in Schliessrichtung) für Telescopisch V-1820, V-1830

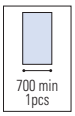

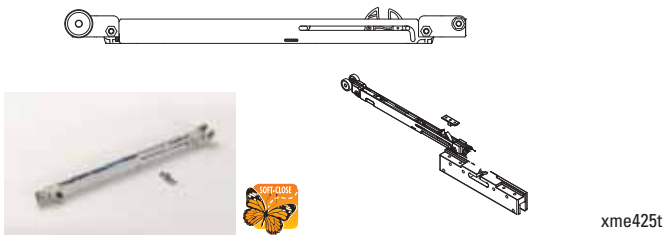

xme425t

V-1828-S

- Paio tappi finali per binario V-1820 a soffitto
- Pair endcaps for track profile V-1820 ceiling installation
- Paar Endkappe für Laufschienenprofil V-1820 Deckenmontage

AN-IXE

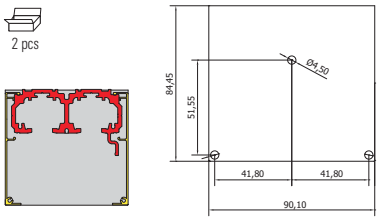

281P028

V-1828-P

- Paio tappi finali per binario V-1820 a parete
- Pair endcaps for track profile V-1820 wall installation
- Paar Endkappe für Laufschienenprofil V-1820 Wandmontage

AN-IXE

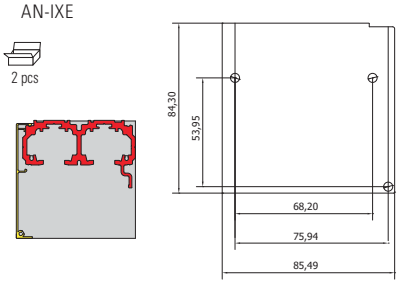

281P029

V-1828-F

- Paio tappi finali per binario V-1820 e V-1834
- Pair endcaps for track profile V-1820 and V-1834
- Paar Endkappe für Laufschienenprofil V-1820 und V-1834

AN-IXE

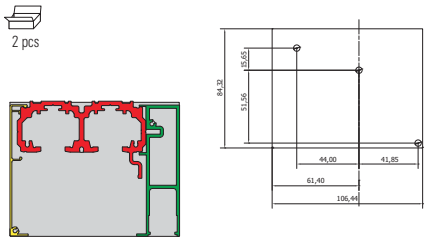

281P030

V-1838-S

- Paio tappi finali per binario V-1830 a soffitto
- Pair endcaps for track profile V-1830 ceiling installation
- Paar Endkappe für Laufschienenprofil V-1830 Deckenmontage

AN-IXE

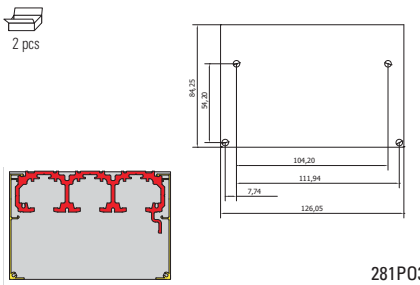

281P031

V-1838-P

- Paio tappi finali per binario V-1830 a parete
- Pair endcaps for track profile V-1830 wall installation
- Paar Endkappe für Laufschienenprofil V-1830 Wandmontage

AN-IXE

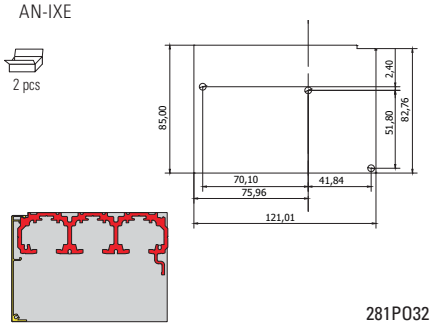

281P032

V-1839

- Paio tappi finali per binario V-1830 e V-1834
- Pair endcaps for track profile V-1830 and V-1834
- Paar Endkappe für Laufschienenprofil V-1830 und V-1834

AN-IXE

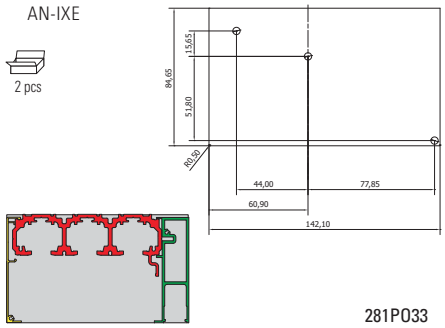

281P033

V-090-T

- Pinza
- Clamp
- Klemmschuh

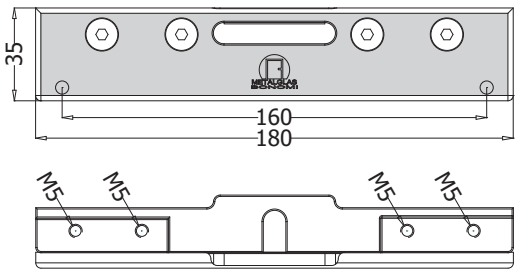

V-1817

- Kit spessori vetro OPTIONAL 12 - 12,7 - 13,5
- Kit spacers for glass thickness OPTIONAL 12 - 12,7 - 13,5
- Kit Distanzscheiben für Glasdicke OPTIONAL 12 - 12,7 - 13,5

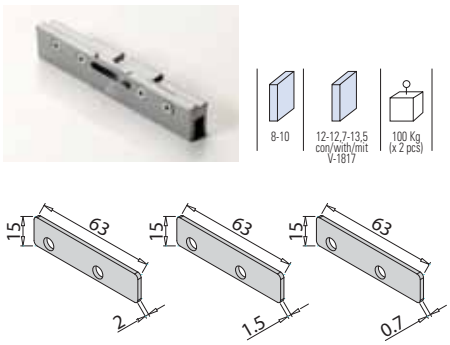

xme425t

BRIXIA SINCRO V-1820 | V-1870 | V-1825 | V-1875 | V-1830 | V-1880 | V-1835 | V-1885

COMPONENTI | COMPONENTS | EINZELTEILE

V-1816

- Carrello Brixia Heavy
- Carrier Brixia Heavy
- Laufwagen Brixia Heavy

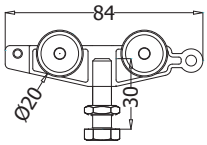

V-1817

- Stoppers Brixia

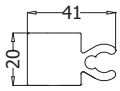

xme425t

V-099-C DX | V-099-C SX

- Doppia guida a pavimento destra o sinistra
- Double floor guide right or left
- Doppel Bodenführung rechts oder links

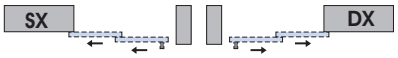

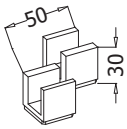

xme425t

V-1822

- 1 pezzo staffa per fissaggio a parete, (circa 1 pz ogni 400mm).
- 1 pcs bracket for wall installation (about 1 pcs each 400mm)
- 1 Stück Winkelverbinder für Wandmontage (1 Stück je ca. 400mm)

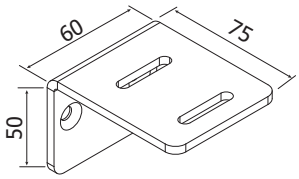

281P040

V-1825

- 1 pezzo staffa per fissaggio a parete, (circa 1 pz ogni 400mm).
- 1 pcs bracket for wall installation (about 1 pcs each 400mm)
- 1 Stück Winkelverbinder für Wandmontage (1 Stück je ca. 400mm)

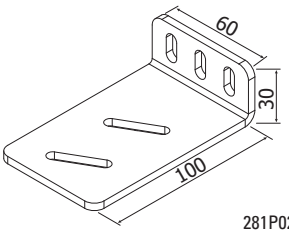

281P021

V-1837

- 1 pezzo staffa per fissaggio a parete, (circa 1 pz ogni 400mm).
- 1 pcs bracket for wall installation (about 1 pcs each 400mm)
- 1 Stück Winkelverbinder für Wandmontage (1 Stück je ca. 400mm)

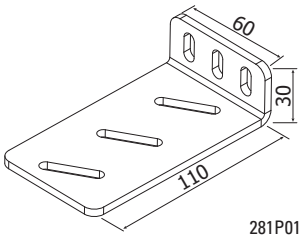

281P019

V-1835

- 1 pezzo staffa per fissaggio a parete, (circa 1 pz ogni 400mm).
- 1 pcs bracket for wall installation (about 1 pcs each 400mm)
- 1 Stück Winkelverbinder für Wandmontage (1 Stück je ca. 400mm)

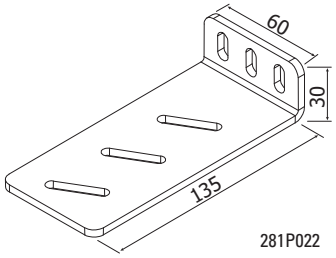

281P022

BRIXIA SINCRO

▶ 76

INVISIBILE DOPPIO TELESCOPICO

V-7200

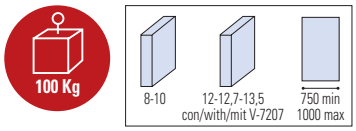

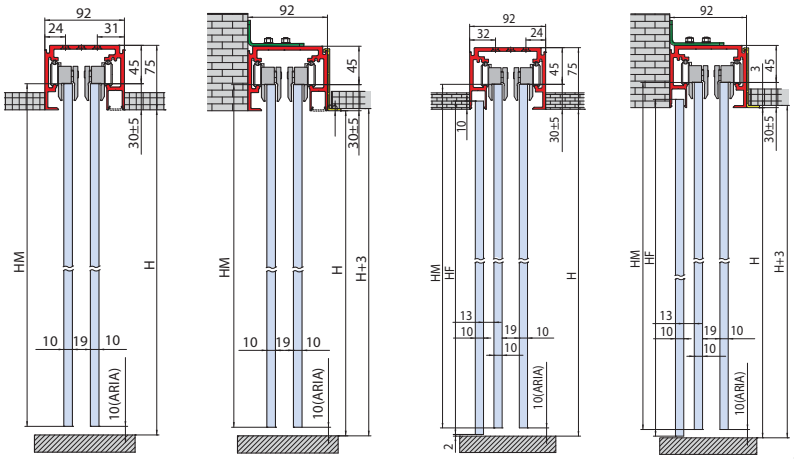

HM = H + 30 - 10

HM = H + 30 - 10

HM = H + 30 - 10
HF = H + 10 - 2

HM = H + 30 - 10
HF = H + 10 - 2

Le formule per la "larghezza vetri" sono uguali, sia per il sistema invisibile che per il sistema "a vista"; cambiano solo le formule per l'altezza.
Calculations for "glass width" are the same for invisible or visible installation.
Die Berechnungen der "Glasbreite" sind für sichtbare und unsichtbare Befestigungen der Laufschiene gleich.

V-7200 SET 1

- Sistema per 2 ante scorrevoli telescopiche con possibilità di vetro fisso, con kit di trascinamento, fissaggio a soffitto
- Telescopic sliding door system 2-ways and optional fixed panel, with dragging mechanism, ceiling installation
- Teleskopisches Schiebetürsystem 2-läufig mit optional Seitenteil, mit Mitnehmer Kit, Deckenmontage

V-7200 SET 2

- Sistema per 2 ante scorrevoli telescopiche con possibilità di vetro fisso, con kit di trascinamento, fissaggio a parete
- Telescopic sliding door system 2-ways and optional fixed panel, with dragging mechanism, wall installation
- Teleskopisches Schiebetürsystem 2-läufig mit optional Seitenteil, mit Mitnehmer Kit, Wandmontage

V-7200 SET 1 (Soffitto | Ceiling | Decke)
V-7200 SET 2 (Parete | Wall | Wand)

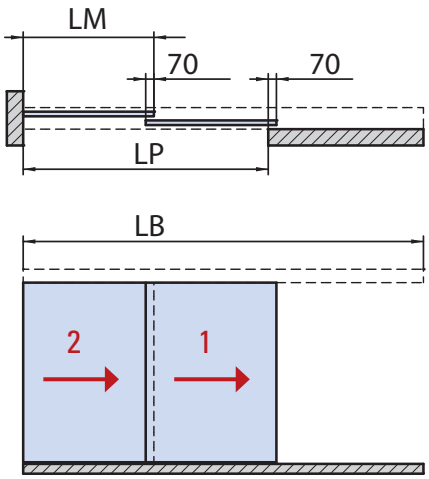

LB = LP + LM + 150
LM = (LP + 140) / 2

V-7200 SET 1 (Soffitto | Ceiling | Decke)
V-7200 SET 2 (Parete | Wall | Wand)
Con vetro fisso | With fixed panel | Mit Seitenteil

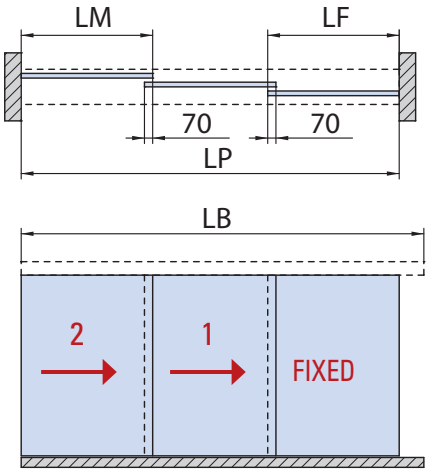

LB = LP
LM = LF = (LP + 140) / 3

COMPONENTI | COMPONENTS | EINZELTEILE ► 86

V-7200

V-7202 100 Kg

V-7206
Kit trascinamento
Dragging kit
Mitnehmer Kit

V-012-INS

V-7005

"A VISTA"

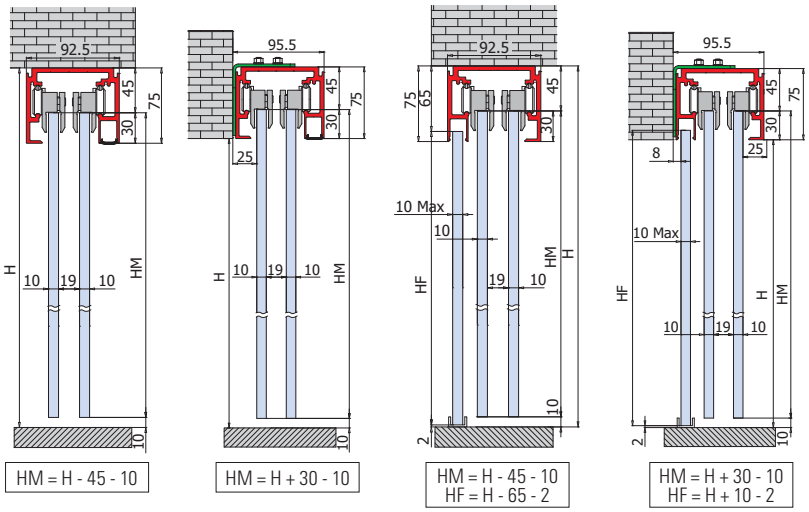

V-7200 SET 5

- Sistema per 2 ante scorrevoli telescopiche "libere", fissaggio a soffitto
- Telescopic sliding door system 2-ways, for free movable panels, ceiling installation
- Teleskopisches Schiebetürsystem 2-läufig, frei bewegliche, gegenläufige Ganzglasschiebetüren, Deckenmontage

V-7200 SET 5 (Soffitto | Ceiling | Decke)

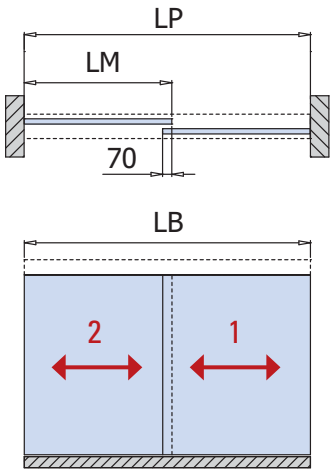

LB = LP
LM = (LP + 70) / 2

xla325d / xla325c / xme267

Cod.	Fin. | Fin. Oberf.	V-7200 SET 1 FIX	V-7200 SET 1-MIS	V-7200 SET 2 FIX	V-7200 SET 2-MIS	V-7200 SET 5 FIX	V-7200 SET 5-MIS
V-7200 LB = 2000 LB = 3000 LB = 4000 LB = 6000	AN	1	-	1	-	1	-
V-7200-MIS L = 1500 → 6000	AN	-	1	-	1	-	1
V-7202	-	1	1	1	1	1	1
V-7206	-	1	1	-	1	-	-
V-7005 Staffa | Bracket | Winkelverbinder	-	-	-	1 x 400 mm	1 x 400 mm	-	-
V-012-INS	AN	-	-	-	-	2	2
V-7201 Tappi | Endcaps | Endkappe	AN	-	-	1	1	-	-

INVISIBILE DOPPIO TELESCOPICO V-7200

COMPONENTI | COMPONENTS | EINZELTEILE

V-7200

- Binario telescopico"Invisibile doppio"
- Telescopic track profile "Invisibile doppio"
- Laufschiene Teleskopisch"Invisibile doppio"

AN

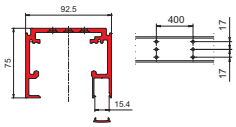

V-7006-CF2

- Profilo per V-7200 con appoggio per controsoffitto.
- Profile for V-7200 with support for suspended ceiling.
- Profil für V-7200 mit Auflage für Abgehängter Decke .

AN

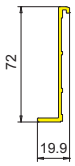

xfb-070

V-7202

- Set accessori per 2 ante scorrevoli "Invisibile doppio": 4 carrelli morsetti per vetro 8-10 mm, 4 stopper.
- Accessory set for 2 "Invisibile doppio" sliding panels: 4 roller carriers for glass 8-10 mm, 4 endstops.
- Zubehör Set für 2 "Invisibile doppio" Schiebetüren: 4 klemm-Laufwagen für Glas 8-10 mm, 4 Stopper.

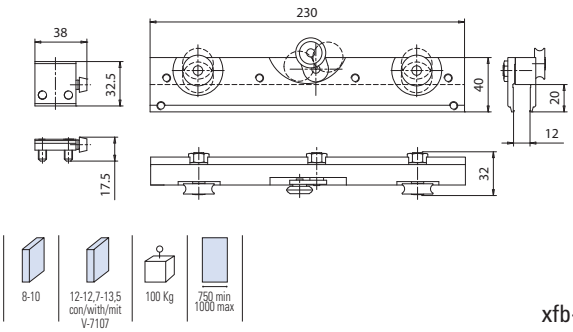

xfb-070

V-7206

- Kit morsetti trascinamento meccanico per 2 ante scorrevoli compreso di guide a pavimento V-012 e guida doppia V-099-B.
- Dragging kit for 2 sliding panel, including floor guides V-012 and double floor guide V-099-B.
- Mitnehmer Set für 2 bewegliche Schiebetüren mit Bodenführungen V-012 und V-099-B.

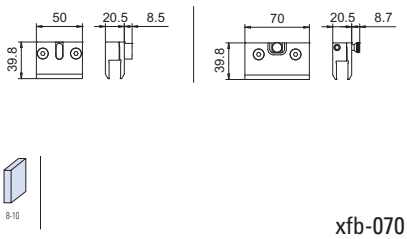

xfb-070

V-7005

- Staffa per fissaggio a parete (circa 1 pezzo ogni 400 mm)
- Bracket for wall installation (about 1 pieces each 400 mm)
- Stück Winkelprofil für Wandmontage (1 Stück je ca. 400 mm)

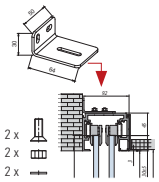

xfb-070

V-7009

- Staffa per fissaggio a parete, applicazione "a vista" (circa 1 pezzo ogni 400 mm)
- Bracket for wall installation, "visible" installation (about 1 pieces each 400 mm)
- Stück Winkelprofil für Wand-montage, "sichtbare Installation (1 Stück je ca. 400 mm)

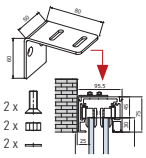

xfb-070 / xla325b

V-7201

- Paio tappi finali in alluminio per guida di scorrimento V-7200.
- Pair aluminium endcaps for track profile V-7200.
- Paar Endkappen aus Aluminium für Laufschiene V-7200.

AN

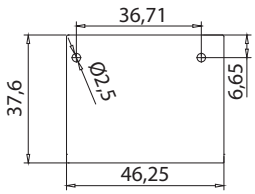

xfb-070

V-7207

- Set per spessori vetro 12 - 12,7 - 13,5 (per 2 pinze V-7202).
- Set spacers for glass thickness 12 - 12,7 - 13,5 (for 2 clamps V-7202).
- Set distanzscheiben für Glasdicke 12 - 12,7 - 13,5 (für 2 Klemm-Lauwagen V-7202).



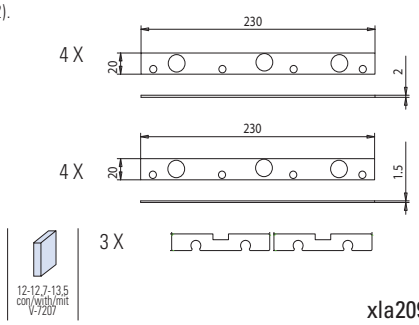

xla209b

V-2014

- Canalina per vetro fisso escluso guarnizioni.
- U channel for fixed panel, gaskets not included.
- U Profil für Seitenteil Dichtungen nicht inkl.

AN

Cod.	Fin.|Fin.|Oberf.
V-2014-2000 mm	AN
V-2014-3000 mm	AN
V-2014-6000 mm	AN

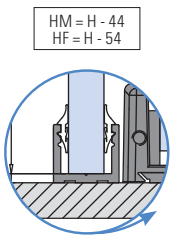

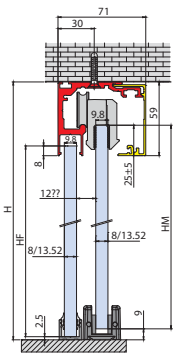

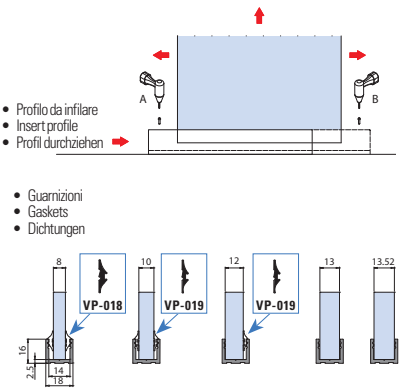



FB044-E

INVISIBILE DOPPIO TELESCOPICO
V7200
► 84

INVISIBILE TELESCOPICO SINCRO

V-7300

TRASCINAMENTO SINCRO CON CINGHIA
SINCRO DRAGGING SYSTEM WITH TOOTHED BELT
SINCRO MITNEHMER KIT MIT ZAHNRIEMEN

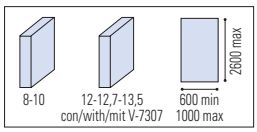

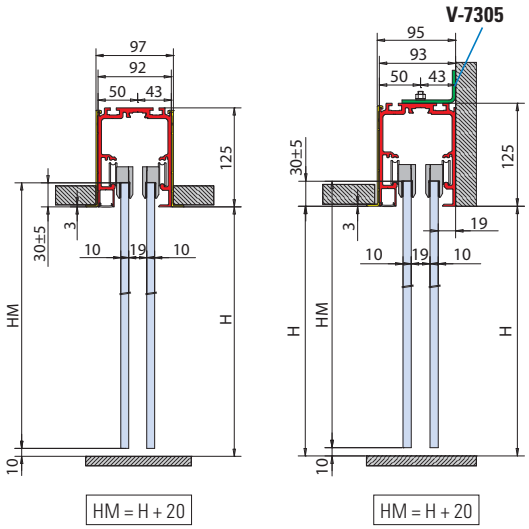

V-7300 SET 1

- Sistema per 2 ante scorrevoli telescopiche con possibilità di vetro fisso, con kit di trascinamento, fissaggio a soffitto
- Telescopic sliding door system 2-ways and optional fixed panel, with dragging mechanism, ceiling installation
- Teleskopisches Schiebetürsystem 2-läufig mit optional Seitenteil, mit Mitnehmer Kit, Deckenmontage

V-7300 SET 2

- Sistema per 2 ante scorrevoli telescopiche con possibilità di vetro fisso, con kit di trascinamento, fissaggio a parete
- Telescopic sliding door system 2-ways and optional fixed panel, with dragging mechanism, wall installation
- Teleskopisches Schiebetürsystem 2-läufig mit optional Seitenteil, mit Mitnehmer Kit, Wandmontage

V-7300 SET 1 (Soffitto | Ceiling | Decke)
V-7300 SET 2 (Parete | Wall | Wand)

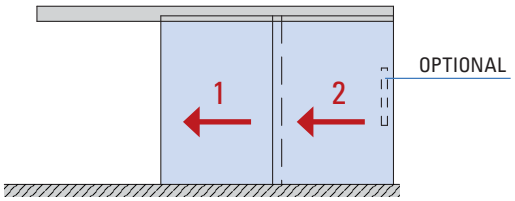

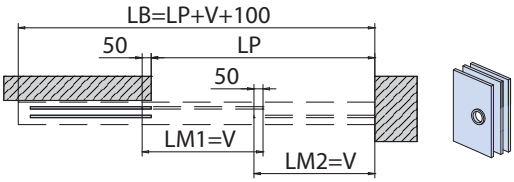

V = (LP + 100) / 2

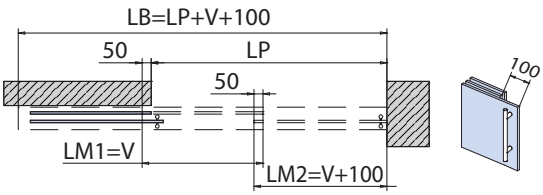

V = LP / 2

COMPONENTI | COMPONENTS | EINZELTEILE ▶ 90

V-7300

V-7202

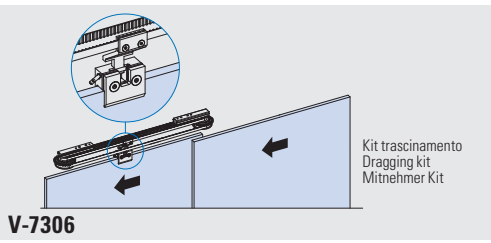

V-7306

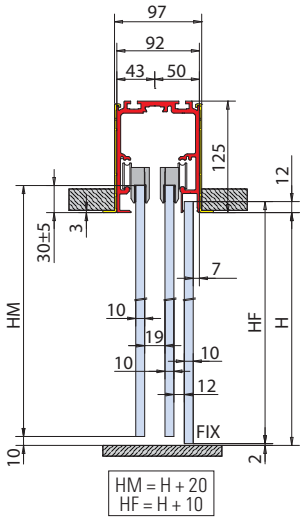

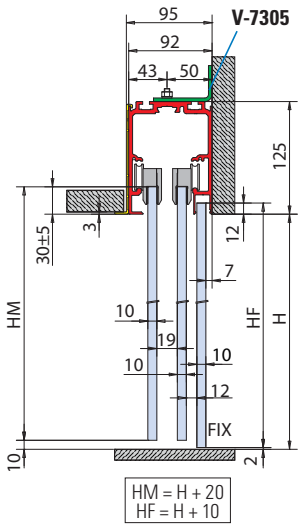

V-7300 SET 1 (Soffitto | Ceiling | Decke)
V-7300 SET 2 (Parete | Wall | Wand)
Con vetro fisso | With fixed panel | Mit Seitenteil

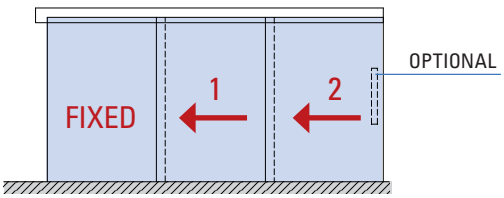

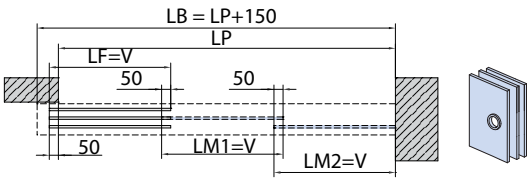

V = (LP + 150) / 3

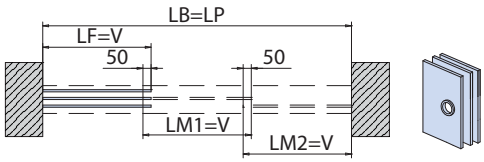

V = (LP + 100) / 3

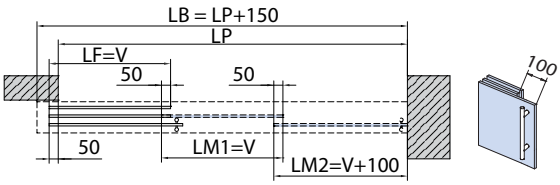

V = (LP + 50) / 3

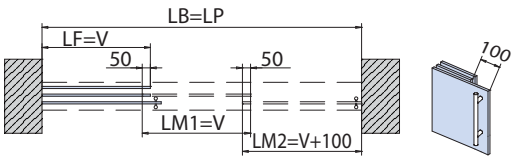

V = LP / 3

xla350 / xla369b

Cod.	Fin. | Fin. | Oberf.	V-7300 SET 1 FIX	V-7300 SET 1-MIS	V-7300 SET 2 FIX	V-7300 SET 2-MIS
V-7300 LB=2000 LB=3000 LB=4000 LB=6000	AN	1	-	1	-
V-7300-MIS L = 1500→6000	AN	-	1	-	1
V-7202	-	1	1	1	1
V-7306	-	1	1	1	1
V-7305 Staffa | Bracket | Winkelverbinder **(OPTIONAL)**		-	-	(1 x 400 mm)	(1 x 400 mm)

INVISIBILE TELESCOPICO SINCRO

COMPONENTI | COMPONENTS | EINZELTEILE

V-7300

- Binario telescopico Invisibile per 2 ante scorrevoli con vetro fisso laterale
- Telescpic track profile Invisibile for sliding panels and fixed side panel
- Laufschiene Teleskopisch Invisibile für Schiebetüren und Seitenteil

AN



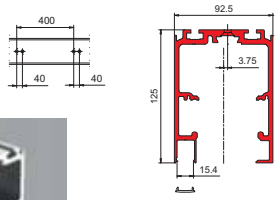

xfb-071

V-7202

- Set accessori per 2 ante scorrevoli "Invisibile doppio": 4 carrelli morsetti per vetro 8-10 mm, 4 stopper.
- Accessory set for 2 "Invisibile doppio" sliding panels: 4 roller carriers for glass 8-10 mm, 4 endstops.
- Zubehör Set für 2 "Invisibile doppio" Schiebetüren: 4 klemm-Laufwagen für Glas 8-10 mm, 4 Stopper.

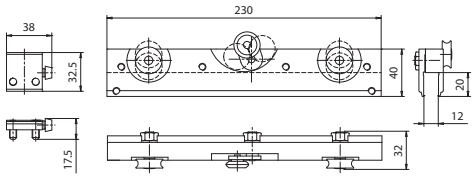

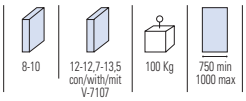

xfb-071

V-7306

- Kit morsetti trascinamento 2 ante scorrevoli compreso di guide a pavimento V-012-B e V-099-C
- Dragging kit for 2 sliding panel, with floor guides V-012-B and V-099-C
- Mitnehmer Kit für 2 bewegliche Schiebetüren mit Bodenführungen V-012-B und V-099-C

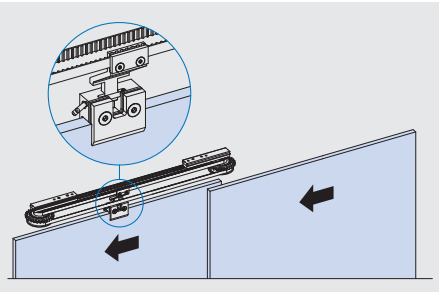

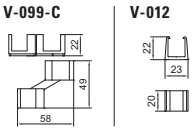

xla-369d / xfb-071

V-099-C DX | V-099-C SX

- Doppia guida a pavimento destra o sinistra
- Double floor guide right or left
- Doppel Bodenführung rechts oder links

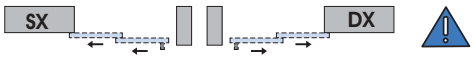

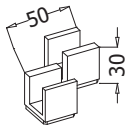

xme425t

V-7307

- Set per spessori vetro 12 - 12,7 - 13,5 (per 2 pinze V-7202).
- Set spacers for glass thickness 12 - 12,7 - 13,5 (for 2 clamps V-7202).
- Set distanzscheiben für Glasdicke 12 - 12,7 - 13,5 (für 2 Klemm-Lauwagen V-7202).

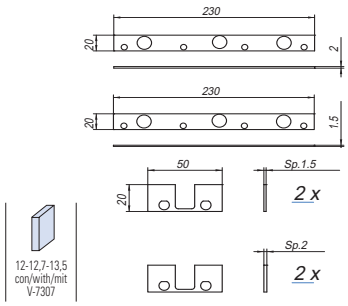

xla-369d

V-2015

- Canalina per vetro fisso (non compresa nel V-2000) - sfusa, compresa di guarnizioni.
- U-channel for fixed panel(not included in V-2000) - complete with gaskets.
- U-profil mit Dichtungen für Seitenteil (nicht enthalten in V-2000) Oberfläche: ev1.

AN

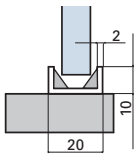

Cod.	Fin.|Fin.|Oberf.
V-2015-2000 mm	AN
V-2015-3000 mm	AN
V-2015-6000 mm	AN

V-2015

V-2014

- Canalina per vetro fisso escluso guarnizioni.
- U channel for fixed panel, gaskets not included.
- U Profil für Seitenteil Dichtungen nicht inkl.

AN

Cod.	Fin.|Fin.|Oberf.
V-2014-2000 mm	AN
V-2014-3000 mm	AN
V-2014-6000 mm	AN

HM = H - 44
HF = H - 54

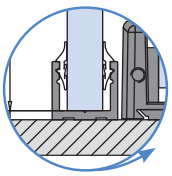

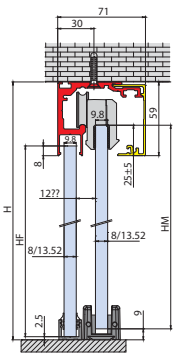

- Profilo da infilare
- Insert profile
- Profil durchziehen

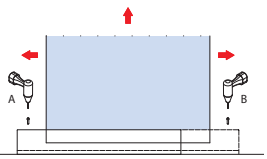

- Guarnizioni
- Gaskets
- Dichtungen

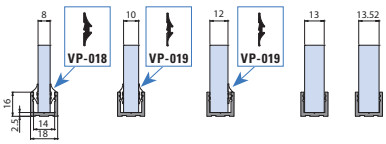



FB044-E



INVISIBILE TELESCOPICO SINCRO

V7300

► 88

EASY FRAME TELESCOPICO SINCRO

PO-220

TRASCINAMENTO SINCRO CON CINGHIA
SINCRO DRAGGING SYSTEM WITH TOOTHED BELT
SINCRO MITNEHMER KIT MIT ZAHNRIEMEN

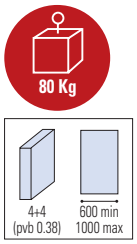

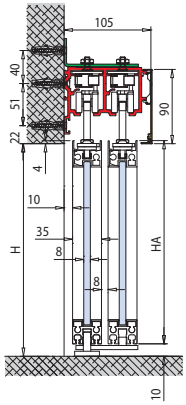

HA = H - 6

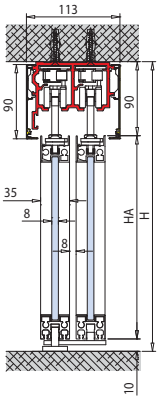

HA = H - 100

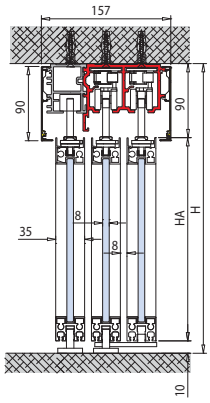

HA = H - 100

PO-220 SET 1

- Sistema per 2 ante scorrevoli intelaiate telescopiche con kit di trascinamento Sincro, fissaggio a soffitto
- Telescopic sliding door system 2-ways with Sincro dragging mechanism, ceiling installation
- Teleskopisches Schiebetürsystem 2-läufig mit Sincro Mitnehmer Kit, Deckenmontage

PO-220 SET 2

- Sistema per 2 ante scorrevoli intelaiate telescopiche con kit di trascinamento Sincro, fissaggio a parete
- Telescopic sliding door system 2-ways with Sincro dragging mechanism, wall installation
- Teleskopisches Schiebetürsystem 2-läufig mit Sincro Mitnehmer Kit, Wandmontage

PO-220 SET 1
(Soffitto | Ceiling | Decke)
PO-220 SET 2
(Parete | Wall | Wand)

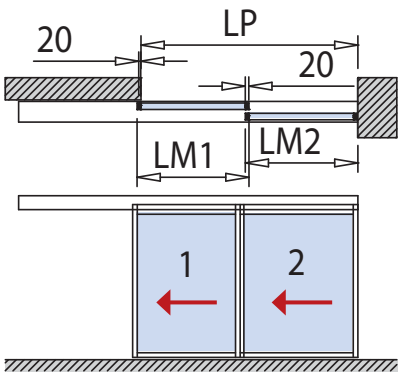

LA = (LP + 40) / 2

PO-225 SET 1

- Sistema per 2 ante scorrevoli intelaiate telescopiche e vetro fisso, con kit di trascinamento Sincro, fissaggio a soffitto
- Telescopic sliding door system 2-ways and fixed panel, with Sincro dragging mechanism, ceiling installation
- Teleskopisches Schiebetürsystem 2-läufig mit Seitenteil, mit Sincro Mitnehmer Kit, Deckenmontage

PO-225 SET 1
(Soffitto | Ceiling | Decke)

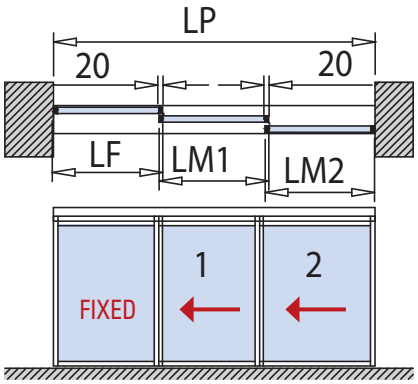

LA = (LP + 40) / 3

- Con ante intelaiate
- With aluminium panels
- Aluminium Flügelrahmen

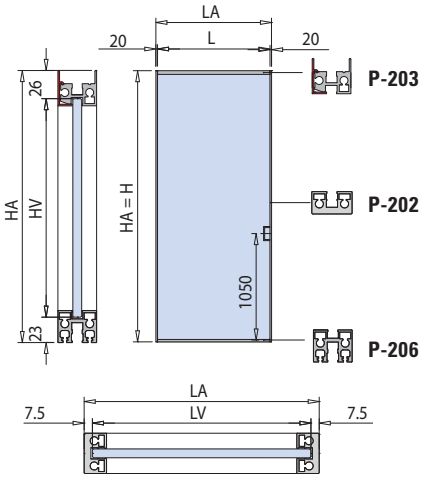

HV = HA - 49
LV = LA - 15

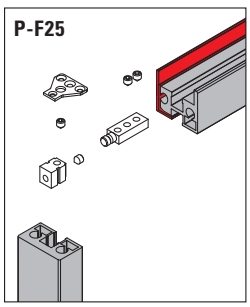

xme353

COMPONENTI | COMPONENTS | EINZELTEILE

PA-238 OPTIONAL

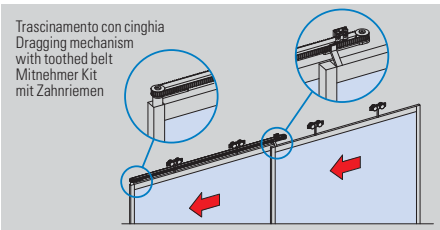

EASY FRAME TELESCOPICO

PO-230

TRASCINAMENTO MECCANICO
MECHANICAL DRAGGING SYSTEM
MIT MECHANISCHEM MITNEHMER

80 Kg

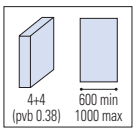

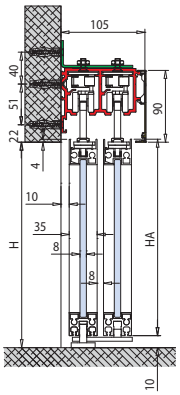

HA = H - 6

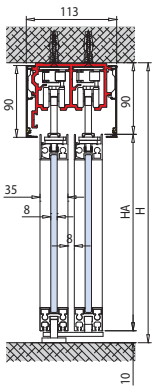

HA = H - 100

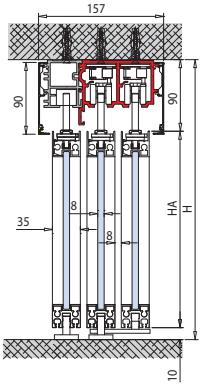

HA = H - 100

PO-230 SET 1

- Sistema per 2 ante scorrevoli intelaiate telescopiche con kit di trascinamento Sincro, fissaggio a soffitto
- Telescopic sliding door system 2-ways with Sincro dragging mechanism, ceiling installation
- Teleskopisches Schiebetürsystem 2-läufig mit Sincro Mitnehmer Kit, Deckenmontage

PO-230 SET 2

- Sistema per 2 ante scorrevoli intelaiate telescopiche con kit di trascinamento Sincro, fissaggio a parete
- Telescopic sliding door system 2-ways with Sincro dragging mechanism, wall installation
- Teleskopisches Schiebetürsystem 2-läufig mit Sincro Mitnehmer Kit, Wandmontage

PO-230 SET 1
(Soffitto | Ceiling | Decke)
PO-230 SET 2
(Parete | Wall | Wand)

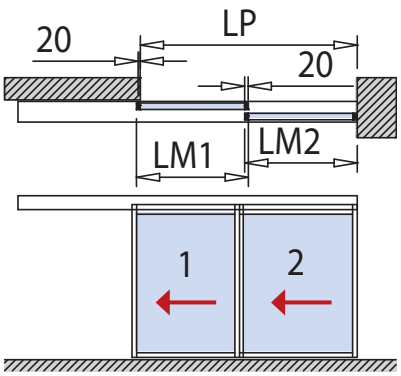

LA = (LP + 40) / 2

PO-235 SET 1

- Sistema per 2 ante scorrevoli intelaiate telescopiche e vetro fisso, con kit di trascinamento Sincro, fissaggio a soffitto
- Telescopic sliding door system 2-ways and fixed panel, with Sincro dragging mechanism, ceiling installation
- Teleskopisches Schiebetürsystem 2-läufig mit Seitenteil, mit Sincro Mitnehmer Kit, Deckenmontage

PO-235 SET 1
(Soffitto | Ceiling | Decke)

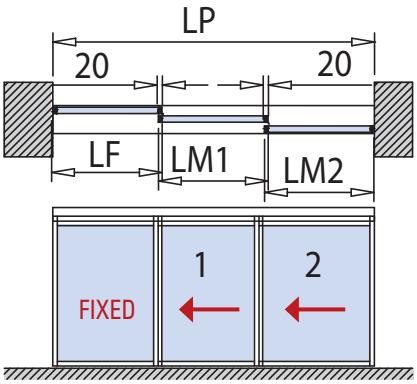

LA = (LP + 40) / 3

- Con ante intelaiate
- With aluminium panels
- Aluminium Flügelrahmen

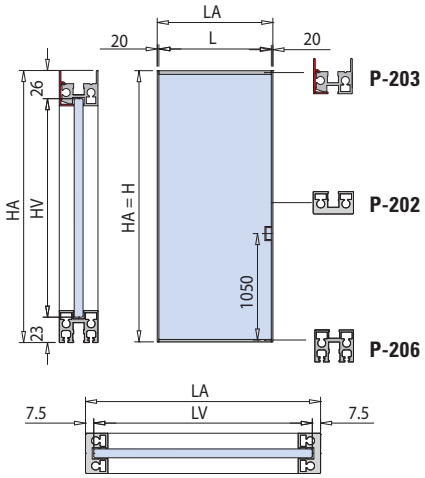

HV = HA - 49
LV = LA - 15

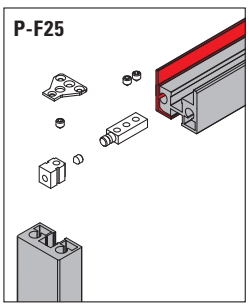

xme354

COMPONENTI | COMPONENTS | EINZELTEILE

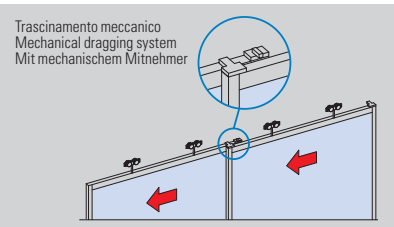

TELESCOPICO SINCRO 2 VIE

V-2200

TRASCINAMENTO SINCRO CON CINGHIA
SINCRO DRAGGING SYSTEM WITH TOOTHED BELT
SINCRO MITNEHMER KIT MIT ZAHNRIEMEN

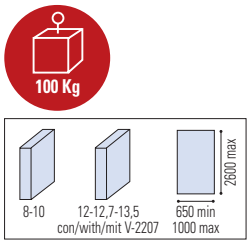

V-2200 SET 1

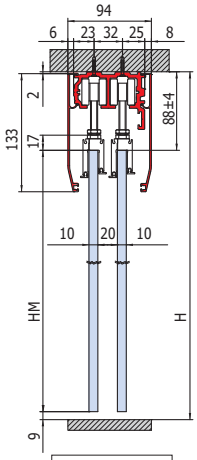

HM = H - 97

V-2200 SET 2

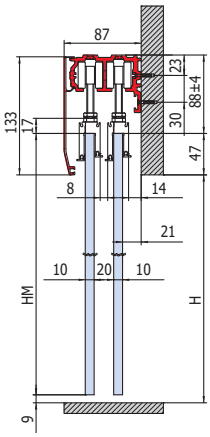

HM = H + 38

V-2200 SET 1

- Sistema per 2 ante scorrevoli telescopiche con kit di trascinamento Sincro, fissaggio a soffitto
- Telescopic sliding door system 2-ways with Sincro dragging mechanism, ceiling installation
- Teleskopisches Schiebetürsystem 2-läufig mit Sincro Mitnehmer Kit, Deckenmontage

V-2200 SET 1
(Soffitto | Ceiling | Decke)
V-2200 SET 2
(Parete | Wall | Wand)

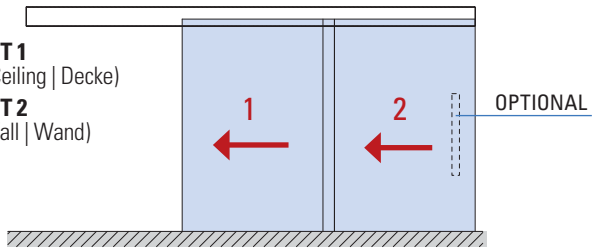

V-2200 SET 2

- Sistema per 2 ante scorrevoli telescopiche con kit di trascinamento Sincro, fissaggio a parete
- Telescopic sliding door system 2-ways with Sincro dragging mechanism, wall installation
- Teleskopisches Schiebetürsystem 2-läufig mit Sincro Mitnehmer Kit, Wandmontage

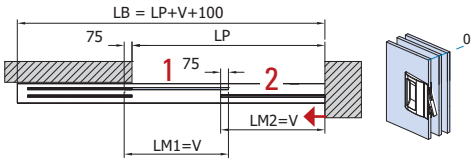

V = (LP + 150) / 2

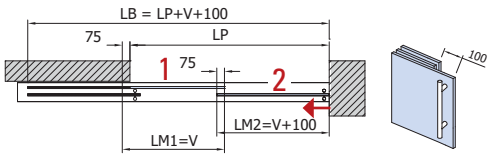

V = (LP + 50) / 2

xla322 / xme228 / xme228-A

COMPONENTI | COMPONENTS | EINZELTEILE ▶ 100-101-102



Cod.		Fin. | Fin. | Oberf.	V-2200 SET 1 FIX	V-2200 SET 1-MIS	V-2200 SET 2 FIX	V-2200 SET 2-MIS
V-2200	L=2000 L=3000 L=4000 L=6000	-	1	-	1	-
V-2200-MIS	L = 1500→6000	-	-	1	-	1
V-2101	L=2000 L=3000 L=4000 L=6000	AN / IXE	2	-	1	-
V-2101-MIS	L = 1500→6000	AN / IXE	-	2	-	1
V-2203		-	1	1	1	1
V-2206		-	1	1	1	1
V-2204 Soft-close **(OPTIONAL)**		-	(1)	(1)	(1)	(1)
V-2208-P Tappo per parete | Endcap for wall | Endkappe für Wand		AN	-	-	1	1
V-2208-S Tappo per soffitto | Endcap for ceiling | Endkappe für Decke		AN	1	1	-	-

TELESCOPICO SINCRO 2 VIE+FISSO

V-2250

TRASCINAMENTO SINCRO CON CINGHIA
SINCRO DRAGGING SYSTEM WITH TOOTHED BELT
SINCRO MITNEHMER KIT MIT ZAHNRIEMEN

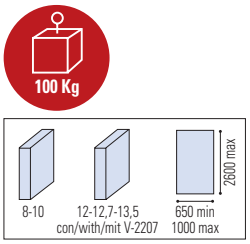

V-2250 SET 1

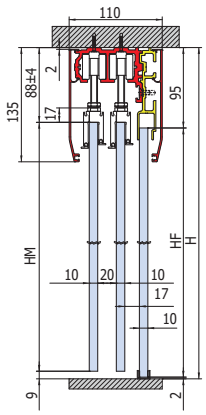

HM = H - 97
HF = H - 97

V-2250 SET 2

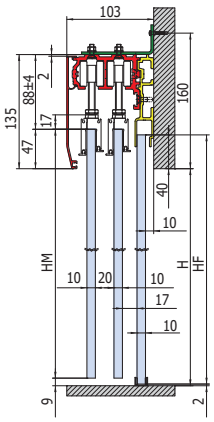

HM = H + 38
HF = H + 38

V-2250 SET 1

- Sistema per 2 ante scorrevoli telescopiche e vetro fisso, con kit di trascinamento Sincro, fissaggio a soffitto
- Telescopic sliding door system 2-ways and fixed panel, with Sincro dragging mechanism, ceiling installation
- Teleskopisches Schiebetürsystem 2-läufig mit Seitenteil, mit Sincro Mitnehmer Kit, Deckenmontage

V-2250 SET 2

- Sistema per 2 ante scorrevoli telescopiche e vetro fisso, con kit di trascinamento Sincro, fissaggio a parete
- Telescopic sliding door system 2-ways and fixed panel, with Sincro dragging mechanism, wall installation
- Teleskopisches Schiebetürsystem 2-läufig mit Seitenteil, mit Sincro Mitnehmer Kit, Wandmontage

V-2250 SET 1
(Soffitto | Ceiling | Decke)
V-2250 SET 2
(Parete | Wall | Wand)

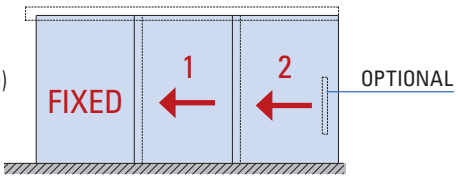

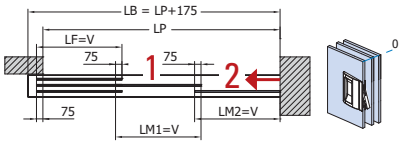

V = (LP + 225) / 3

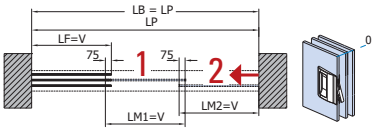

V = (LP + 150) / 3

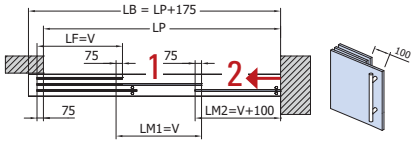

V = (LP + 125) / 3

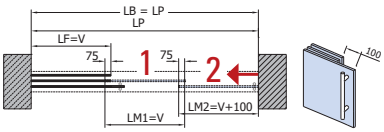

V = (LP + 50) / 3

xla322 / xme228-A / xme228-B

COMPONENTI | COMPONENTS | EINZELTEILE ► 100-101-102



V-2200+V-2104

V-2203+V-2206

V-2204 OPTIONAL In chiusura Only closing Nur in Schließrichtung

Cod.		Fin. | Fin. | Oberf.	V-2250 SET 1 FIX	V-2250 SET 1-MIS	V-2250 SET 2 FIX	V-2250 SET 2-MIS
V-2200	L=2000 L=3000 L=4000 L=6000	-	1	-	1	-
V-2200-MIS	L = 1500→6000	-	-	1	-	1
V-2101	L=2000 L=3000 L=4000 L=6000	AN / IXE	2	-	1	-
V-2101-MIS	L = 1500→6000	AN / IXE	-	2	-	1
V-2104	L=2000 L=3000 L=4000 L=6000	-	1	-	1	-
V-2104-MIS	L = 1500→6000	-	-	1	-	1
V-2203		-	1	1	1	1
V-2206		-	1	1	1	1
V-2205		-	-	-	1 x 400 mm	1 x 400 mm
V-2204 Soft-close **(OPTIONAL)**		-	(1)	(1)	(1)	(1)
V-2209-P Tappo per parete | Endcap for wall | Endkappe für Wand		AN	-	-	1	1
V-2209-S Tappo per soffitto | Endcap for ceiling | Endkappe für Decke		AN	1	1	-	-

TELESCOPICO SINCRO 3 VIE

V-2300

TRASCINAMENTO SINCRO CON CINGHIA
SINCRO DRAGGING SYSTEM WITH TOOTHED BELT
SINCRO MITNEHMER KIT MIT ZAHNRIEMEN

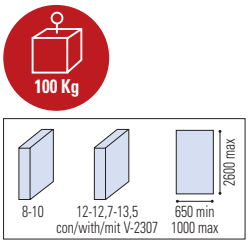

V-2300 SET 1

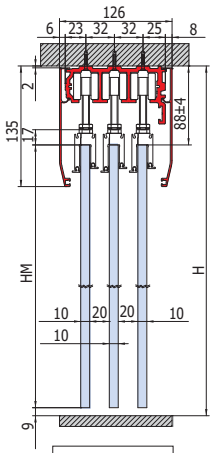

HM = H - 97

V-2300 SET 2

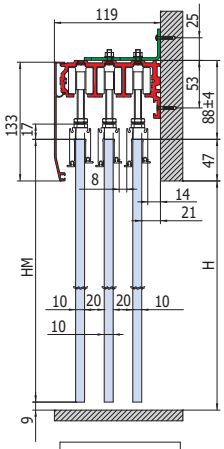

HM = H + 38

V-2300 SET 1

- Sistema per 3 ante scorrevoli telescopiche con kit di trascinamento Sincro, fissaggio a soffitto
- Telescopic sliding door system 3-ways with Sincro dragging mechanism, ceiling installation
- Teleskopisches Schiebetürsystem 3-läufig mit Sincro Mitnehmer Kit, Deckenmontage

V-2300 SET 2

- Sistema per 3 ante scorrevoli telescopiche con kit di trascinamento Sincro, fissaggio a parete
- Telescopic sliding door system 3-ways with Sincro dragging mechanism, wall installation
- Teleskopisches Schiebetürsystem 3-läufig mit Sincro Mitnehmer Kit, Wandmontage

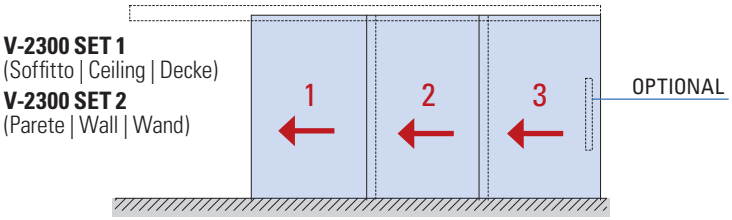

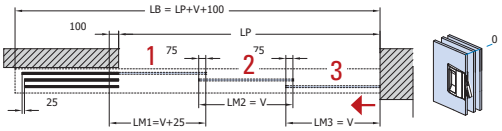

V = (LP + 225) / 3

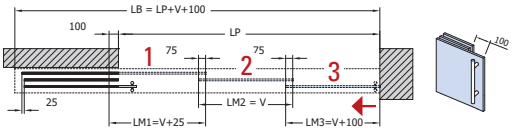

V = (LP + 125) / 3

xla323 / xme227-A

COMPONENTI | COMPONENTS | EINZELTEILE ▶ 100-101-102



Cod.		Fin. | Fin. | Oberf.	V-2300 SET 1 FIX	V-2300 SET 1-MIS	V-2300 SET 2 FIX	V-2300 SET 2-MIS
V-2300	L=2000 L=3000 L=4000 L=6000	-	1	-	1	-
V-2300-MIS	L = 1500→6000	-	-	1	-	1
V-2101	L=2000 L=3000 L=4000 L=6000	AN / IXE	2	-	1	-
V-2101-MIS	L = 1500→6000	AN / IXE	-	2	-	1
V-2303		-	1	1	1	1
V-2306		-	1	1	1	1
V-2205		-	-	-	1 x 400 mm	1 x 400 mm
V-2204 Soft-close **(OPTIONAL)**		-	(1)	(1)	(1)	(1)
V-2308-P Tappo per parete | Endcap for wall | Endkappe für Wand		AN	-	-	1	1
V-2308-S Tappo per soffitto | Endcap for ceiling | Endkappe für Decke		AN	1	1	-	-

TELESCOPICO SINCRO 3 VIE+FISSO

V-2350

TRASCINAMENTO SINCRO CON CINGHIA
SINCRO DRAGGING SYSTEM WITH TOOTHED BELT
SINCRO MITNEHMER KIT MIT ZAHNRIEMEN

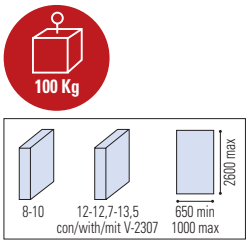

V-2350 SET 1

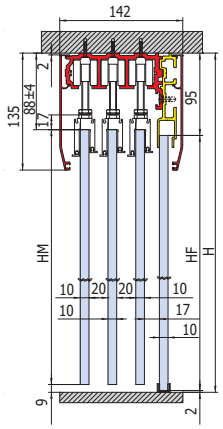

HM = H - 97
HF = H - 97

V-2350 SET 2

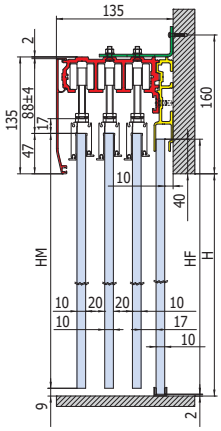

HM = H + 38
HF = H + 38

V-2350 SET 1

- Sistema per 3 ante scorrevoli telescopiche e vetro fisso, con kit di trascinamento Sincro, fissaggio a soffitto
- Telescopic sliding door system 3-ways and fixed panel, with Sincro dragging mechanism, ceiling installation
- Teleskopisches Schiebetürsystem 3-läufig mit Seitenteil, mit Sincro Mitnehmer Kit, Deckenmontage

V-2350 SET 2

- Sistema per 3 ante scorrevoli telescopiche e vetro fisso, con kit di trascinamento Sincro, fissaggio a parete
- Telescopic sliding door system 3-ways and fixed panel, with Sincro dragging mechanism, wall installation
- Teleskopisches Schiebetürsystem 3-läufig mit Seitenteil, mit Sincro Mitnehmer Kit, Wandmontage

V-2350 SET 1
(Soffitto | Ceiling | Decke)
V-2350 SET 2
(Parete | Wall | Wand)

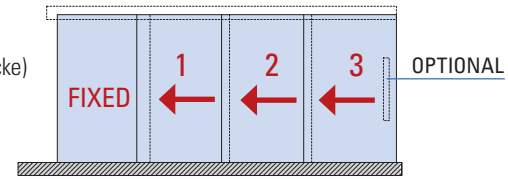

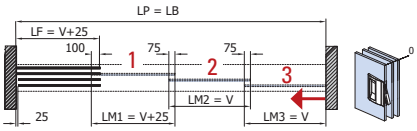

V = (LP + 200) / 4

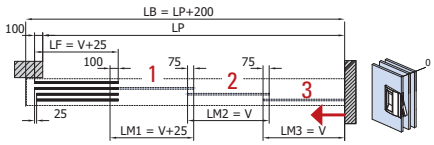

V = (LP + 300) / 4

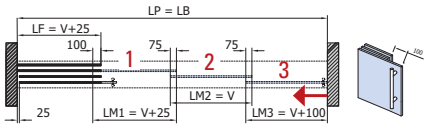

V = (LP + 100) / 4

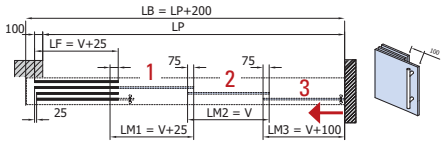

V = (LP + 200) / 4

xla323 / xme227-B

COMPONENTI | COMPONENTS | EINZELTEILE ▶ 100-101-102



V-2300+V-2104

V-2303+V-2306

V-2204 OPTIONAL

In chiusura
Only closing
Nur in Schließrichtung

Cod.		Fin. | Fin. | Oberf.	V-2350 SET 1 FIX	V-2350 SET 1-MIS	V-2350 SET 2 FIX	V-2350 SET 2-MIS
V-2300	L=2000 L=3000 L=4000 L=6000	-	1	-	1	-
V-2300-MIS	L = 1500→6000	-	-	1	-	1
V-2101	L=2000 L=3000 L=4000 L=6000	AN / IXE	2	-	1	-
V-2101-MIS	L = 1500→6000	AN / IXE	-	2	-	1
V-2104	L=2000 L=3000 L=4000 L=6000	-	1	-	1	-
V-2104-MIS	L = 1500→6000	-	-	1	-	1
V-2303		-	1	1	1	1
V-2306		-	1	1	1	1
V-2205		-	-	-	1 x 400 mm	1 x 400 mm
V-2204 Soft-close **(OPTIONAL)**		-	(1)	(1)	(1)	(1)
V-2309-P Tappo per parete | Endcap for wall | Endkappe für Wand		AN	-	-	1	1
V-2309-S Tappo per soffitto | Endcap for ceiling | Endkappe für Decke		AN	1	1	-	-

TELESCOPICO SINCRO 4 VIE

V-2400

TRASCINAMENTO SINCRO CON CINGHIA
SINCRO DRAGGING SYSTEM WITH TOOTHED BELT
SINCRO MITNEHMER KIT MIT ZAHNRIEMEN

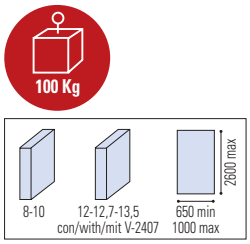

V-2400 SET 1

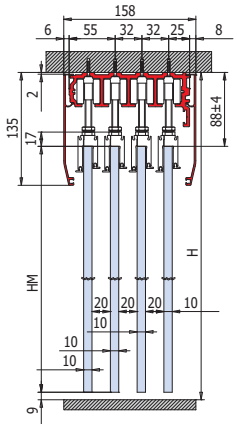

HM = H - 97

V-2400 SET 2

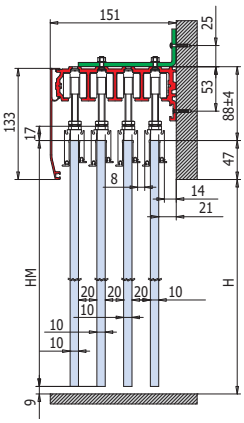

HM = H + 38

V-2400 SET 1

- Sistema per 4 ante scorrevoli telescopiche con kit di trascinamento Sincro, fissaggio a soffitto
- Telescopic sliding door system 4-ways with Sincro dragging mechanism, ceiling installation
- Teleskopisches Schiebetürsystem 4-läufig mit Sincro Mitnehmer Kit, Deckenmontage

V-2400 SET 2

- Sistema per 4 ante scorrevoli telescopiche con kit di trascinamento Sincro, fissaggio a parete
- Telescopic sliding door system 4-ways with Sincro dragging mechanism, wall installation
- Teleskopisches Schiebetürsystem 4-läufig mit Sincro Mitnehmer Kit, Wandmontage

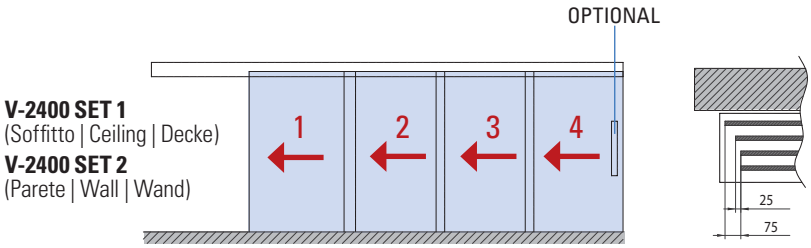

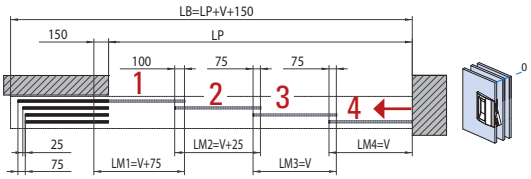

V = (LP + 300) / 4

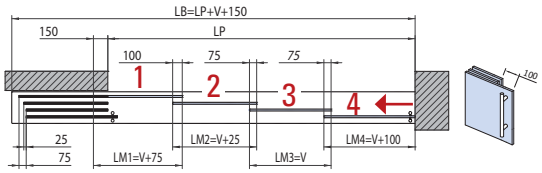

V = (LP + 200) / 4

xla335 / xla335d

COMPONENTI | COMPONENTS | EINZELTEILE ▶ 100-101-102


V-2400

V-2403

V-2204 OPTIONAL In chiusura Only closing Nur in Schließrichtung

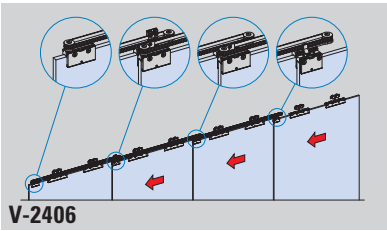
V-2406

Cod.		Fin. | Fin. | Oberf.	V-2400 SET 1 FIX	V-2400 SET 1-MIS	V-2400 SET 2 FIX	V-2400 SET 2-MIS
V-2400	L=2000 L=3000 L=4000 L=6000	-	1	-	1	-
V-2400-MIS	L = 1500→6000	-	-	1	-	1
V-2101	L=2000 L=3000 L=4000 L=6000	AN / IXE	2	-	1	-
V-2101-MIS	L = 1500→6000	AN / IXE	-	2	-	1
V-2403		-	1	1	1	1
V-2406		-	1	1	1	1
V-2405		-	-	-	1 x 400 mm	1 x 400 mm
V-2204 Soft-close **(OPTIONAL)**		-	(1)	(1)	(1)	(1)
V-2408-P Tappo per parete | Endcap for wall | Endkappe für Wand		AN	-	-	1	1
V-2408-S Tappo per soffitto | Endcap for ceiling | Endkappe für Decke		AN	1	1	-	-

TELESCOPICO SINCRO 4 VIE+FISSO

V-2450

TRASCINAMENTO SINCRO CON CINGHIA
SINCRO DRAGGING SYSTEM WITH TOOTHED BELT
SINCRO MITNEHMER KIT MIT ZAHNRIEMEN

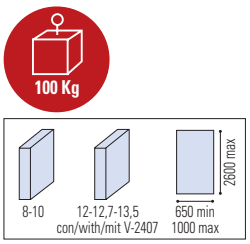

V-2450 SET 1

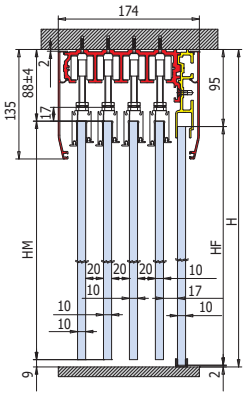

HM = H - 97
HF = H - 97

V-2450 SET 2

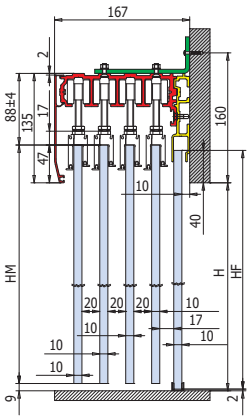

HM = H + 38
HF = H + 38

V-2450 SET 1

- Sistema per 4 ante scorrevoli telescopiche e vetro fisso, con kit di trascinamento Sincro, fissaggio a soffitto
- Telescopic sliding door system 4-ways and fixed panel, with Sincro dragging mechanism, ceiling installation
- Teleskopisches Schiebetürsystem 4-läufig mit Seitenteil, mit Sincro Mitnehmer Kit, Deckenmontage

V-2450 SET 2

- Sistema per 4 ante scorrevoli telescopiche e vetro fisso, con kit di trascinamento Sincro, fissaggio a parete
- Telescopic sliding door system 4-ways and fixed panel, with Sincro dragging mechanism, wall installation
- Teleskopisches Schiebetürsystem 4-läufig mit Seitenteil, mit Sincro Mitnehmer Kit, Wandmontage

V-2450 SET 1
(Soffitto | Ceiling | Decke)
V-2450 SET 2
(Parete | Wall | Wand)

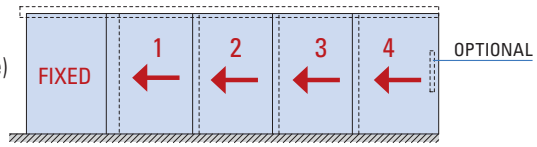

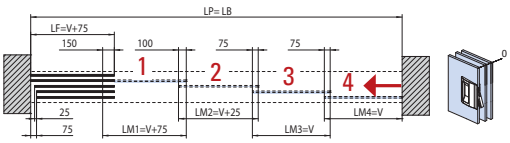

V = (LP + 225) / 5

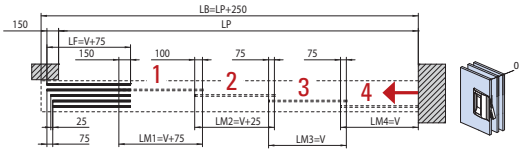

V = (LP + 375) / 5

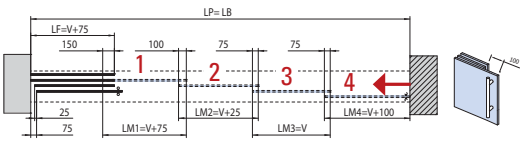

V = (LP + 125) / 5

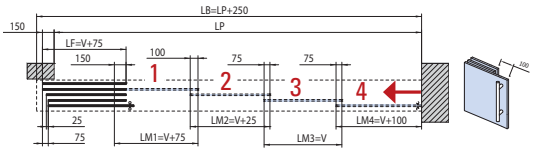

V = (LP + 275) / 5

xla335 / xla335e

COMPONENTI | COMPONENTS | EINZELTEILE ▶ 100-101-102


V-2400

V-2403

V-2204 OPTIONAL
In chiusura
Only closing
Nur in Schließrichtung

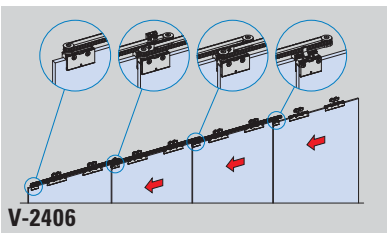
V-2406

Cod.		Fin. | Fin. | Oberf.	V-2450 SET 1 FIX	V-2450 SET 1-MIS	V-2450 SET 2 FIX	V-2450 SET 2-MIS
V-2400	L=2000 L=3000 L=4000 L=6000	-	1	-	1	-
V-2400-MIS	L = 1500→6000	-	-	1	-	1
V-2101	L=2000 L=3000 L=4000 L=6000	AN / IXE	2	-	1	-
V-2101-MIS	L = 1500→6000	AN / IXE	-	2	-	1
V-2104	L=2000 L=3000 L=4000 L=6000	-	1	-	1	-
V-2104-MIS	L = 1500→6000	-	-	1	-	1
V-2403		-	1	1	1	1
V-2406		-	1	1	1	1
V-2405		-	-	-	1 x 400 mm	1 x 400 mm
V-2204 Soft-close **(OPTIONAL)**		-	(1)	(1)	(1)	(1)
V-2409-P Tappo per parete | Endcap for wall | Endkappe für Wand		AN	-	-	1	1
V-2409-S Tappo per soffitto | Endcap for ceiling | Endkappe für Decke		AN	1	1	-	-

TELESCOPICO SINCRO

COMPONENTI | COMPONENTS | EINZELTEILE

V-2200

- Binario Telescopico 2 vie.
- Track profile Telescopic 2-ways.
- Laufschienenprofil Telescopisch 2-läufig

V-2101

- Veletta per V-2200/2250/2300/2350
- Cover profile for V-2200/2250/2300/2350
- Verkleidungsprofil aluminium für V-2200/2250/2300/2350

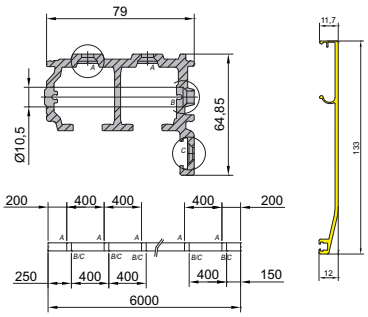

xme422

V-2300

- Binario Telescopico 3 vie.
- Track profile Telescopic 3-ways.
- Laufschienenprofil Telescopisch 3-läufig

V-2101

- Veletta per V-2200/2250/2300/2350
- Cover profile for V-2200/2250/2300/2350
- Verkleidungsprofil aluminium für V-2200/2250/2300/2350

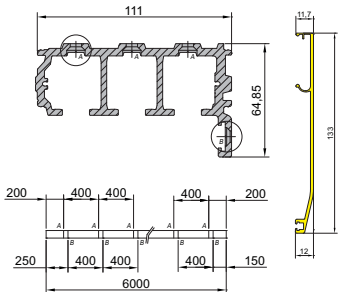

xme422

V-2400

- Binario Telescopico 4 vie.
- Track profile Telescopic 4-ways.
- Laufschienenprofil Telescopisch 4-läufig

V-2101

- Veletta per V-2200/2250/2300/2350
- Cover profile for V-2200/2250/2300/2350
- Verkleidungsprofil aluminium für V-2200/2250/2300/2350



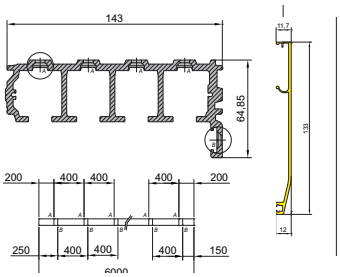

xme422

V-2104

- Profilo per vetro fisso per binario V-2200/V-2300/V-2400
- Side panel profile for track profile V-2200/2300/2400
- Seitenteilprofil für Laufschiene V-2200/V-2300/V-2400



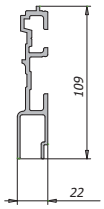

xla322b

V-2203

- Set di accessori per 2 ante scorrevoli composto da: N° 4 carrelli pinze N° 4 fermacarrello
- Sliding accessory set for two panels complete with: N° 4 clamps carriers - N° 4 endstops
- ZUBEHÖR komplett mit: N° 4 Klemm-Laufwagen N° 4 Endanschläge

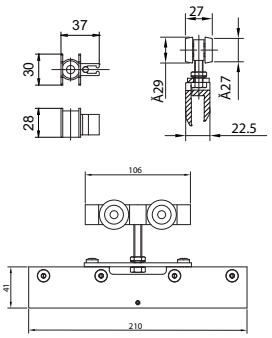

xme379

V-2303

- Set di accessori per tre ante scorrevoli composto da: N° 6 carrelli, N° 6 fermacarrelli, N° 6 pinze
- Sliding door set for 3 panels consisting of: N°6 clamp-carriers N° 6 enstops
- Zubehör komplett für 3 Schiebetüren mit: N° 6 Klemm-Laufwagen, N° 6 Endanschläge



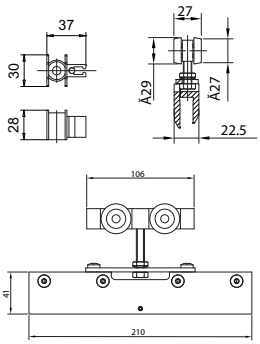

xme379

V-2403

- Set di accessori per 4 ante scorrevoli composto da: N° 8 carrelli pinze N° 8 fermacarrello
- Sliding accessory set for 4 panels complete with: N° 8 clamps carriers - N° 8 endstops
- Zubehör komplett für 4 Schiebetüren mit : N° 8 Klemm-Laufwagen N° 8 Endanschläge

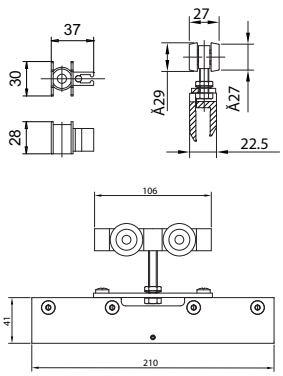

xme379

V-2206

- KIT MORSETTI TRASCINAMENTO SINCRO 2 ante scorrevoli compreso di guide a pavimento V-012 e V-099
- Dragging KIT SINCRO for 2 sliding panel, with floor guides V-012 and V-099
- MITNEHMER KIT SINCRO für 2 bewegliche Schiebetüren mit Bodenführungen V-012 und V-099

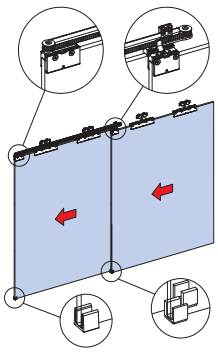

xme422

TELESCOPICO SINCRO

COMPONENTI | COMPONENTS | EINZELTEILE

V-2306

- KIT MORSETTI TRASCINAMENTO SINCRO per 3 ante scorrevoli con guide a pavimento
- Dragging KIT SINCRO for 3 sliding panel with floor guides V-012 and V-099
- MITNEHMER SET SINCRO für 3 Schiebetüren inkl. Bodenführungen V-012 und V-099

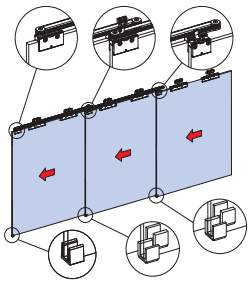

xme422

V-2406

- KIT MORSETTI TRASCINAMENTO SINCRO per 4 ante scorrevoli con guide a pavimento
- Dragging KIT SINCRO for 4 sliding panel with floor guides V-012 and V-099
- MITNEHMER SET SINCRO für 4 Schiebetüren inkl. Bodenführungen V-012 und V-099

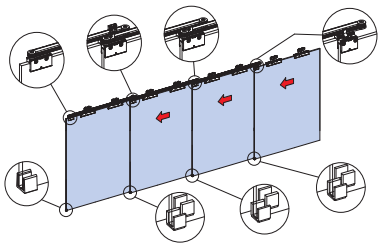

xme422

V-2205

- 1 PEZZO STAFFE per fissaggio a parete binari V-2200/V-2300 (circa 1 pezzo ogni 400 mm.)
- 1 PCS FIXING BRACKET for wall installation track profiles V-2200/V-2300 (about 1 piece every 400 mm.)
- 1 STÜCK Winkelverbinder für Wandmontage laufschienen V-2200/V-2300 (1 Stück je ca. 400 mm.)

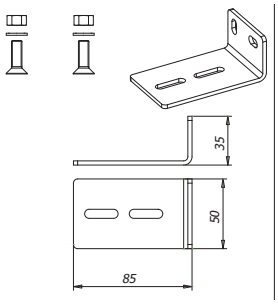

xla322b

V-2405

- 1 PEZZO STAFFE per fissaggio a parete binari V-2400 (circa 1 pezzo ogni 400 mm.)
- 1 PCS FIXING BRACKET for wall installation track profiles V-2400 (about 1 piece every 400 mm.)
- 1 STÜCK Winkelverbinder für Wandmontage laufschienen V-2400 (1 Stück je ca. 400 mm.)

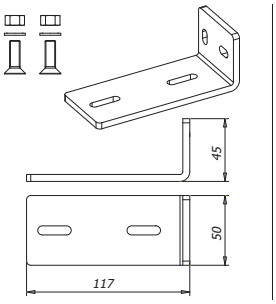

xla335b

V-2204

- Optional stopper Soft-close (in chiusura) per scorrevole Telescopico sincro
- Optional stopper with Soft-close mechanism (only closing) for sliding system Telescopic sincro
- Optional stopper mit Soft-close (nur in Schliessrichtung) für system Telescopic sincro

V-2207

- Kit spessori vetro OPTIONAL 12 - 12,7 - 13,5
- Kit spacers for glass thickness OPTIONAL 12 - 12,7 - 13,5
- Kit Distanzscheiben für Glasdicke OPTIONAL 12 - 12,7 - 13,5

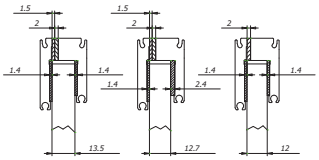

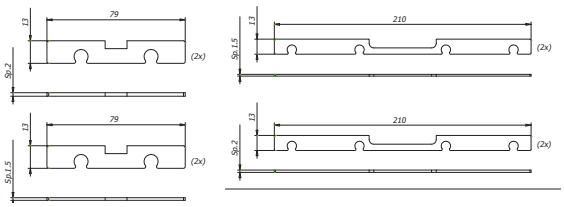

12-12,7-13,5 con/with/mit V-2207

xla322b

V-2307

- Kit spessori vetro OPTIONAL 12 - 12,7 - 13,5
- Kit spacers for glass thickness OPTIONAL 12 - 12,7 - 13,5
- Kit Distanzscheiben für Glasdicke OPTIONAL 12 - 12,7 - 13,5

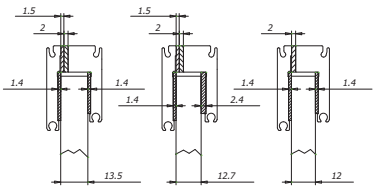

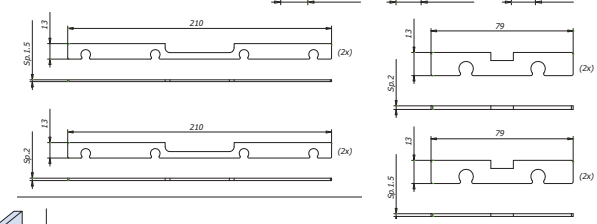

12-12,7-13,5 con/with/mit V-2307

xla323b

V-2407

- Kit spessori vetro OPTIONAL 12 - 12,7 - 13,5
- Kit spacers for glass thickness OPTIONAL 12 - 12,7 - 13,5
- Kit Distanzscheiben für Glasdicke OPTIONAL 12 - 12,7 - 13,5

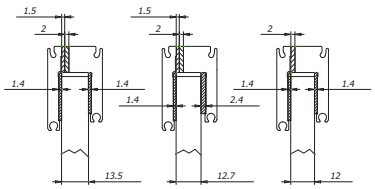

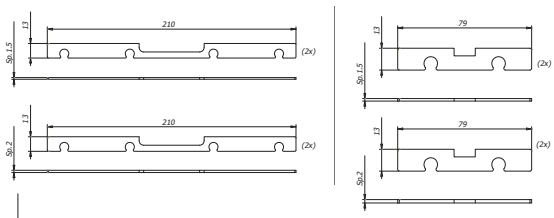

12-12,7-13,5 con/with/mit V-2407

xla322b

TELESCOPICO SINCRO

COMPONENTI | COMPONENTS | EINZELTEILE

V-2208-P

- Paio tappi finali per montaggio a parete 2 vie V-2200 (3 vie V-2300 (x V-2308-p) (3 vie v-2400 (x V-2408-p)
- Pair endcaps for 2-ways v-2200 for wall installation. (3-Ways v-2300) (4-ways v-2400)
- Paar Endkappen für Wandmontage 2-läufig V-2200 (3-laufig v-2300) (4-laufig v-2400)

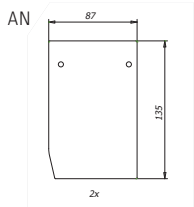

V-2208-S

- Paio tappi finali per montaggio a soffitto 2 vie V-2200 (3 vie V-2300 (x V-2308-p) (3 vie v-2400 (x V-2408-p)
- PAIR ENDCAPS for 2-ways V-2200 for ceiling installation (3-Ways v-2300) (4-ways v-2400)
- Paar Endkappen für Deckenmontage 2-läufig V-2200 (3-laufig v-2300) (4-laufig v-2400)

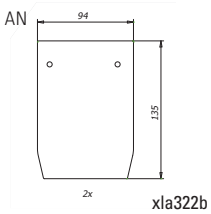

xla322b

V-2209-P

- Paio tappi per binario 2 vie V-2200 con profilo fisso V-2104 montaggio a parete (3 vie V-2300 (x V-2308-p) (3 vie v-2400 (x V-2408-p)
- Pair endcaps for track profile 2-ways V-2200 and profile V-2104 Wall installation (3-Ways v-2300) (4-ways v-2400)
- Paar Endkappen für Schiene 2-läufig V-2200 und Profil V-2104. Wandmontage (3-laufig v-2300) (4-laufig v-2400)

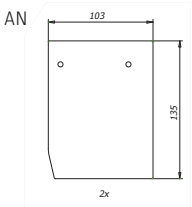

V-2209-S

- Paio tappi per binario 2 vie V-2200 con profilo fisso V-2104 Montaggio a soffitto (3 vie V-2300 (x V-2308-p) (3 vie v-2400 (x V-2408-p)
- PAIR ENDCAPS for track profile 2-ways V-2200 and profile V-2104 Ceiling installation (3-Ways v-2300) (4-ways v-2400)
- Paar Endkappen für Schiene 2-läufig V-2200 und Profil V-2104.. Deckenmontage (3-laufig v-2300) (4-laufig v-2400)

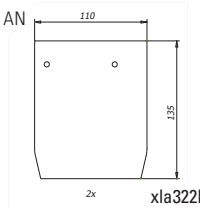

xla322b

V-2309-P

- Paio tappi per binario 2 vie V-2200 con profilo fisso V-2104 montaggio a parete (3 vie V-2300 (x V-2308-p) (3 vie v-2400 (x V-2408-p)
- Pair endcaps for track profile 2-ways V-2200 and profile V-2104 Wall installation (3-Ways v-2300) (4-ways v-2400)
- Paar Endkappen für Schiene 2-läufig V-2200 und Profil V-2104. Wandmontage (3-laufig v-2300) (4-laufig v-2400)

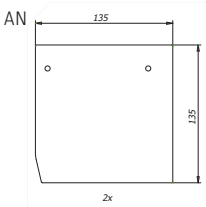

V-2309-S

- Paio tappi per binario 2 vie V-2200 con profilo fisso V-2104 Montaggio a soffitto (3 vie V-2300 (x V-2308-p) (3 vie v-2400 (x V-2408-p)
- PAIR ENDCAPS for track profile 2-ways V-2200 and profile V-2104 Ceiling installation (3-Ways v-2300) (4-ways v-2400)
- Paar Endkappen für Schiene 2-läufig V-2200 und Profil V-2104.. Deckenmontage (3-laufig v-2300) (4-laufig v-2400)

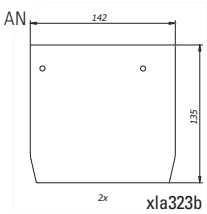

xla323b

V-2308-P

- Paio tappi finali per montaggio a parete 2 vie V-2200 (3 vie V-2300 (x V-2308-p) (3 vie v-2400 (x V-2408-p)
- Pair endcaps for 2-ways v-2200 for wall installation. (3-Ways v-2300) (4-ways v-2400)
- Paar Endkappen für Wandmontage 2-läufig V-2200 (3-laufig v-2300) (4-laufig v-2400)

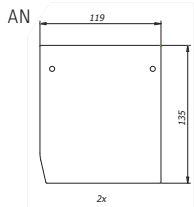

V-2308-S

- Paio tappi finali per montaggio a soffitto 2 vie V-2200 (3 vie V-2300 (x V-2308-p) (3 vie v-2400 (x V-2408-p)
- PAIR ENDCAPS for 2-ways V-2200 for ceiling installation (3-Ways v-2300) (4-ways v-2400)
- Paar Endkappen für Deckenmontage 2-läufig V-2200 (3-laufig v-2300) (4-laufig v-2400)

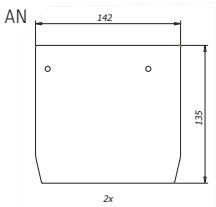

V-2408-P

- Paio tappi finali per montaggio a parete 2 vie V-2200 (3 vie V-2300 (x V-2308-p) (3 vie v-2400 (x V-2408-p)
- Pair endcaps for 2-ways v-2200 for wall installation. (3-Ways v-2300) (4-ways v-2400)
- Paar Endkappen für Wandmontage 2-läufig V-2200 (3-laufig v-2300) (4-laufig v-2400)

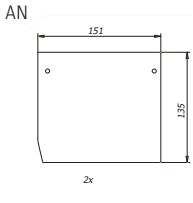

V-2408-S

- Paio tappi finali per montaggio a soffitto 2 vie V-2200 (3 vie V-2300 (x V-2308-p) (3 vie v-2400 (x V-2408-p)
- PAIR ENDCAPS for 2-ways V-2200 for ceiling installation (3-Ways v-2300) (4-ways v-2400)
- Paar Endkappen für Deckenmontage 2-läufig V-2200 (3-laufig v-2300) (4-laufig v-2400)

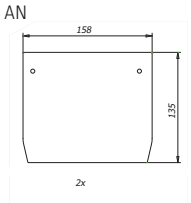

xla335c

V-2409-P

- Paio tappi per binario 2 vie V-2200 con profilo fisso V-2104 montaggio a parete (3 vie V-2300 (x V-2308-p) (3 vie v-2400 (x V-2408-p)
- Pair endcaps for track profile 2-ways V-2200 and profile V-2104 Wall installation (3-Ways v-2300) (4-ways v-2400)
- Paar Endkappen für Schiene 2-läufig V-2200 und Profil V-2104. Wandmontage (3-laufig v-2300) (4-laufig v-2400)

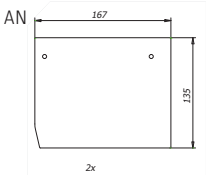

V-2409-S

- Paio tappi per binario 2 vie V-2200 con profilo fisso V-2104 Montaggio a soffitto (3 vie V-2300 (x V-2308-p) (3 vie v-2400 (x V-2408-p)
- PAIR ENDCAPS for track profile 2-ways V-2200 and profile V-2104 Ceiling installation (3-Ways v-2300) (4-ways v-2400)
- Paar Endkappen für Schiene 2-läufig V-2200 und Profil V-2104.. Deckenmontage (3-laufig v-2300) (4-laufig v-2400)

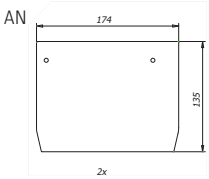

xla335c

V-099-C DX | V-099-C SX

- Doppia guida a pavimento destra o sinistra
- Double floor guide right or left
- Doppel Bodenführung rechts oder links

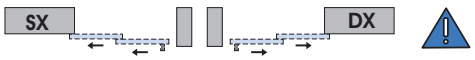

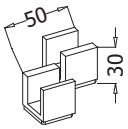

xme425t

INVISIBILE DOPPIO TELESCOPICO V2400

► 98

SOFFIETTINO

L-2600

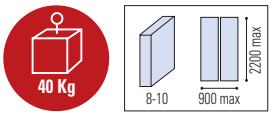

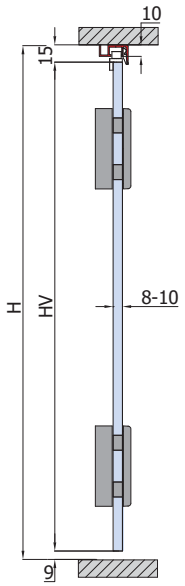

Senza guida a pavimento
Without floor guide
Ohne Bodenführung

HV = H - 24

L-2600 SET 1

- Sistema per porta a soffietto 2 ante in vetro
- Sliding folding system for 2 glass panels
- Raumspartür für Ganzglastüren

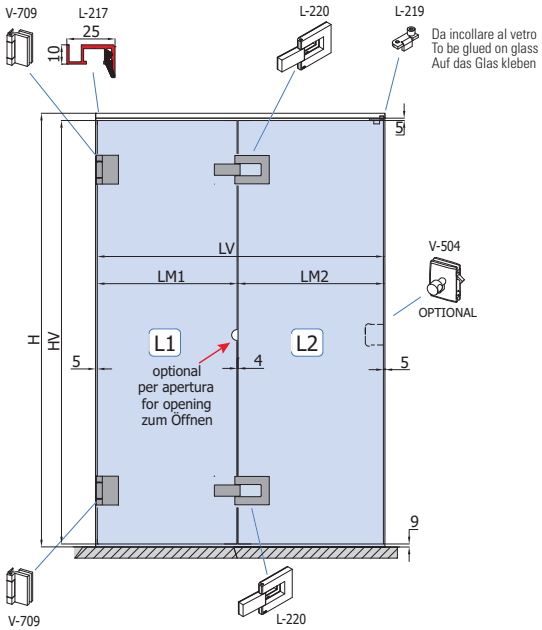

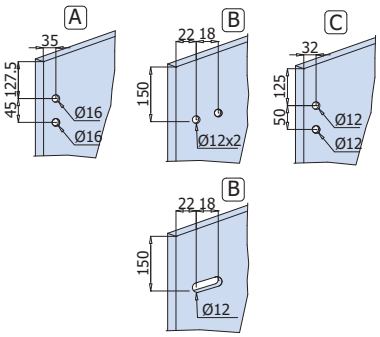

B
Lavorazione vetro alternativa
Alternative glass preparation
Alternative Glasbearbeitung

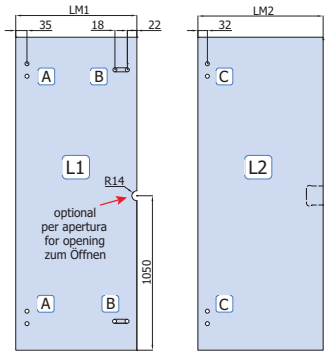

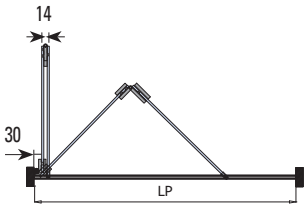

LV tot = LP - 14
LM1 = (LV tot/2) - 11
LM2 = (LV tot/2) + 11

xme235c

COMPONENTI | COMPONENTS | EINZELTEILE ► 105



Cod.		Fin. | Fin. | Oberf.	L-2600 SET 1 FIX	L-2600 SET 1-MIS
L-217	L=1000	AN	1	-
L-217-MIS	L=1000→1200	AN	-	1
L-220		CP / NS / CR	2	2
V-709		CP / NS / CR	2	2
L-219		-	1	1

SOFFIETTINO

COMPONENTI | COMPONENTS | EINZELTEILE

L-220

- Cerniera a scatto vetro/vetro, senza viti a vista
- Glass to glass clicking hinge, with not visible screws
- Türband Glas-Glas ohne sichtbaren Schrauben

CP - NS - CR

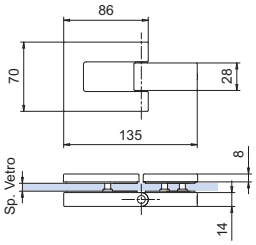

xfb-076

V-709

- Cerniera verticale Libra con aletta fissaggio
- Side Hinge Libra with fixing plate
- Band Libra mit Anschraubplatte

CP - NS - CR

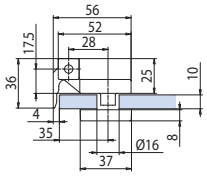

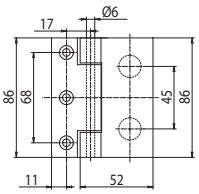

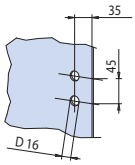

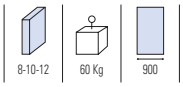

xla217

L-217

- Binario
- Track profile
- Laufschiene

Cod.	Fin.	Fin.	Oberf.
L-217-1000 mm	AN		
L-217-MIS*	AN		
* disponibilità taglio a misura * cut to size * nach Mass geschnitten	mm 1000→1200		

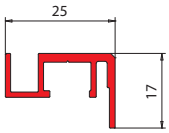

xfb-076

L-219

- Guida superiore
- Top guide
- Führung oben

IX

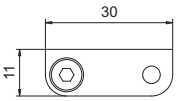

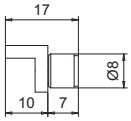

xfb-076

ACCESSORI PER SCORREVOLI | ACCESSORIES FOR SLIDING DOORS | ZUBEHÖR FÜR SCHIEBETÜREN

TS-04

- Telaio in alluminio per porta scorrevole a scomparsa.
- Aluminium frame for flush pocket sliding doors.
- Aluzarge für Schiebetüren in der Wand Laufend.

AN

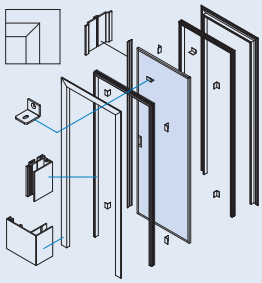

PRICE LIST 2017 ► 205

xfb015

V-090

- Pinza
- Clamp
- Klemmschuh

Optional
fori / holes / Bohrungen

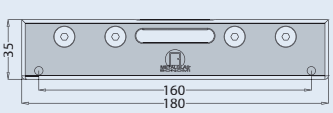

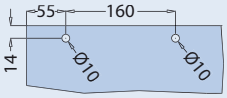

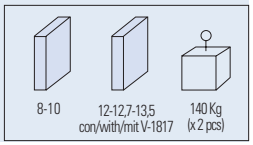

PRICE LIST 2017 ► 81

xme425d / xme431c

V-008

- Pinza per scorrevole vetro 8/10 mm senza fori nel vetro.
- Clamp for glass sliding door 8/10 mm without glass preparation.
- Klemmschuh für Schiebetür 8-10mm, ohne Bohrungen.

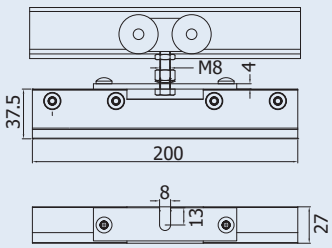

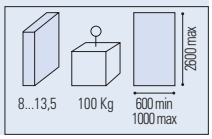

PRICE LIST 2017 ► 81

xme335

V-009

- Pinza per scorrevole vetro 8/10 mm senza fori.
- Clamp for glass sliding door 8/10 mm without holes.
- Klemmschuh für Schiebetür 8-10mm, ohne Bohrungen.

Optional
fori / holes / Bohrungen

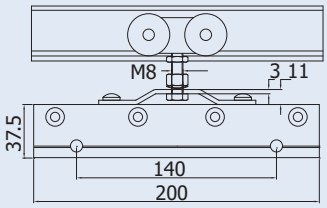

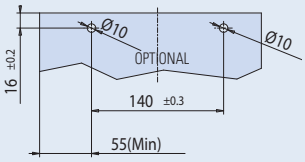

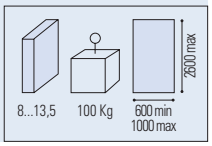

PRICE LIST 2017 ► 81

xme335 / xla39

V-010

- Pinza per scorrevole vetro 8/10 mm senza fori.
- Clamp for sliding door 8/10 mm without holes.
- Klemmschuh für Ganzglasschiebetür 8/10 mm ohne Glasbearbeitung (Bohrungen, Fräsungen).

Optional
fori / holes / Bohrungen

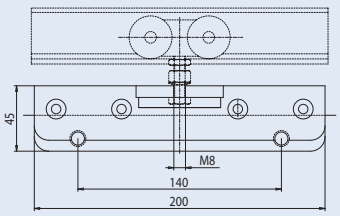

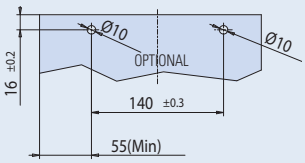

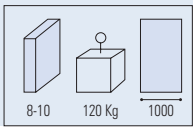

PRICE LIST 2017 ► 81

xla39

V-011-FR

- Pinza per scorrevole ricavata da pieno vetro 8/10 mm con fori nel vetro alluminio anodizzato.
- Clamp for glass sliding door 8/10 mm with glass preparation aluminium anodised.
- Klemmschuh für Ganzglasschiebetür 8/10 mm Glasdicke mit Glasbohrung, EV1.

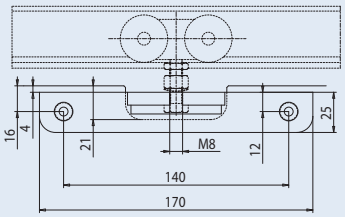

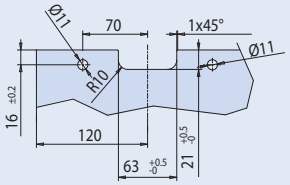

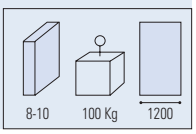

PRICE LIST 2017 ► 81

xla39

V-011-FU

- Pinza per scorrevole in fusione di alluminio vetro 8/10 mm con fori nel vetro verniciata grigia.
- Die casted clamp for glass sliding door 8/10 mm with glass preparation silver lacquered.
- Klemmschuh gegossen für Ganzglasschiebetür 8/10 mm Glasdicke mit Glasbohrung, silber lackiert.

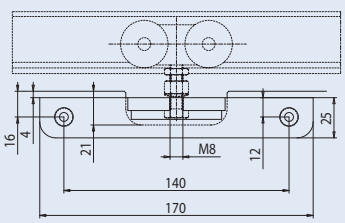

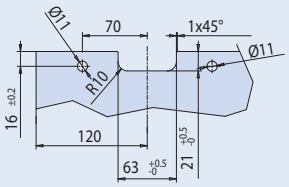

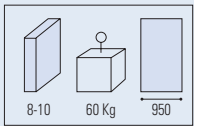

PRICE LIST 2017 ► 81

xla39

V-006

- Pinza per scorrevole in fusione di zama vetro 8-10 con lavorazione nel vetro verniciata grigia.
- Die casted clamp for glass sliding door 8-10 mm with glass preparation silver lacquered
- Klemmschuh gegossen für Ganzglasschiebetür 8/10 mm Glasdicke mit Glasbohrung, silber lackiert.

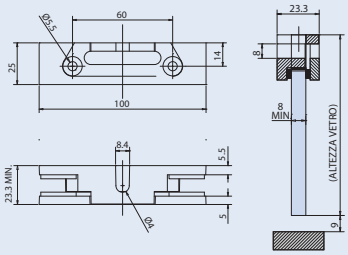

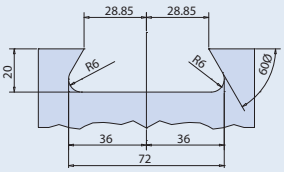

- Lavorazione vetro economica
- Economic glass preparation
- Günstiger Glasbearbeitung

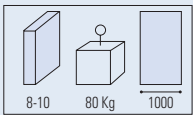

PRICE LIST 2017 ► 81

XFB-046

V-007

- Copertine optional per pinza V-006.
- Optional covers for clamp V-006.
- Optional Abdeckungen für Klemmschuh V-006.

CP - NS

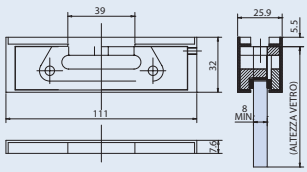

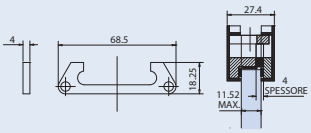

PRICE LIST 2017 ► 81

XFB-046

V-522

- Nicchia quadra per scorrevole.
- Sliding door-handle square.
- Griffmuschel quadratisch.

AN - NS - CR

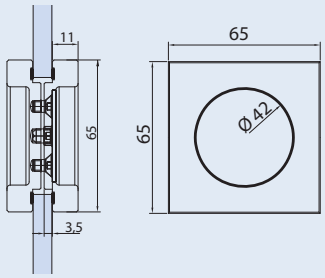

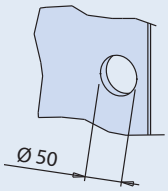

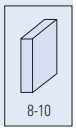

PRICE LIST 2017 ► 82

xme015

V-522-INC

- Nicchia quadra per scorrevole ad incollaggio biadesivo.
- Sliding door-handle square, with self adhesive fixing.
- Griffmuschel quadratisch, selbstklebend.

AN - NS

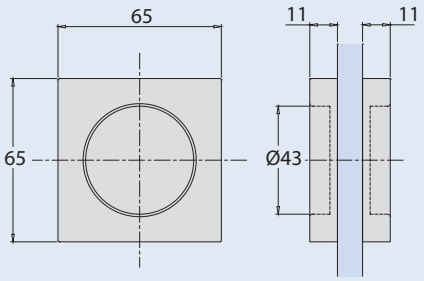

PRICE LIST 2017 ► 82

xfb-nicchie ad incollaggio

V-533-INC

- Nicchia quadra per scorrevole ad incollaggio biadesivo.
- Sliding door-handle square, with self adhesive fixing.
- Griffmuschel quadratisch, selbstklebend.

AN - NS

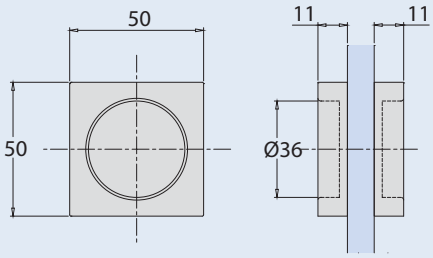

PRICE LIST 2017 ► 82

xfb-nicchie ad incollaggio

V-511

- Nicchia scorrevole senza viti a vista.
- Sliding door handle with invisible fixing screws.
- Griffmuschel mit nicht sichtbaren Schrauben.

CS - NS - CR - CP

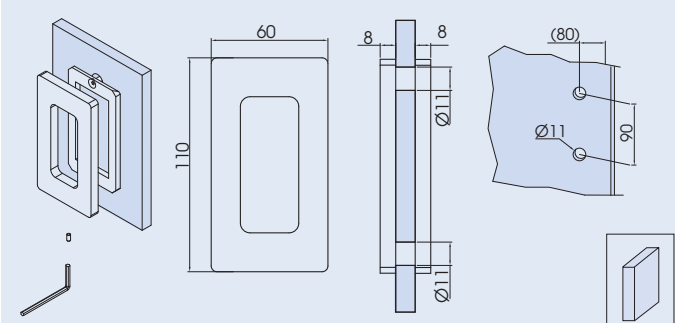

PRICE LIST 2017 ► 82

xme144

8-10

V-534-INC

- Nicchia scorrevole ad incollaggio biadesivo.
- Sliding door-handle with self adhesive fixing.
- Griffmuschel Gröss selbstklebend.

CS - NS - CR - OL

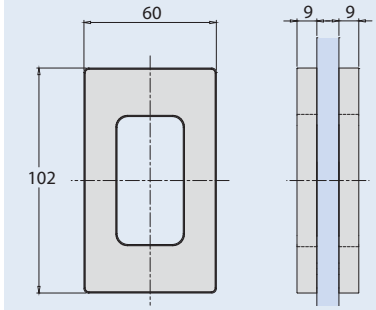

PRICE LIST 2017 ► 82

xfb-nicchie ad incollaggio

V-510

- Nicchia scorrevole senza viti a vista.
- Sliding door handle with invisible fixing screws.
- Griffmuschel mit nicht sichtbaren Schrauben.

CS - NS - CR - CP

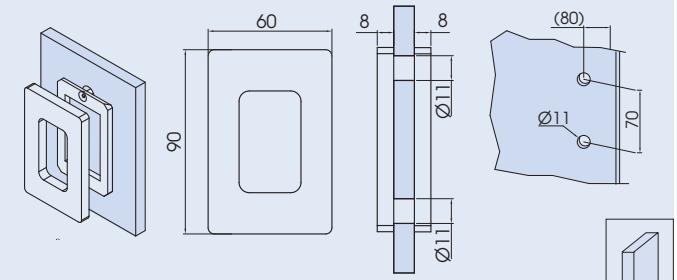

PRICE LIST 2017 ► 82

xme144

8-10

V-512

- Nicchia scorrevole tonda, Ø 65.
- Sliding door-handle, Ø 65.
- Griffmuschel, Ø 65.

AN - CS - NS - CR - OL - CP

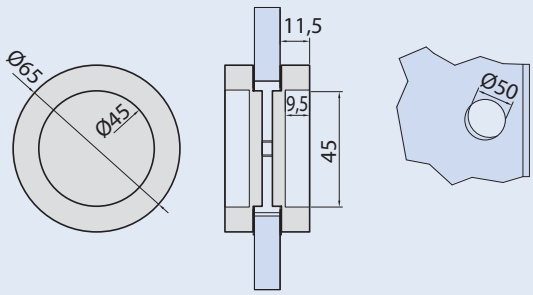

PRICE LIST 2017 ► 82

xme050

8-10-12

V-523

- Nicchia scorrevole tonda, Ø 55.
- Sliding door-handle, Ø 55.
- Griffmuschel, Ø 55.

AN - NS - CR

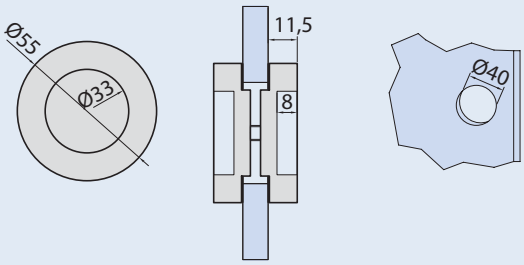

PRICE LIST 2017 ► 83

xme050

8-10-12

V-524

- Nicchia scorrevole tonda, Ø 60.
- Sliding door-handle, Ø 60.
- Griffmuschel, Ø 60.

AN - NS - CR

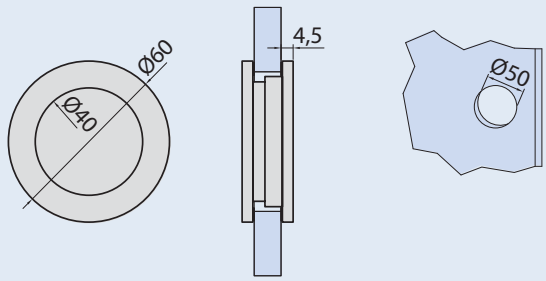

PRICE LIST 2017 ► 83

xme050

8-10

V-512-INC

- Nicchia scorrevole tonda, Ø 64 ad incollaggio biadesivo.
- Sliding door-handle Ø 64 with self adhesive fixing.
- Griffmuschel selbstklebend.

AN - NS

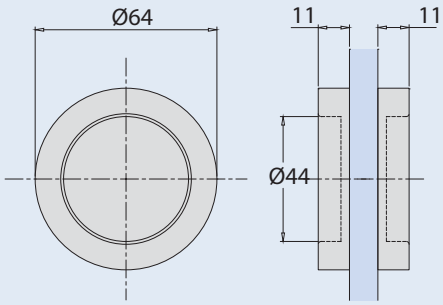

PRICE LIST 2017 ► 82

xfb-nicchie ad incollaggio

V-532-INC

- Nicchia scorrevole ad incollaggio biadesivo.
- Sliding door-handle with self adhesive.
- Griffmuschel selbstklebend.

AN - NS

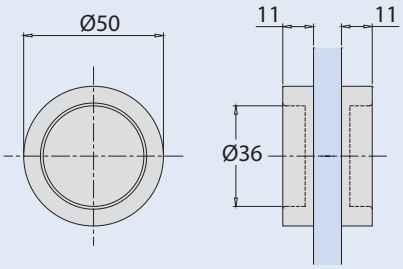

PRICE LIST 2017 ► 82

xfb-nicchie ad incollaggio

V-506

- Nicchia scorrevole Minima.
- Sliding door-handle Minima.
- Griffmuschel Minima

CS - NS - CR - OL - CP

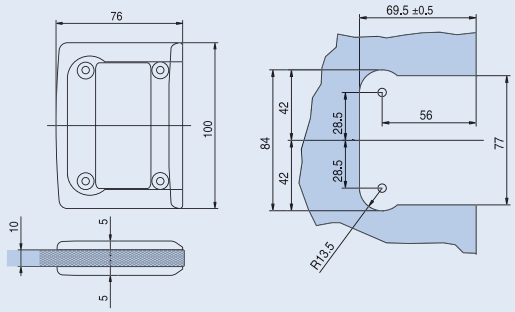

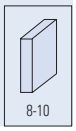

PRICE LIST 2017 ► 82

xla52

V-406

- Nicchia scorrevole con tirante.
- Sliding handle with pull-lever.
- Griffmuschel mit stirnseitigem Griff.

NS - CR - CP

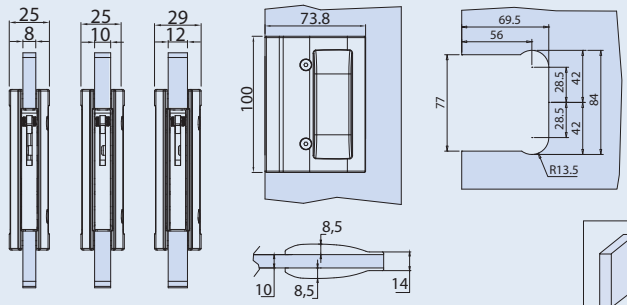

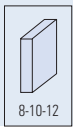

PRICE LIST 2017 ► 82

xme143 / xme351

V-527

- Nicchia aperta Ø 30.
- Open sliding-handle Ø 30.
- Griffmuschel Ø 30 mit Glasdurchgriff.

AN - NS - CR

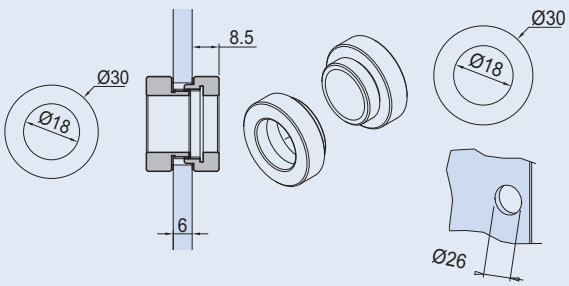

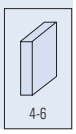

PRICE LIST 2017 ► 83

xme090

V-528

- Nicchia chiusa Ø 30.
- Closed sliding-handle Ø 30.
- Griffmuschel Ø 30 geschlossen.

AN - NS - CR

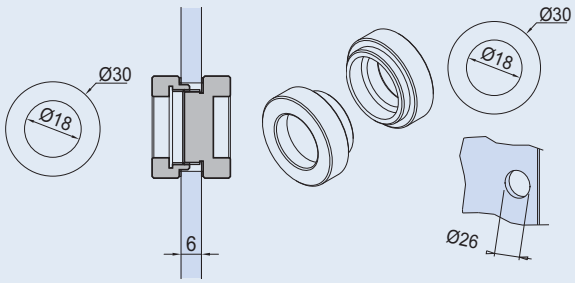

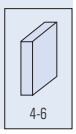

PRICE LIST 2017 ► 83

xme090

V-525
- Nicchia aperta Ø 40.
- Open sliding-handle Ø 40.
- Griffmuschel Ø 40 mit Glasdurchgriff.

AN - NS - CR

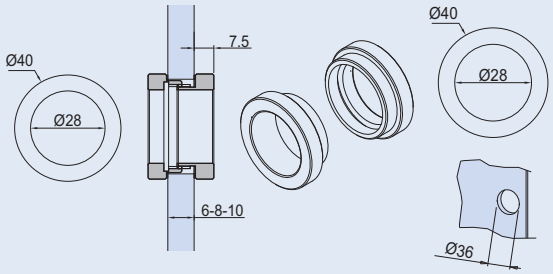

PRICE LIST 2017 ► 83

xme090

6-8-10

V-526
- Nicchia chiusa Ø40.
- Closed sliding-handle Ø 40.
- Griffmuschel Ø40 geschlossen.

AN - NS - CR

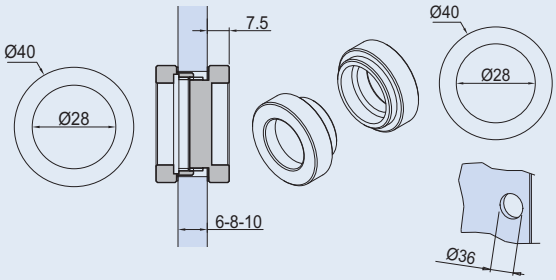

PRICE LIST 2017 ► 83

xme090

6-8-10

B-179
- Maniglietta ad incollaggio biadesivo.
- Small handle with self adhesive fixing.
- Klein Griff selbstklebend.

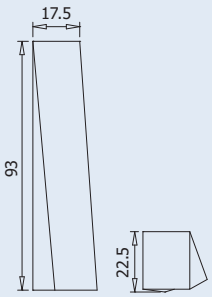

PRICE LIST 2017 ► 83

xme281



B-180
- Maniglietta ad incollaggio biadesivo, versione corta.
- Small handle with self adhesive fixing.
- Klein Griff selbstklebend.

CS - CR

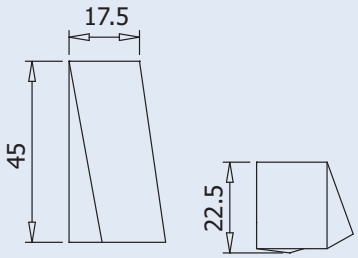

PRICE LIST 2017 ► 83

xme281

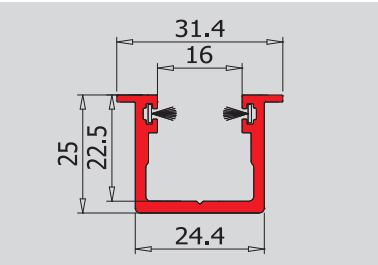

L-116
- Canalina da incassare a terra in alluminio compresa di spazzoline per vetro 10-12 mm.
- Floor channel recessed installation with brush seals for glas 10-12 mm.
- Bodenführung mit Bodenvorbereitung inkl. Bürstenprofile für Glasdicke 10-12 mm.

AN

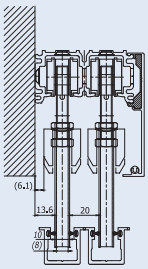

Esempio
Example
Beispiel

PRICE LIST 2017 ► 85

L-116

10-12

V-012
- Guida a pavimento per vetro 8/10 mm.
- Floor guide for glass 8/10 mm.
- Bodenführung für Glas 8/10 mm.

AN - NS - CR

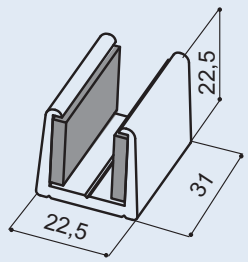

PRICE LIST 2017 ► 85

V-012

8-10

V-012-INS

- Guida a pavimento regolabile per vetro da 8 a 13,5 mm con piastrina di fissaggio a terra per un facile inserimento della guida ideale per scorrevoli invisibili e Telescopici.
- Floor guide adjustable for glass from 8 to 13,5 mm. Perfect for invisible and Telescopic.
- Bodenführung verstellbar für Glas von 8 bis 13,5mm perfekt für invisibile und Teleskop Schiebe-Systeme, dank der Befestigungsplatte einsetzbar.

AN - NS - CR

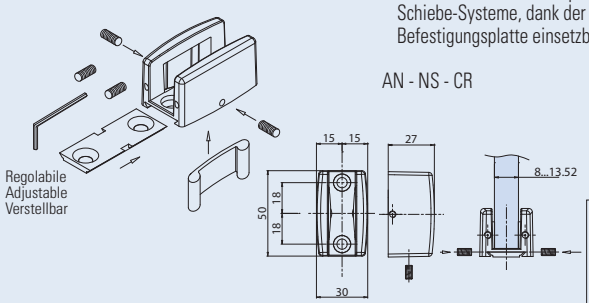

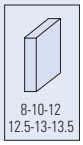

PRICE LIST 2017 ► 85

FB059-A

V-012-REG

- Guida a pavimento regolabile per vetro da 8 a 13,5 mm.
- Floor guide adjustable for glass from 8 to 13,5 mm.
- Bodenführung verstellbar für Glas von 8 bis 13,5mm.

AN - NS - CR

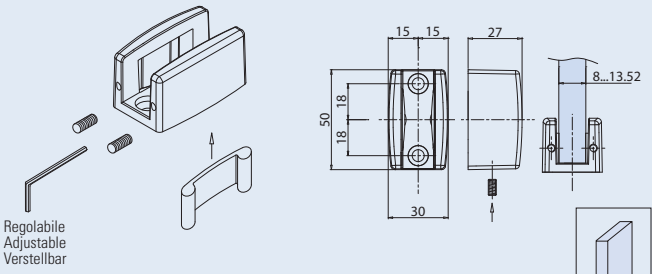

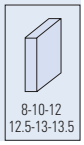

PRICE LIST 2017 ► 85

FB059-A

V-012-EVO

- Guida a pavimento regolabile per vetro 8-10-12 mm.
- Floor guide adjustable for glass 8-10-12 mm.
- Bodenführung verstellbar für Glas 8-10-12 mm.

AN - NS

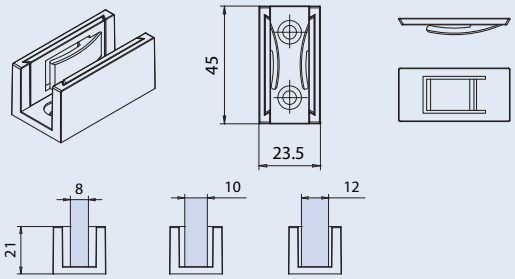

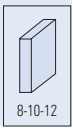

PRICE LIST 2017 ► 85

V-012NEW

P-F08

- Guida a pavimento per pannello in legno.
- Floor guide for sliding wooden panel.
- Bodenführung für Schiebetüren aus Holz.

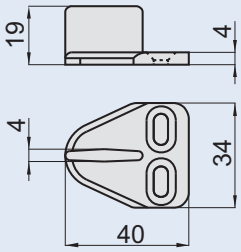

PRICE LIST 2017 ► 85

P-F08

V-099-C DX | V-099-C SX

- Doppia guida a pavimento destra o sinistra
- Double floor guide right or left
- Doppel Bodenführung rechts oder links

AN

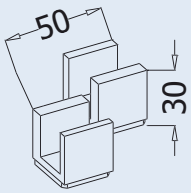

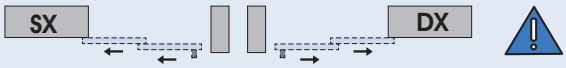

PRICE LIST 2017 ► 85

xme425t

V-052

- Guida a pavimento con feltrini
- Floor guide with felt strips
- Bodenführung mit Filzgleiter

AN - NS

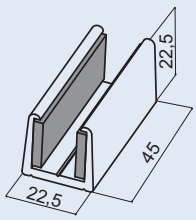



P-013

- Profilino alluminio per chiusura arie scorrevole vetro mobile/vetro fisso con setola grigia, fissaggio tramite incollaggio.
- Aluminium angled profile to reduce gaps between sliding door/fixed panel, with grey brush seal, to be glued on glass edge.
- Aluminium Dichtungsprofil montiert auf der Glaskante.

AN

L=3000

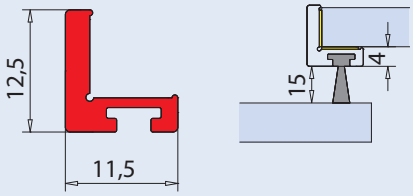

PRICE LIST 2017 ► 86

xme203-B

8-10

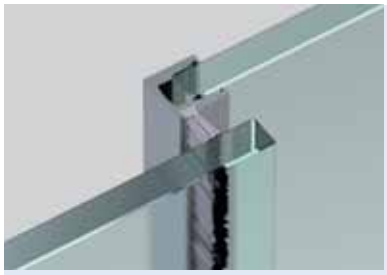

P-014

- Profilino alluminio per chiusura arie scorrevole vetro mobile/vetro fisso con spazzolino grigio, fissaggio tramite incollaggio.
- Aluminium U profile to reduce gaps between sliding door/fixed panel, with grey brush seal, to be glued on glass edge.
- Aluminium U Dichtungsprofil.

AN

L=3000

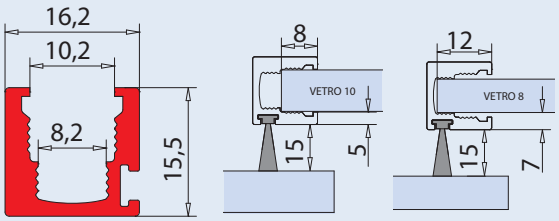

PRICE LIST 2017 ► 86

xme203-B

8-10



WRU-S 100/60 Z

- Guarnizione neutra per vetro 10/12 mm, fissaggio adesivo.
- Neutral gasket for glass 10-12 mm with adhesive fixing.
- Dichtungsprofil für 10-12 mm selbstklebend.

10 mt 100 mt

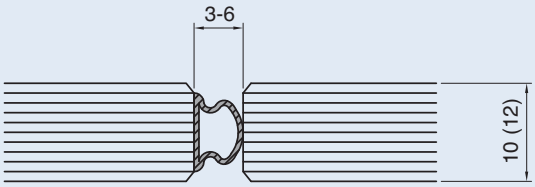

PRICE LIST 2017 ► 86



WRU-S 60/40 R

- Guarnizione neutra per vetro 8 mm, fissaggio adesivo.
- Neutral gasket for glass 8 mm with adhesive fixing.
- Dichtungsprofil für 8 mm. selbstklebend.

10 mt 50 mt

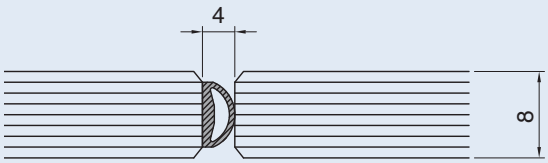

PRICE LIST 2017 ► 86

WRU-M 80/50

- Guarnizione neutra in PVC con fissaggio adesivo
- Neutral PVC gasket with adhesive fixing.
- Dichtungsprofil selbstklebend

5 mt 50 mt

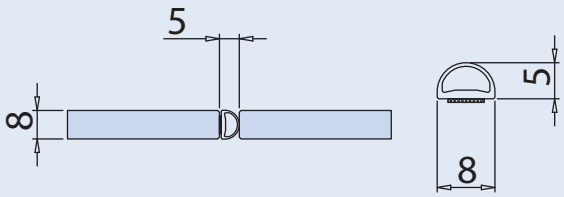

SUPPLEMENTARY PRICE LIST

xfb-099

8

V-053
- Guida fermavetro in plastica.
- Floor stopper in grey plastic.
- Kunststoff- Bodenstopper, grau.

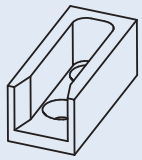

PRICE LIST 2017 ► 85

V-053

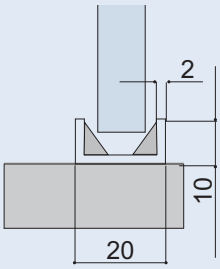

V-2015
- Profilo ad "U" per vetro fisso completo di guarnizioni
- U-Channel for fixed panel complete with gaskets
- U-Profil für Seitenteil mit Dichtungen

AN - Effetto inox/Inox effect/Inox effekt

PRICE LIST 2017 ► 86

V-2015

V-2014
- Canalina per vetro fisso escluso guarnizioni.
- U channel for fixed panel, gaskets not included.
- U Profil für seitenteil Dichtungen nicht inkl.

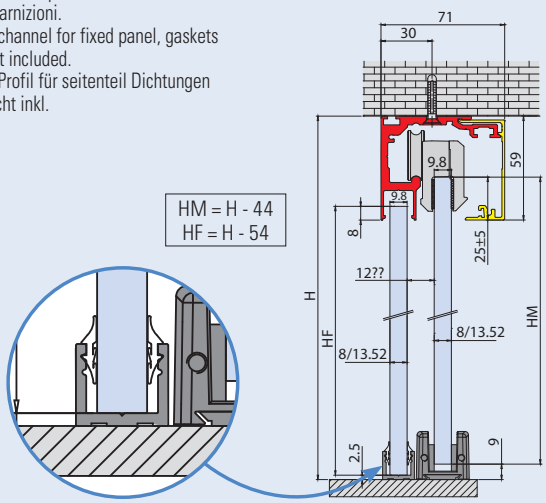

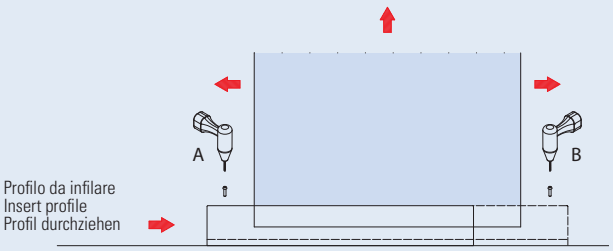

Guarnizioni
Gaskets
Dichtungen

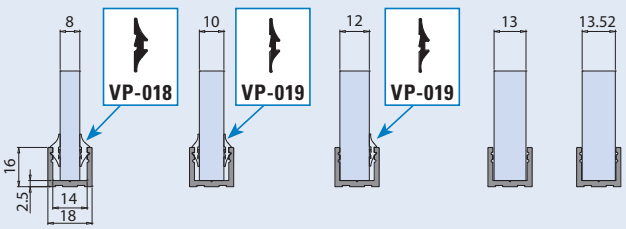

PRICE LIST 2017 ► 86

FB044-E

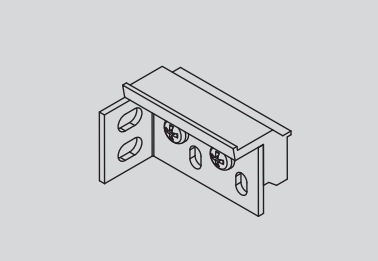

V-5112
- Staffa Evolution autoportante reversibile DX-SX per fissaggio laterale binario V-5103/V-5403 muro (n°1).
- Bracket for side fixing Evolution profile V-5103/V-5403 (n°1).
- Stuck winkelprofil für Seitliche Wandbefestigung Evolution Laufschiene V-5103/V-5403 (n°1).

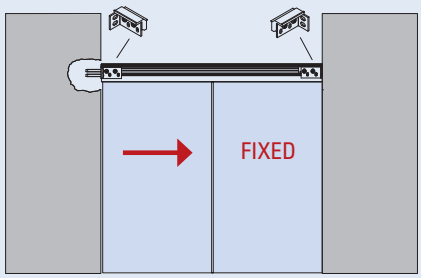

PRICE LIST 2017 ► 13

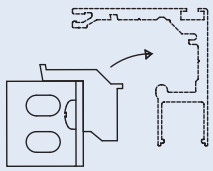

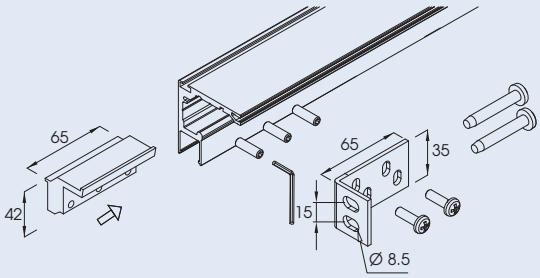

xme146

85 Kg

A SISTEMI SCORREVOLI
SLIDING DOOR SYSTEMS
SCHIEBETÜRSYSTEME 6

B BOX DOCCIA
SHOWER BOX
DUSCHKABINEN 115

C PARETI MOBILI
SLIDING WALLS
SCHIEBEWÄNDE 195

D PARETI DIVISORIE E STIPITI
PARTITION WALLS AND FRAMES
TRENNWÄNDE UND ALUMINIUMZARGEN 249

E SERRATURE E CERNIERE
LOCKS AND HINGES
SCHLÖSSER UND BÄNDER 295

F MANIGLIE MANIGLIONI POMOLI
DOORHANDLES PULLHANDLES KNOBS
TÜRGRIFFE STOSSGRIFFE KNÖPFE 339

G PORTE ESTERNE
PATCH FITTINGS
GANZGLASANLAGEN 351

H BALAUSTRE E PENSILINE
RAILING AND CANOPY SYSTEMS
GANZGLASGELÄNDER UND VORDACH SYSTEME 381

I DISTANZIALI, MORSETTI E ACCESSORI
POINT FITTINGS, CLAMPS AND ACCESSORIES
PUNKTHALTERUNGEN, KLEMMBEFESTIGUNGEN
UND ZUBEHÖR 471

- **BOX DOCCIA CON SISTEMA SCORREVOLE**
- **SHOWER BOX WITH SLIDING SYSTEM**
- **DUSCHKABINEN MIT SCHIEBETÜRSYSTEM**

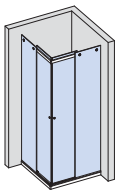

BX-1501
►122

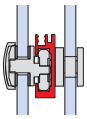

BX-1510
CON VELETTA
WITH COVER
MIT ABDECKUNG
►126

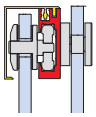

BX-3000
SOFT CLOSE
►130

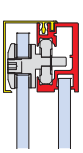

BX-2010
►134

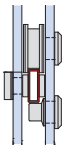

BX-2000
►138

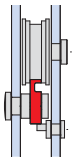

BX-01
►142

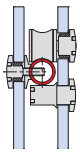

BX-02
►146

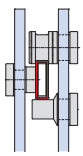

- **BOX DOCCIA SCORREVOLE A SOFFIETTO**
- **SHOWER BOX WITH FOLDING DOOR**
- **DUSCHKABIN MIT SYSTEM FÜR FALTÜREN**

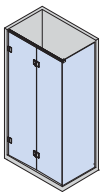

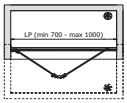

BX-2700
►150

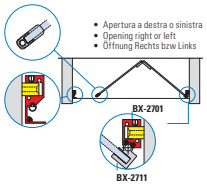

BX-2600
►154

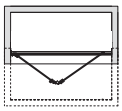

- **BOX DOCCIA CON ANTA A BATTENTE (CERNIERA A SCATTO)**
- **SHOWER BOX WITH SWING DOOR (CLICKING HINGES)**
- **DUSCHKABINEN MIT DREH-TÜR (SELBSTSCHLIESSENDE BÄNDER)**

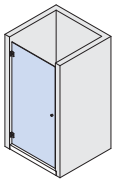

B-301
►162

B-306
►162

B-701
►163

NEW

B-100/B-101
►162

B-102/B-103
►162

B-400/B-401
►164

B-402/B-405
►165

L-220
►165

- CERNIERE CON ALZATA IN APERTURA
- HINGES WITH RAISE AND LOWERING MECHANISM
- BÄNDER MIT HEBE-UND SENKMECHANISMUS

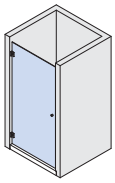

B-501 DX-SX
►163

B-502 DX-SX
►163

- CERNIERE A SCATTO IN BATTUTA
- CLICKING HINGES FOR CONTINUOUS SEALS
- BÄNDER FÜR DURCHGEHENDER DICHTUNG (SELBSTSCHLIESSENDE BÄNDER)

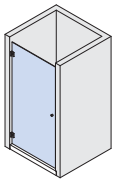

B-201
►163

B-202
►163

- CERNIERE IN BATTUTA
- HINGES FOR CONTINUOUS SEALS
- DUSCHTÜRBÄNDER FÜR DURCHGEHENDER DICHTUNG

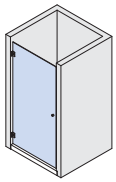

B-105
►164

B-104
►164

B-601 DX SX
►164

B-602 DX-SX
►164

- PIVOT ALTO-BASSO (BILICO) - PORTA BATTENTE
- TOP/BOTTOM PIVOT HINGES
- OBERE/UNTERE PIVOT BÄNDER

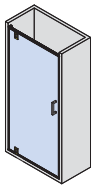

BX-2100 BILICO
►158

BX-304
►165

BX-303 CERNIERE BILICA

- SEPARÉ

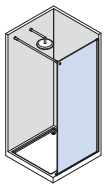

BARRE DI SUPPORTO QUADRE REGOLABILI
ADJUSTABLE SQUARE SUPPORT BARS
VERSTELLBARE ECKIGE STABILISATIONSSTANGEN
►180

NEW

BARRE DI SUPPORTO QUADRE
SQUARE SUPPORT BARS
ECKIGE STABILISATIONSSTANGEN
►181

BARRE DI SUPPORTO TONDE
ROUND SUPPORT BARS
RUNDE STABILISATIONSSTANGEN
►182

MORSETTI
CLAMPS
KLEMMBESCHLÄGE
►184

CANALINE "U" IN ALLUMINIO
U PROFILES IN ALUMINIUM
U-PROFILE AUS ALUMINIUM
►174

NEW



CANALINE IN ACCIAIO
"U" PROFILES IN INOX
"U" PROFILE AUS INOX
►175

NEW



CANALINE "U" CON BORDO RIPIEGATO
U PROFILES WITH FOLDED EDGE
U-PROFILE MIT ABGERUNDETER KANTE
►176

NEW

CANALINE CON ALETTA
U PROFILES WITH PLATE
U-PROFILE MIT PLATTE
►177

NEW

ANGOLARI
L PROFILES
L PROFILE
►177

NEW

- ACCESSORI
- ACCESSORIES
- ZUBEHÖR

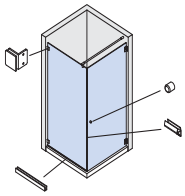

GUARNIZIONI
GASKETS
DICHTUNGEN

►188

PROFILI DI BATTUTA
DOOR STOP PROFILES
TÜRANSCHLAGSPROFILE

►176

PROFILI GOCCIOLATOI
SPLASH GUARD PROFILES
SCHWALLSCHUTZ PROFILE

►168

GUIDE A PAVIMENTO
FLOOR GUIDES
BODENFÜHRUNGEN

►169

POMOLI, NICCHIE E MANIGLIONI
KNOBS, SLIDING HANDLES, HANDLES
KNÖPFE, GRIFFMUSCHEL, STOSSGRIFFE

►187

- Per modelli: BX-1501, BX-1510, BX-3000, BX-2000
- For models: BX-1501, BX-1510, BX-3000, BX-2000
- Für Modelle: BX-1501, BX-1510, BX-3000, BX-2000

SET 1

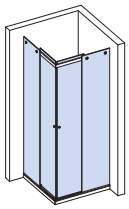

BX-PT-01 STANDARD

- Vetro fisso nel profilo continuo H 16 mm.
- Fixed glass in shower entry floor profile H 16 mm.
- Festverglasung im Duscheinstieg Bodenprofil H 16 mm.

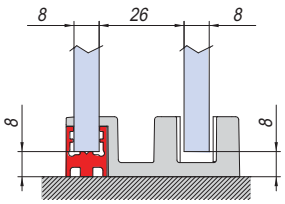

HM = H - 8
HF = H - 8

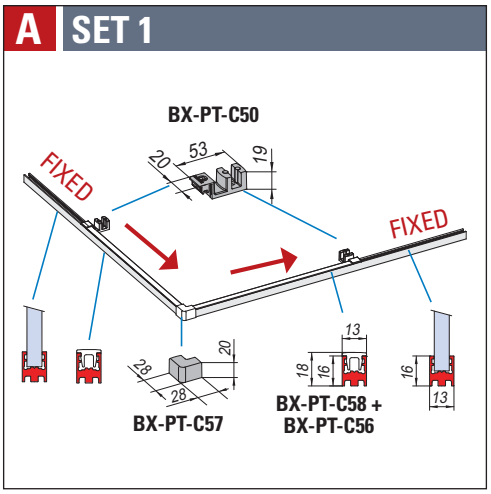

BX-PT-02 SOLO PORTA OPTIONAL

- Vetro fisso su piatto doccia, solo profilo entrata H 16 mm.
- Fixed glass on shower tray, only shower entry floor profile H 16 mm.
- Festverglasung auf Duschtasse, Duscheinstieg Bodenprofil H 16 mm.

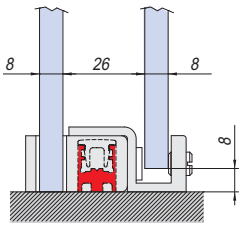

HM = H - 8
HF = H

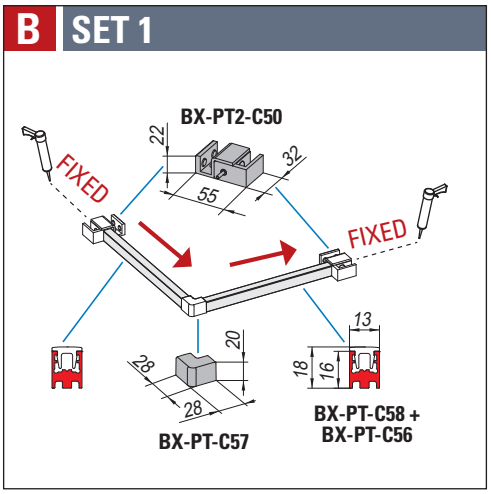



BX-PT-03 RASO DOCCIA OPTIONAL

- Vetro fisso su piatto doccia, profilo entrata H 8 mm.
- Fixed glass on shower tray, shower entry floor profile H 8 mm.
- Festverglasung auf Duschtasse, Duscheinstieg Bodenprofil H 8 mm.

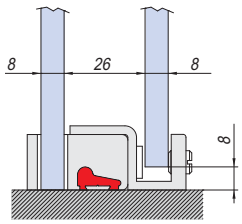

HM = H - 8
HF = H

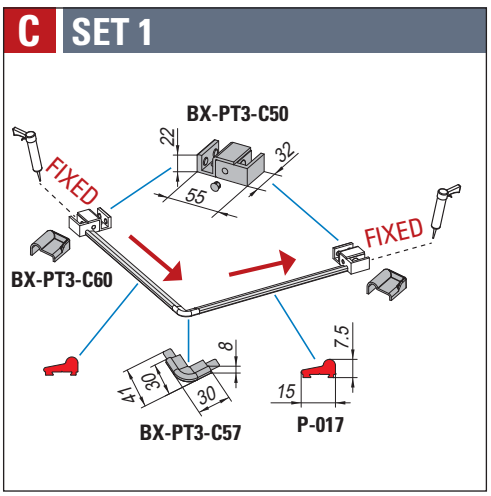

SCEGLIERE FONDO PREFERITO
CHOOSE FAVORITE FLOOR PROFILES | WÄHLEN SIE IHR GEWÜNSCHTES BODENPROFIL

SET 2

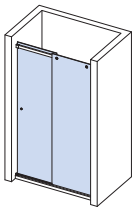

SET 3

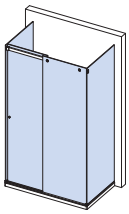

SET 4

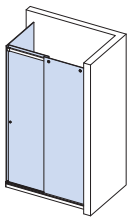

A SET 2

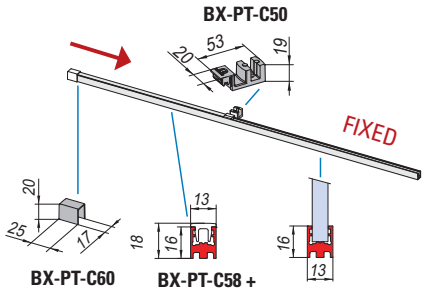

A SET 3

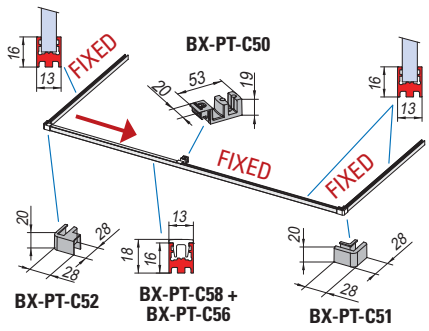

A SET 4

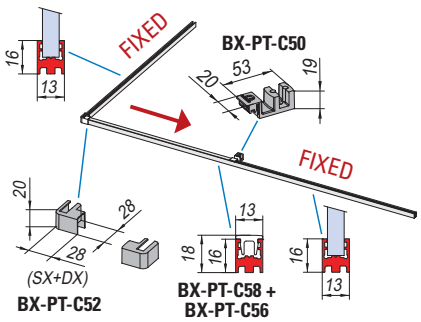

B SET 2 | B SET 3 | B SET 4

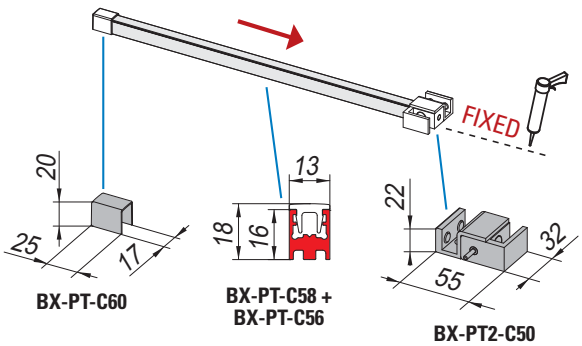

C SET 2 | C SET 3 | C SET 4

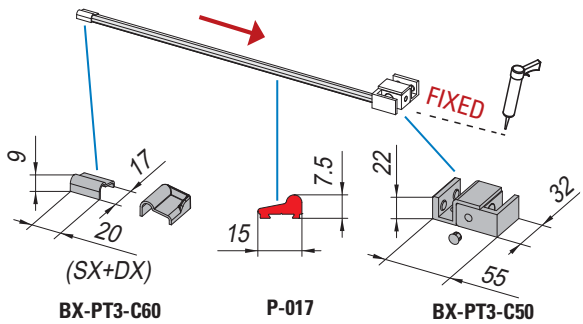

BX-1501

Profili vetro fisso
Profiles for fixed panels
Profil für Festverglasung....▶ 174

Profili a terra
Floor profiles
Bodenprofile...▶ 169-171

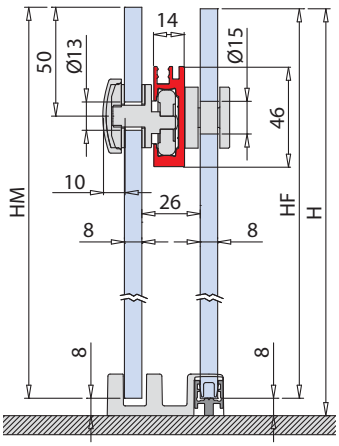

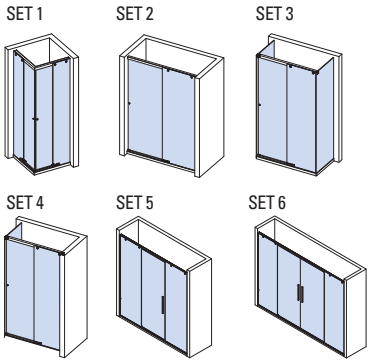

COMPONENTI | COMPONENTS | EINZELTEILE



BX-1501 SET 1 ANGOLO | CORNER | ECKDUSCHE

L = 1000 x 1000 mm

BX-1501-C90 (2x)
BX-1501-C30 (2x)
BX-1501-C70 (4x)
BX-1501-C10 (4x)
BX-1501-C20 (1x)
OPTIONAL

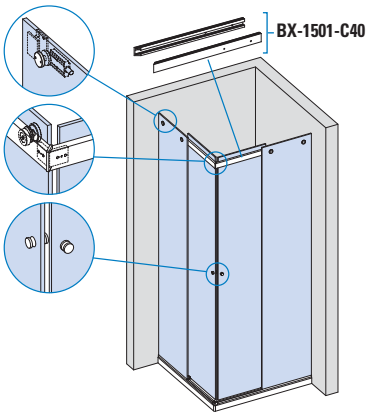

xfb050-A

BX-1501 SET 2 NICCHIA | NICHE | NISCHENDUSCHE

L = 1500 mm
L = 3000 mm

BX-1501-C90 (2x)
BX-1501-C10 (2x)
BX-1501-C70 (2x)
BX-1501-C30 (1x)
OPTIONAL

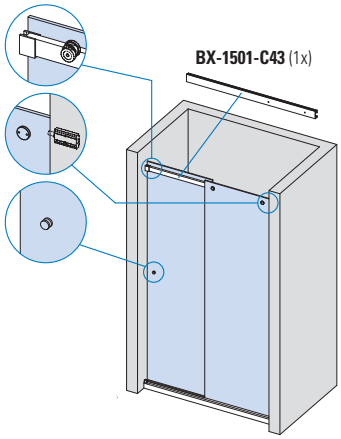

xfb050-B

BX-1501 SET 3 A "U" | U-SHOWER | "U-DUSCHE

L = 1500 mm
L = 3000 mm

BX-1501-C80 (2x)
BX-1501-C10 (2x)
BX-1501-C70 (2x)
BX-1501-C30 (1x)
OPTIONAL

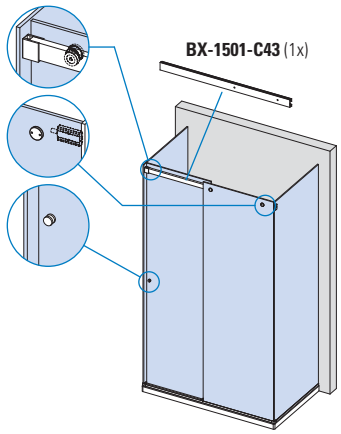

xfb050-C

BX-1501 SET 4 SPALLA IN VETRO | 2 FIXED PANELS 2 FESTSTEHENDEN GLASTAFELN

L = 1500 mm
L = 3000 mm

BX-1501-C80 (1x)
BX-1501-C10 (2x)
BX-1501-C70 (2x)
BX-1501-C90 (1x)
BX-1501-C30 (1x)
OPTIONAL

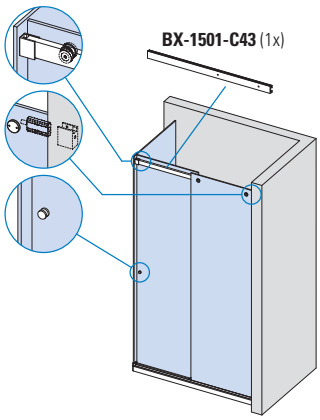

xfb050-D

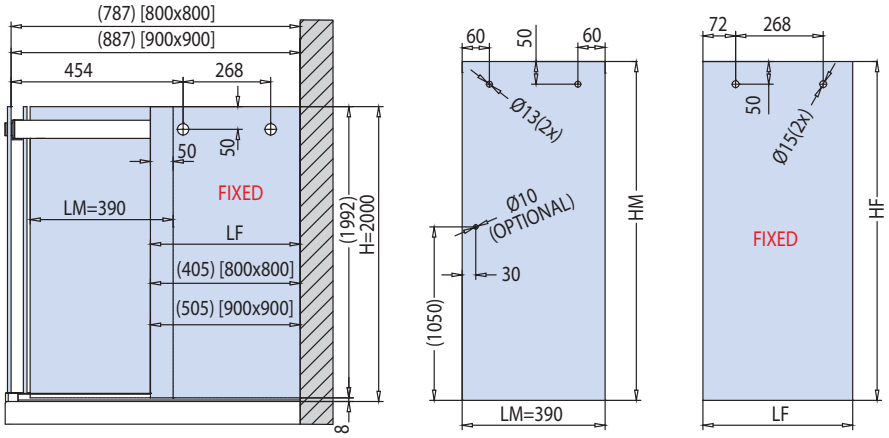

L = 800 x 800 mm (900 x 900 mm)
LM = 390 mm
LF ... ▶ 174
HM = H - 8 = 1992 mm
HF = H - 8 = 1992... ▶ 169-171

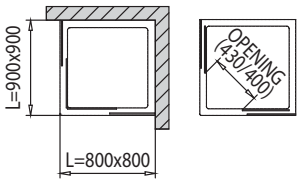

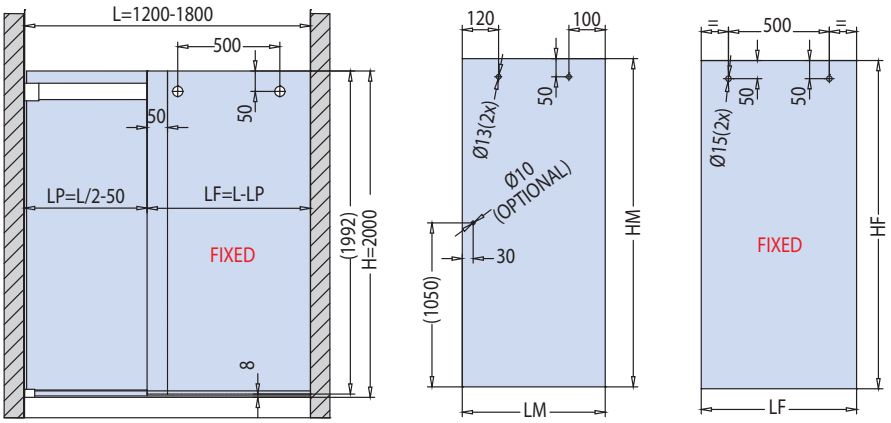

L = 1200 mm ⟶ 1800 mm
LP = L / 2 - 50
LM = LP + 45
LF = L - LP ... ▶ 174
HM = H - 8 = 1992 mm
HF = H - 8 = 1992... ▶ 165-167

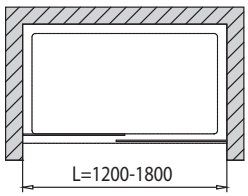

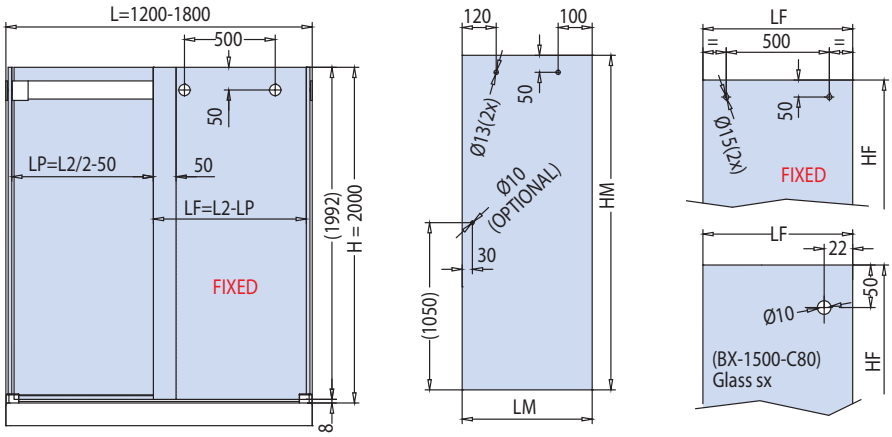

L = 1200 mm ⟶ 1800 mm
L1 = L - 5 x 2 L2 = L1 - 2 x 8
LP = L2 / 2 - 50
LM = LP + 45
LF = L2 - LP ... ▶ 174
HM = H - 8
HF = H - 8 = 1992... ▶ 169-171

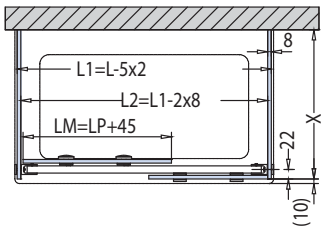

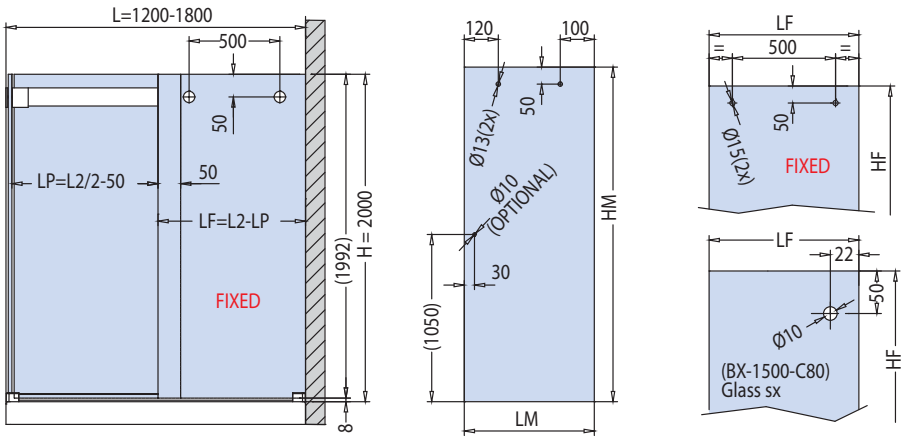

L = 1200 mm ⟶ 1800 mm
L1 = L - 5 L2 = L1 - 8
LP = L2 / 2 - 50
LM = LP + 45
LF = L2 - LP ... ▶ 174
HM = H - 8
HF = H - 8 = 1992... ▶ 169-171

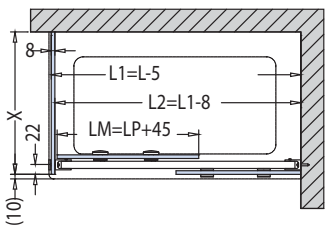

xfb050O

BX-1501

COMPONENTI | COMPONENTS | EINZELTEILE

BX-1501-C43

- Binario
- Track profile
- Laufschiene

Cod.	Fin.|Fin.|Oberf.
BX-1501-C43-1500 mm	CR / IXE
BX-1501-C43-3000 mm	CR / IXE
BX-1501-C01-1000 x 1000 mm (2 pcs 45°)	CR / IXE

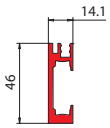

xfb-077

BX-1501-C10

- Ruota
- Roller
- Laufrolle

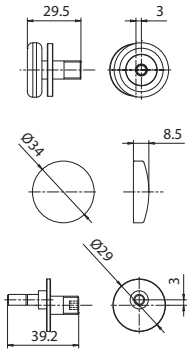

xfb-077

BX-1501-C70

- Punto di fissaggio vetro fisso al binario
- Fixing point for fixed glass and track profile
- Punkthalter für Fixierung des Festteils auf Laufschiene

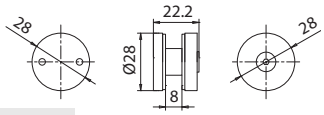

xfb-077

BX-1501-C90 DX

- Attacco a parete destro per binario
- Right wall connector for track profile
- Wandhalter rechts für Laufschiene

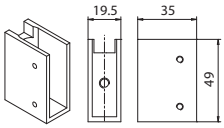

xfb-077

BX-1501-C90 SX

- Attacco a parete sinistro per binario
- Left wall connector for track profile
- Wandhalter links für Laufschiene

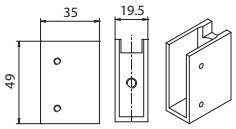

xfb-077

BX-1501-C81

- Piastrina attacco a vetro per BX-1501-C90
- Plate glass connector for BX-1501-C90
- Platte Glashalter für BX-1501-C90

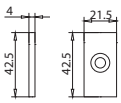

xfb-077

BX-1501-C30

- Stopper

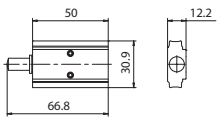

xfb-077

BX-1501-C20

- Connettore ad angolo per binario
- Corner connector for track profile
- Winkelverbinder Laufschiene

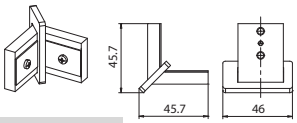

xfb-077

BX-1510 CON VELETTA | WITH COVER | MIT ABDECKUNG

Profili vetro fisso
Profiles for fixed panels
Profil für Festverglasung....▶ 174

Profili a terra
Floor profiles
Bodenprofile...▶ 169-171

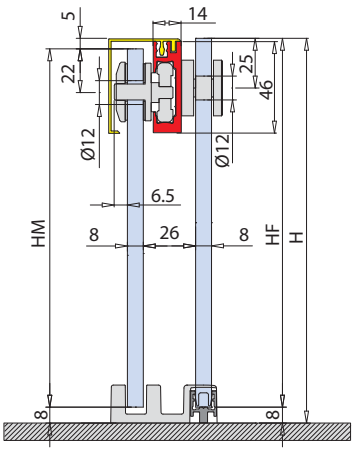

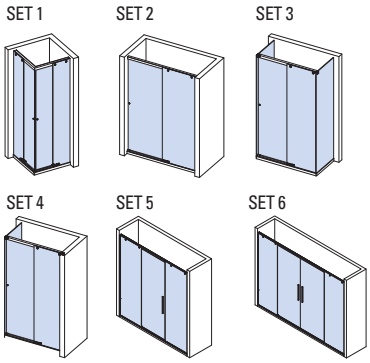

COMPONENTI | COMPONENTS | EINZELTEILE



BX-1510 SET 1 ANGOLO | CORNER | ECKDUSCHE

L = 1000 x 1000 mm

BX-1501-C90 (2x)
BX-1501-C30 (2x)
BX-1501-C70 (4x)
BX-1510-C10 (4x)
BX-1510-C20 (1x)
OPTIONAL

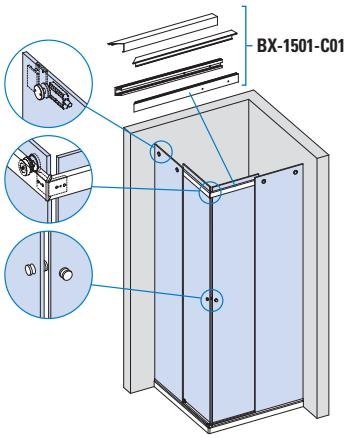

xfb050-E

BX-1510 SET 2 NICCHIA | NICHE | NISCHENDUSCHE

L = 1500 mm
L = 3000 mm

BX-1501-C90 (2x)
BX-1510-C10 (2x)
BX-1501-C70 (2x)
BX-1501-C30 (1x)
OPTIONAL

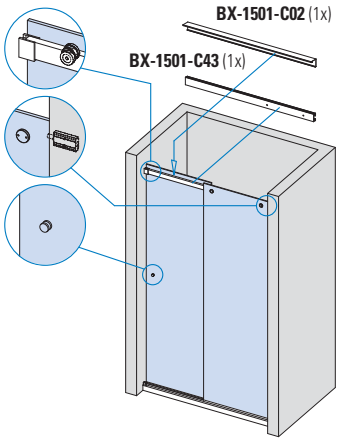

xfb050-F

BX-1510 SET 3 A "U" | U-SHOWER | "U-DUSCHE

L = 1500 mm
L = 3000 mm

BX-1510-C80 (2x)
BX-1510-C10 (2x)
BX-1501-C70 (2x)
BX-1501-C30 (1x)
OPTIONAL

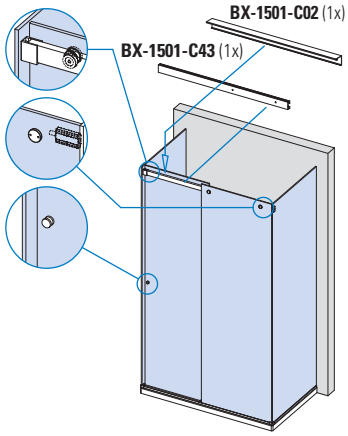

xfb050-G

BX-1510 SET 4 SPALLA IN VETRO | 2 FIXED PANELS 2 FESTSTEHENDEN GLASTAFELN

L = 1500 mm
L = 3000 mm

BX-1510-C80 (1x)
BX-1510-C10 (2x)
BX-1501-C70 (2x)
BX-1501-C90 (1x)
BX-1501-C30 (1x)
OPTIONAL

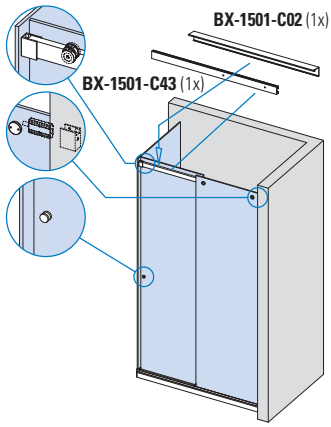

xfb050-H

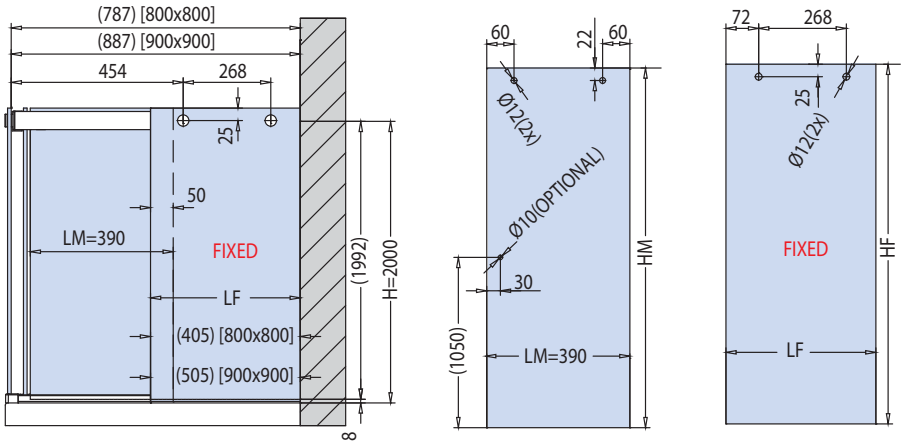

L = 800 x 800 mm (900 x 900 mm)
LM = 390 mm
LF ... ▶ 174
HM = H - 13 = 1987 mm
HF = H - 8 = 1992... ▶ 169-171

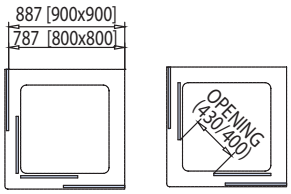

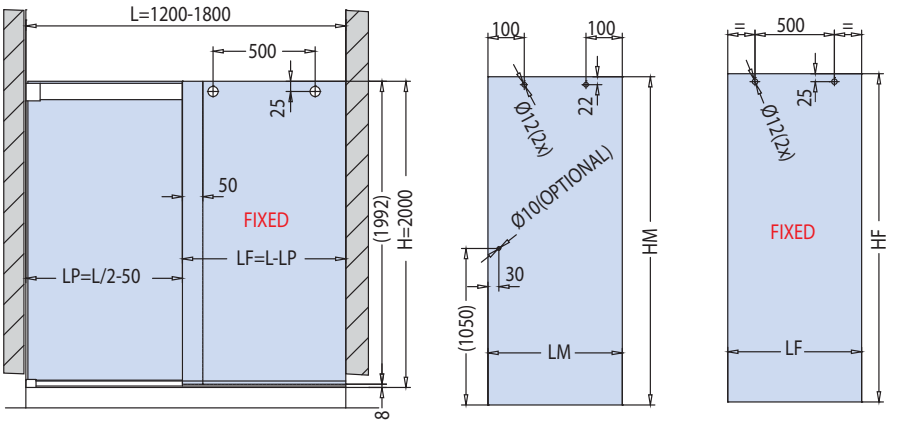

L = 1200 mm → 1800 mm
LP = L / 2 - 50
LM = LP + 45
LF = L - LP ... ▶ 174
HM = H - 13 = 1987 mm
HF = H - 8 = 1992... ▶ 169-171

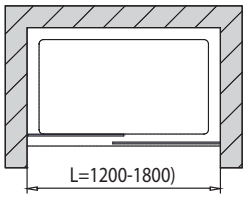

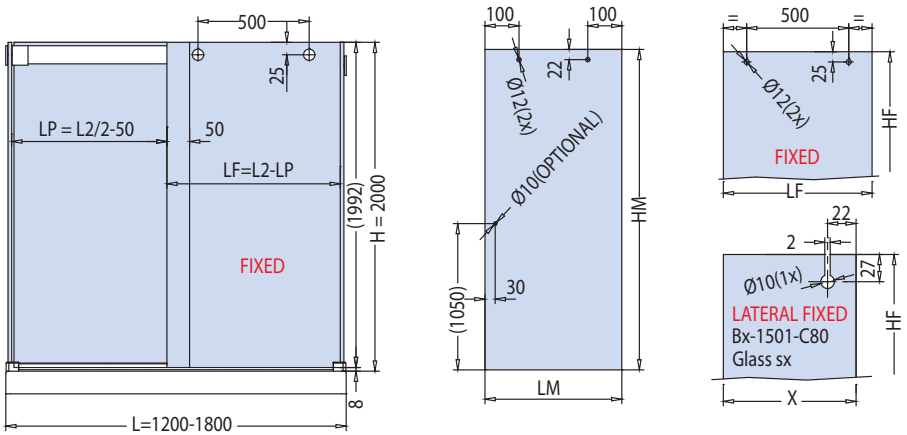

L = 1200 mm → 1800 mm
L1 = L - 5 x 2 L2 = L1 - 2 x 8
LP = L2 / 2 - 50
LM = LP + 45
LF = L2 - LP ... ▶ 174
HM = H - 13 = 1987
HF = H - 8 = 1992... ▶ 169-171

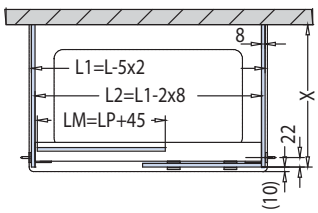

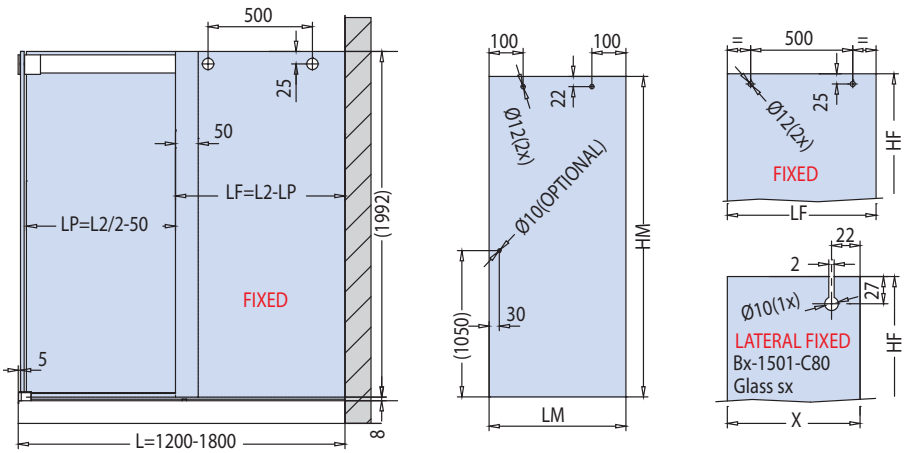

L = 1200 mm → 1800 mm
L1 = L - 5 L2 = L1 - 8
LP = L2 / 2 - 50
LM = LP + 45
LF = L2 - LP ... ▶ 174
HM = H - 13 = 1987
HF = H - 8 = 1992... ▶ 169-171

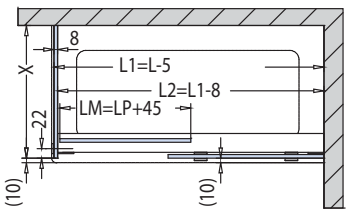

xfb050P

BX-1510

COMPONENTI | COMPONENTS | EINZELTEILE

BX-1501-C43

- Binario
- Track profile
- Laufschiene

Cod.	Fin.|Fin.|Oberf.
BX-1501-C43-1500 mm	CR / IXE
BX-1501-C43-3000 mm	CR / IXE

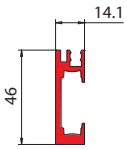

xfb-066

BX-1501-C02

- Veletta
- Cover profile
- Profilabdeckung

Cod.	Fin.|Fin.|Oberf.
BX-1501-C02-1500 mm	CR / IXE
BX-1501-C02-3000 mm	CR / IXE

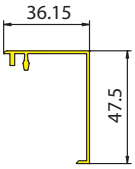

xfb-066

BX-1501-C01

- Binario con veletta
- Track profile with cover
- Laufschiene mit Profilabdeckung

Cod.	Fin.|Fin.|Oberf.
BX-1501-C01-1000 x 1000 mm (2 pcs 45°)	CR / IXE

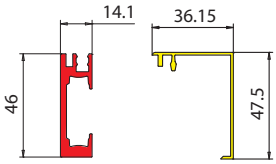

xfb-066

BX-1510-C10

- Ruota
- Roller
- Laufrolle

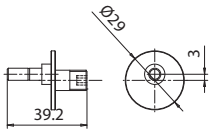

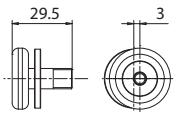

xfb-066

BX-1501-C70

- Punto di fissaggio vetro fisso al binario
- Fixing point for fixed glass and track profile
- Punkthalter für Fixierung des Festteils auf Laufschiene

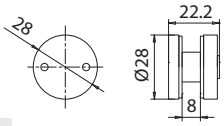

xfb-066

BX-1501-C90 DX

- Attacco a parete destro per binario
- Right wall connector for track profile
- Wandhalter rechts für Laufschiene

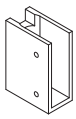

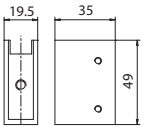

xfb-066

BX-1501-C90 SX

- Attacco a parete sinistro per binario
- Left wall connector for track profile
- Wandhalter links für Laufschiene

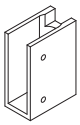

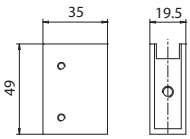

xfb-066

BX-1510-C81

- Piastrina attacco a vetro per BX-1501-C90
- Plate glass connector for BX-1501-C90
- Platte Glashalter für BX-1501-C90

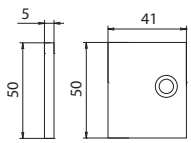

xfb-066

BX-1501-C30

- Stopper

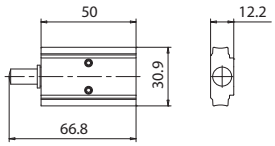

xfb-066

BX-1510-C20

- Connettore ad angolo per binario
- Corner connector for track profile
- Winkelverbinder Laufschiene

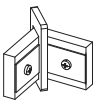

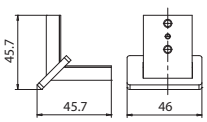

xfb-066

BX-3000 CON VELETTA | WITH COVER | MIT ABDECKUNG (OPTIONAL SOFT-CLOSE)

Profili vetro fisso
Profiles for fixed panels
Profil für Festverglasung....▶ 174

Profili a terra
Floor profiles
Bodenprofile...▶ 169-171

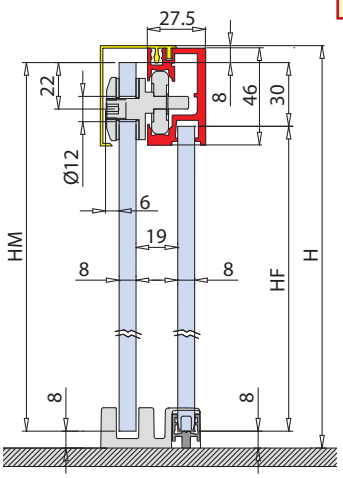

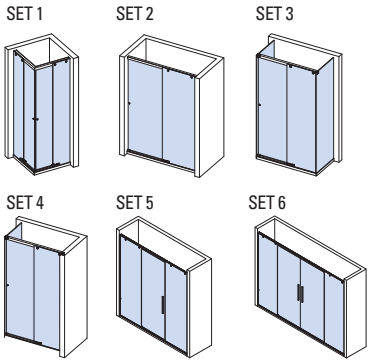

COMPONENTI | COMPONENTS | EINZELTEILE



BX-3000 SET 1 ANGOLO | CORNER | ECKDUSCHE

L = 1000 x 1000 mm

BX-3000-C90 (2x)
BX-3000-C30 (2x)
BX-3000-C10 (4x)
BX-3000-C20 (1x)
BX-3006 (2x)
OPTIONAL SOFT-CLOSE
OPTIONAL

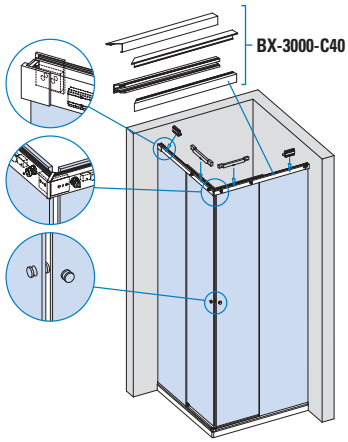

xfb050-I

BX-3000 SET 2 NICCHIA | NICHE | NISCHENDUSCHE

L = 1500 mm
L = 3000 mm

BX-3000-C90 (2x)
BX-3000-C30 (1x)
BX-3000-C10 (2x)
BX-3006 (1x)
OPTIONAL SOFT-CLOSE
OPTIONAL

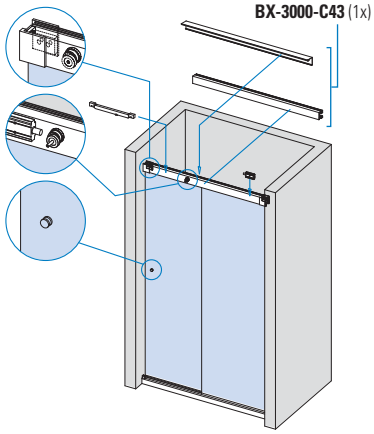

xfb050-L

BX-3000 SET 3 A "U" | U-SHOWER | "U-DUSCHE

L = 1500 mm
L = 3000 mm

BX-3000-C80 (2x)
BX-3000-C30 (1x)
BX-3000-C10 (2x)
BX-3006 (1x)
OPTIONAL SOFT-CLOSE
OPTIONAL

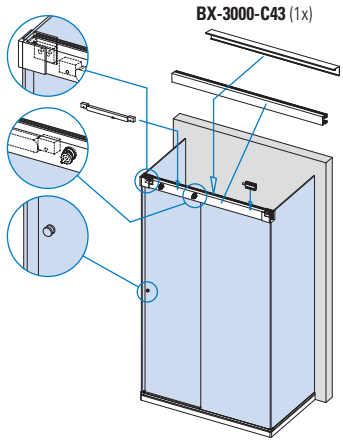

xfb050-M

BX-3000 SET 4 SPALLA IN VETRO | 2 FIXED PANELS 2 FESTSTEHENDEN GLASTAFELN

L = 1500 mm
L = 3000 mm

BX-3000-C80 (1x)
BX-3000-C10 (2x)
BX-3000-C30 (1x)
BX-3000-C90 (1x)
BX-3006 (1x)
OPTIONAL SOFT-CLOSE
OPTIONAL

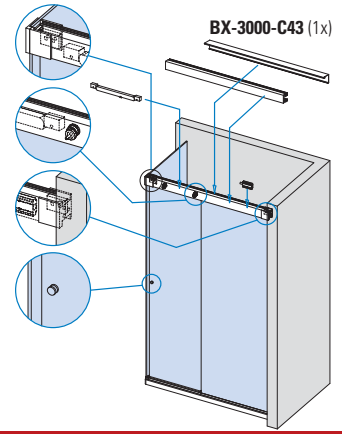

xfb050-N

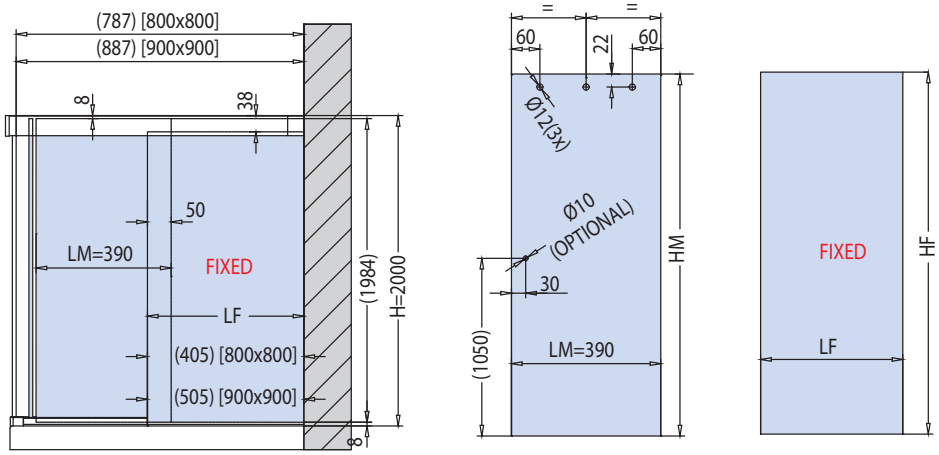

L = 800 x 800 mm (900 x 900 mm)
LM = 390 mm
LF ... ▶ 174
HM = H - 16 = 1984 mm
HF = H - 46 = 1954 ... ▶ **BX-PT-01 SET 1**
HF = H - 38 ... ▶ **BX-PT-02 SET 1**
HF = H - 38 ... ▶ **BX-PT-03 SET 1**

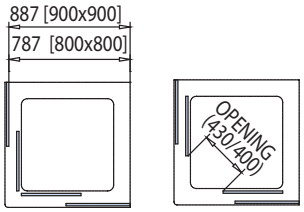

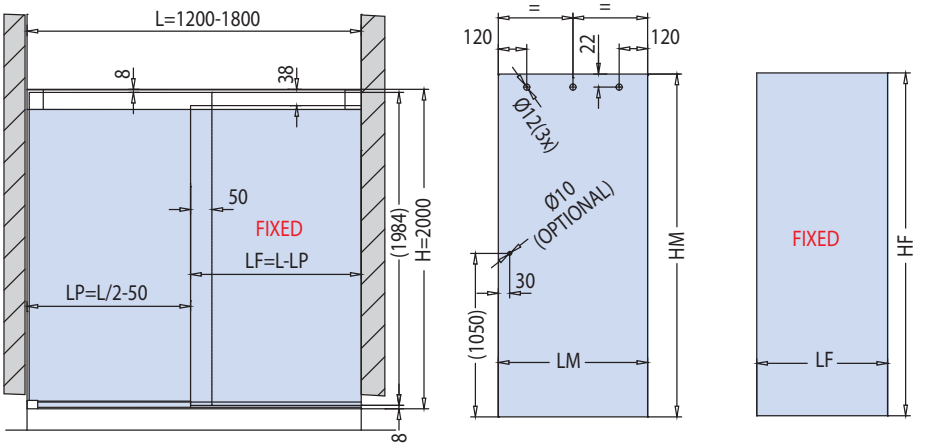

L = 1200 mm → 1800 mm
LP = L / 2 - 50
LM = LP + 45
LF = L - LP ... ▶ 174
HM = H - 16 = 1984 mm
HF = H - 46 = 1954 ... ▶ **BX-PT-01 SET 2**
HF = H - 38 ... ▶ **BX-PT-02 SET 2-3-4**
HF = H - 38 ... ▶ **BX-PT-03 SET 2-3-4**

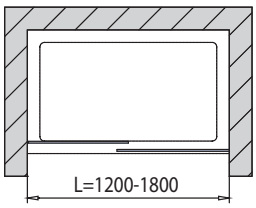

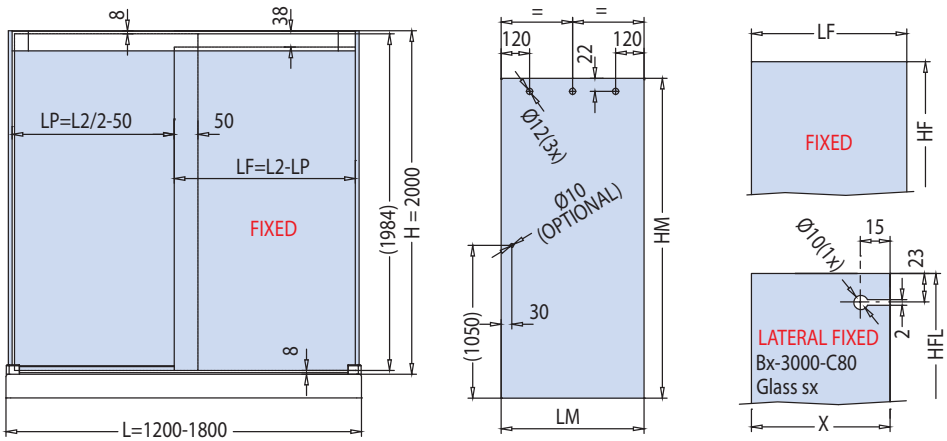

L = 1200 mm → 1800 mm
L1 = L - 5 x 2 L2 = L1 - 2 x 8
LP = L2 / 2 - 50 LM = LP + 45
LF = L2 - LP ... ▶ 174 X... ▶ 174
HM = H - 16 = 1984 mm
HF = H - 46 = 1954 ... ▶ **BX-PT-01 SET 3**
HF = H - 38 ... ▶ **BX-PT-02 SET 2-3-4**
HF = H - 38 ... ▶ **BX-PT-03 SET 2-3-4**
HFL = H - 8 = 1992 ... ▶ **BX-PT-01 SET 3**
HFL = H = 2000 ... ▶ **BX-PT-02 SET 2-3-4**
HFL = H = 2000 ... ▶ **BX-PT-03 SET 2-3-4**

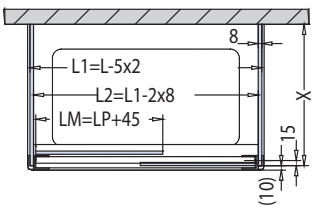

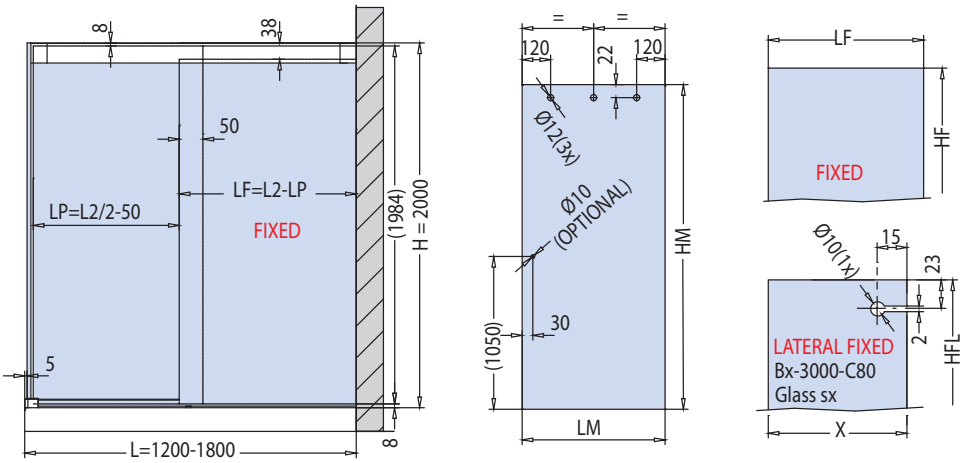

L = 1200 mm → 1800 mm
L1 = L - 5 x 2 L2 = L1 - 8
LP = L2 / 2 - 50 LM = LP + 45
LF = L2 - LP ... ▶ 174 X... ▶ 174
HM = H - 16 = 1984 mm
HF = H - 46 = 1954 ... ▶ **BX-PT-01 SET 3**
HF = H - 38 ... ▶ **BX-PT-02 SET 2-3-4**
HF = H - 38 ... ▶ **BX-PT-03 SET 2-3-4**
HFL = H - 8 = 1992 ... ▶ **BX-PT-01 SET 3**
HFL = H = 2000 ... ▶ **BX-PT-02 SET 2-3-4**
HFL = H = 2000 ... ▶ **BX-PT-03 SET 2-3-4**

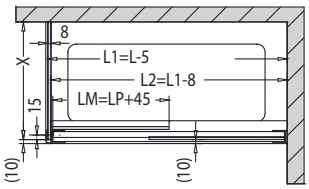

xfb050Q

BX-3000

COMPONENTI | COMPONENTS | EINZELTEILE

BX-3000-C43

- Binario
- Track profile
- Laufschiene

Cod.	Fin.|Fin.|Oberf.
BX-3000-C43-1500 mm	CR
BX-3000-C43-3000 mm	CR

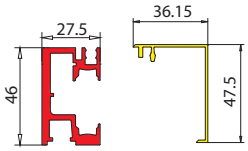

xfb-078

BX-3000-C40

- Binario con veletta
- Track profile with cover
- Laufschiene mit Profilabdeckung

Cod.	Fin.|Fin.|Oberf.
BX-3000-C40-1000 x 1000 mm (2 pcs 45°)	CR

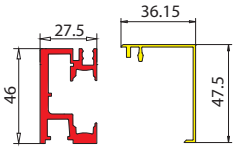

xfb-078

BX-3000-C10

- Ruota
- Roller
- Laufrolle

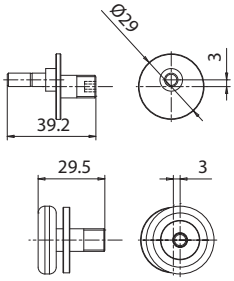

xfb-078

BX-3050

- Guida vetro scxorrevole BX-3000 per applicazione con profilo a terra BX-PT-C58 / BX-PT-C56
- Floor guide sliding panel BX-3000 for installation with floor profile BX-PT-C58 / BX-PT-C56
- Schiebetür Bodenführung BX-3000 für Montage mit Boden-profile BX-PT-C58 / BX-PT-C56

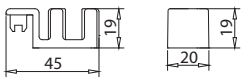

xfb-078

BX-3006 SOFT-CLOSE

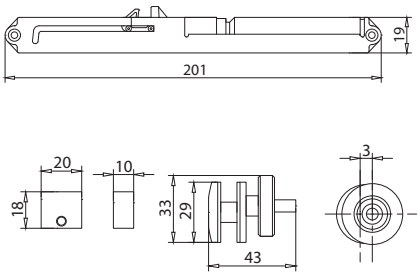

xfb-078

BX-3000-C90

- Attacco a parete per binario
- Wall connector for track profile
- Wandhalter für Laufschiene

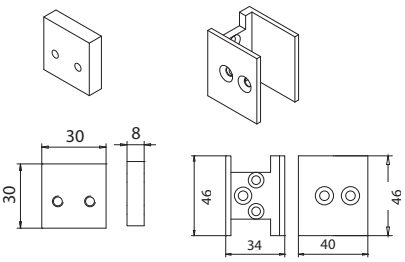

xfb-078

BX-3000-C81

- Piastrina attacco a vetro per BX-3000-C90
- Plate glass connector for BX-3000-C90
- Platte Glashalter für BX-3000-C90

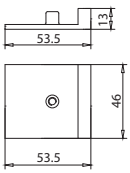

xfb-078

BX-3000-C30

- Stopper

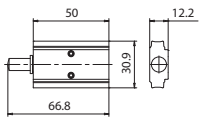

xfb-078

BX-3000-C20

- Connettore ad angolo per binario
- Corner connector for track profile
- Winkelverbinder Laufschiene

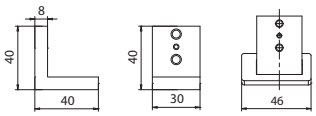

xfb-078

BX-2010

Profili vetro fisso
Profiles for fixed panels
Profil für Festverglasung....▶ 174

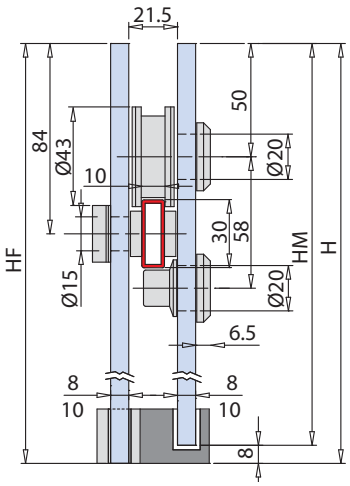

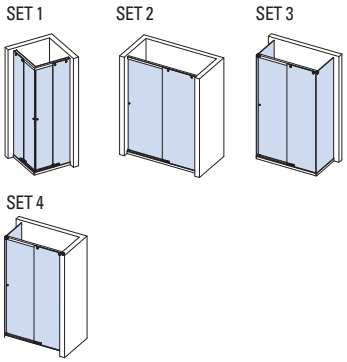

COMPONENTI | COMPONENTS | EINZELTEILE

BX-2010 SET 1 ANGOLO | CORNER | ECKDUSCHE

BX-2010-C90 (2x)
BX-2010-C70 (4x)
BX-2010-C30 (4x)
BX-2010-C10 (4x)
BX-2010-C20 (1x)
OPTIONAL
BX-2010-C50 (2x)
BX-C57 (1x)

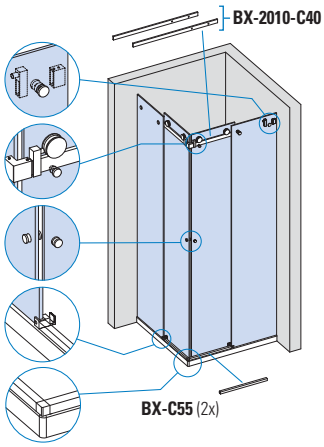

xfb051-A

BX-2010 SET 2 NICCHIA | NICHE | NISCHENDUSCHE

BX-2010-C90 (2x)
BX-2010-C70 (2x)
BX-2010-C30 (2x)
BX-2010-C10 (2x)
OPTIONAL
BX-2010-C50 (1x)
BX-C60 (1x)

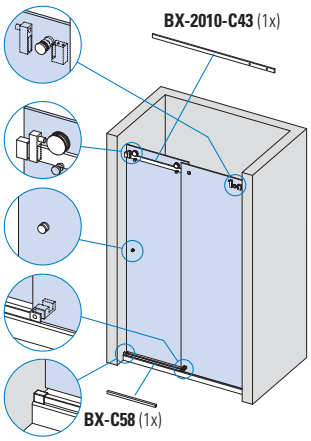

xfb051-B

BX-2010 SET 3 A "U" | U-SHOWER | "U-DUSCHE

BX-2010-C80 (2x)
BX-2010-C70 (2x)
BX-2010-C30 (2x)
BX-2010-C10 (2x)
OPTIONAL
BX-2010-C50 (1x)
BX-C60 (1x)

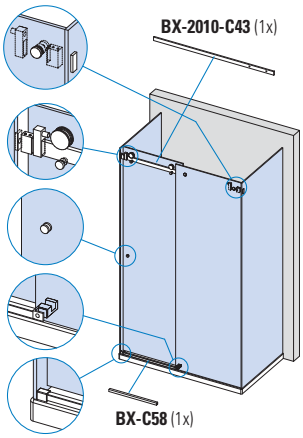

xfb051-C

BX-2010 SET 4 SPALLA IN VETRO | 2 FIXED PANELS 2 FESTSTEHENDEN GLASTAFELN

BX-2010-C90 (1x)
BX-2010-C70 (2x)
BX-2010-C30 (2x)
BX-2010-C80 (1x)
BX-2010-C10 (2x)
OPTIONAL
BX-2010-C50 (1x)
BX-C60 (1x)

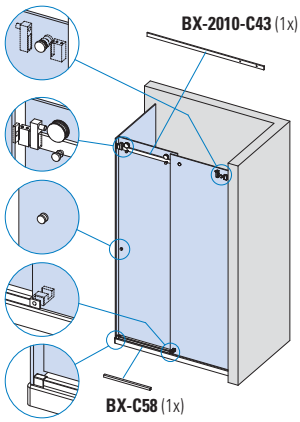

xfb051-D

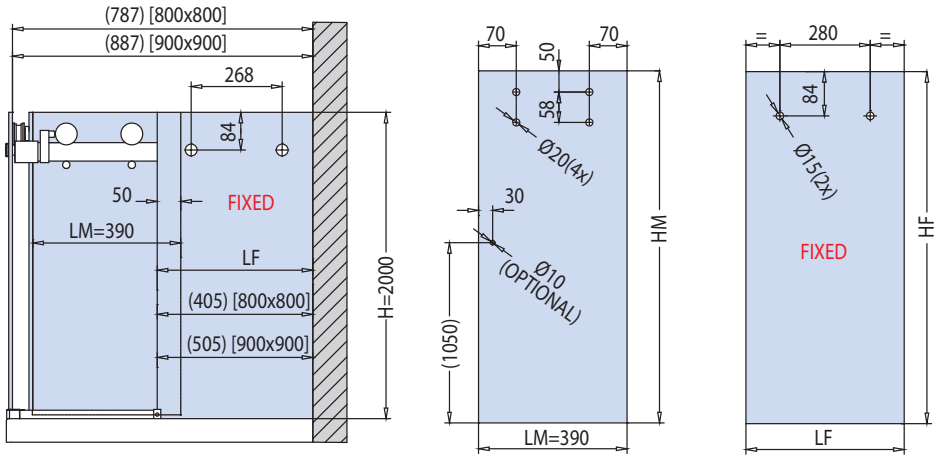

L = 800 x 800 mm (900 x 900 mm)
LM = 390 mm
LF ... ▶174
HM = H - 8 = 1992 mm
HF = H = 2000

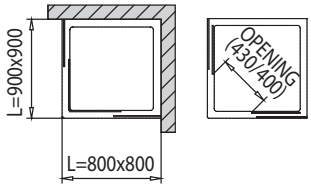

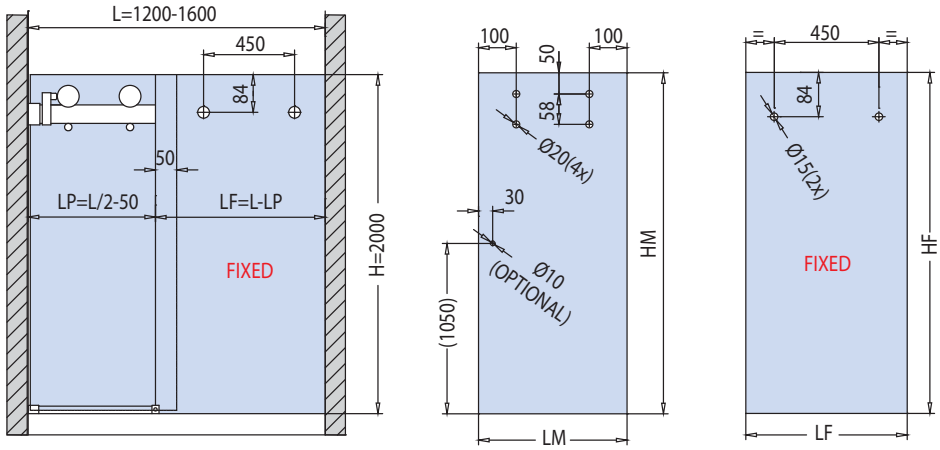

L = 1200 mm → 1600 mm
LP = L / 2 - 50
LM = LP + 45
LF = L - LP ... ▶174
HM = H - 8 = 1992 mm
HF = H = 2000

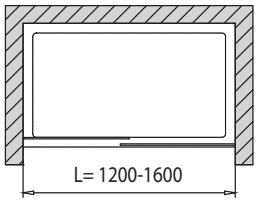

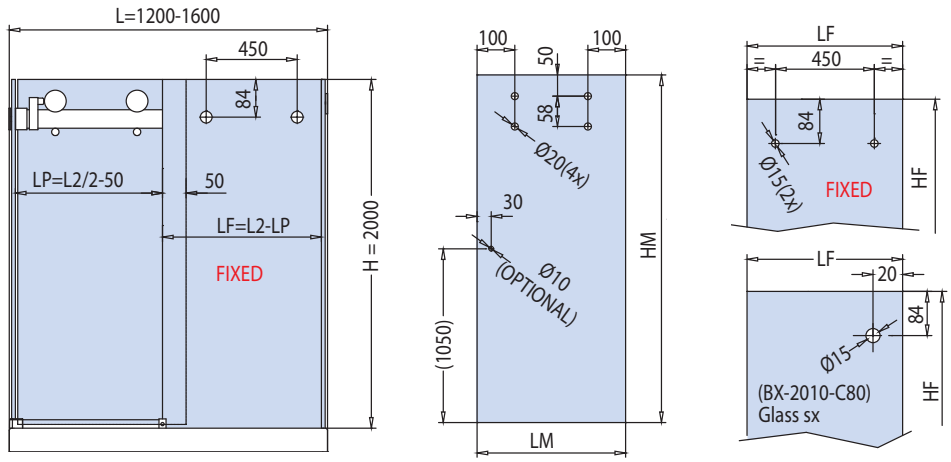

L = 1200 mm → 1600 mm
L1 = L - 5 x 2 L2 = L1 - 2 x 8
LP = L2 / 2 - 50
LM = LP + 45
LF = L2 - LP ... ▶174
HM = H - 8 = 1992 mm
HF = H = 2000

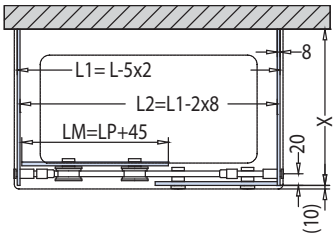

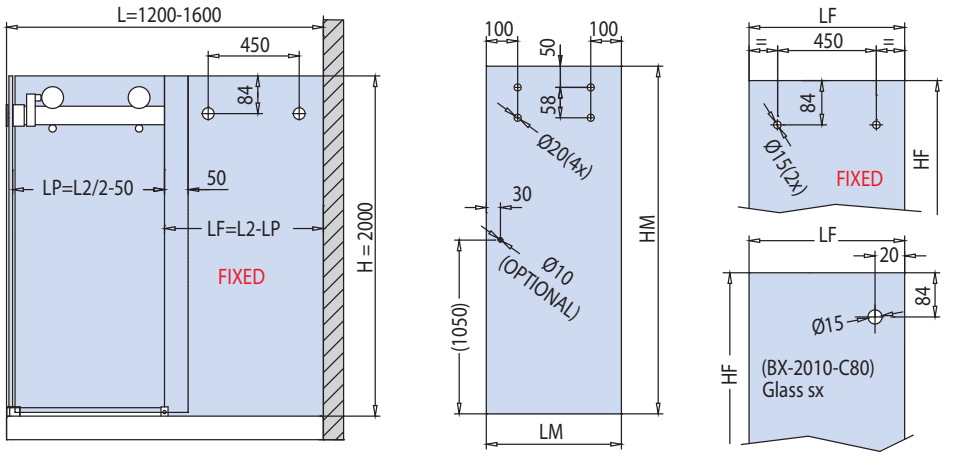

L = 1200 mm → 1600 mm
L1 = L - 5 L2 = L1 - 8
LP = L2 / 2 - 50
LM = LP + 45
LF = L2 - LP ... ▶174
HM = H - 8 = 1992 mm
HF = H = 2000

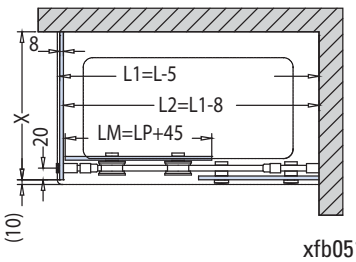

xfb051E

BX-2010

COMPONENTI | COMPONENTS | EINZELTEILE

BX-2010-C43/BX-2010-C40

- Binario
- Track profile
- Laufschiene

Cod.	Fin.|Fin.|Oberf.
BX-2010-C43-1650 mm	IL
BX-2010-C43-2200 mm	IL
BX-2010-C40-1000 x 1000 mm (2 pcs)	IL



BX-C58

- Profilo a terra
- Floor profile
- Bodenprofil

Cod.	Fin.|Fin.|Oberf.
BX-2010-C58-1500 mm	IL
BX-2010-C58-900 mm	IL
BX-2010-C55-450 mm	IL

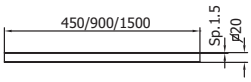

bx-c58-bx-c55

BX-2010-C10

- Ruota e antisgancio
- Roller and anti-jump
- Laufrolle und Aushebeschutz

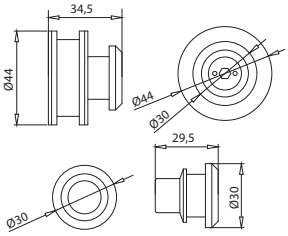

xme412

BX-2010-C70

- Punto di fissaggio vetro fisso al binario
- Fixing point for fixed glass and track profile
- Punkthalter für Fixierung des Festteils auf Laufschiene

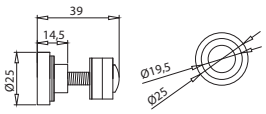

xme412

BX-2010-C57

- Connettore ad angolo per profilo a terra
- Corner connector for floor profile
- Winkelverbinder für Bodenprofil

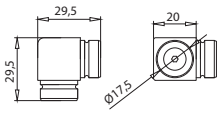

xme412

BX-2010-C50

- Guida a pavimento
- Floor guide
- Bodenführung

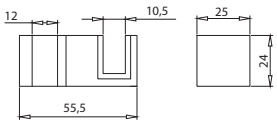

xme412

BX-2010-C80

- Attacco a vetro per binario
- Glass connector for track profile
- Glashalter für Laufschiene

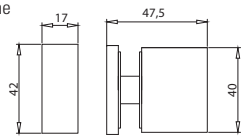

xme412

BX-2010-C90

- Attacco a parete per binario
- Wall connector for track profile
- Wandhalter für Laufschiene

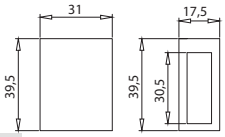

xme412

BX-2010-C20

- Connettore ad angolo per binario
- Corner connector for track profile
- Winkelverbinder Laufschiene

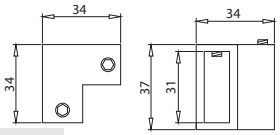

xme412

BX-2010-C30

- Stopper

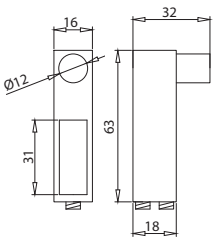

xme412

BX-C60

- Coperchietto finale per profilo a terra BX-C55 / BX-C58
- Endcap for floor profiles BX-C55 / BX-C58.
- Endkappe für Bodenprofile BX-C55 / BX-C58.

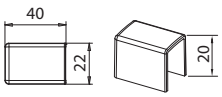

xla307

BX-2000

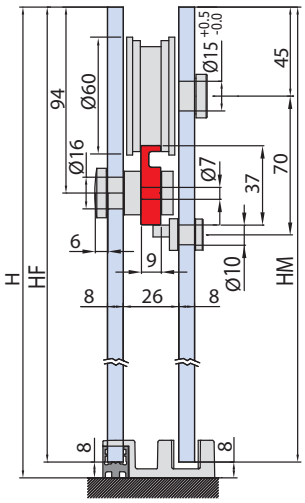

Profili vetro fisso
Profiles for fixed panels
Profil für Festverglasung....▶ 174

Profili a terra
Floor profiles
Bodenprofile...▶ 169-171

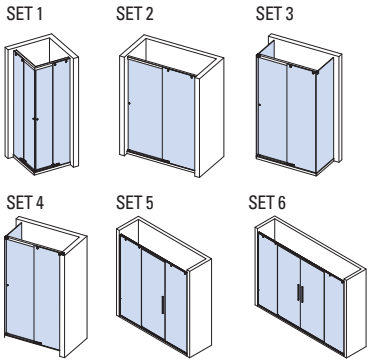

COMPONENTI | COMPONENTS | EINZELTEILE

BX-2000 SET 1 ANGOLO | CORNER | ECKDUSCHE

BX-2000-C07 (2x)
BX-2000-C04 (4x)
BX-2000-C02 (2x)
BX-2000-C01 (4x)
BX-2000-C03 (4x)
BX-2000-C10 (1x)
OPTIONAL

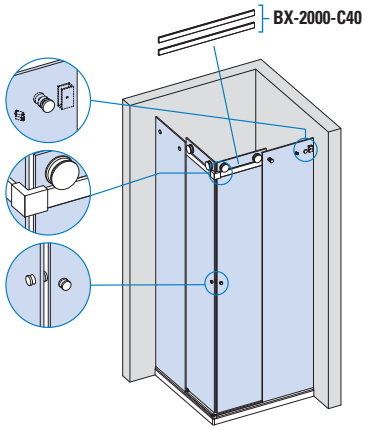

xme216-A

BX-2000 SET 2 NICCHIA | NICHE | NISCHENDUSCHE

BX-2000-C01 (2x)
BX-2000-C03 (2x)
BX-2000-C07 (2x)
BX-2000-C04 (2x)
BX-2000-C02 (1x)
OPTIONAL

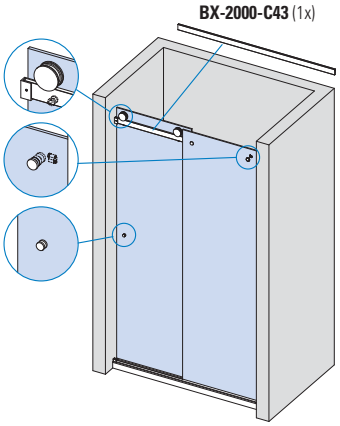

xme217

BX-2000 SET 3 A "U" | U-SHOWER | "U-DUSCHE

BX-2000-C08 (2x)
BX-2000-C01 (2x)
BX-2000-C03 (2x)
BX-2000-C02 (1x)
BX-2000-C04 (2x)
OPTIONAL

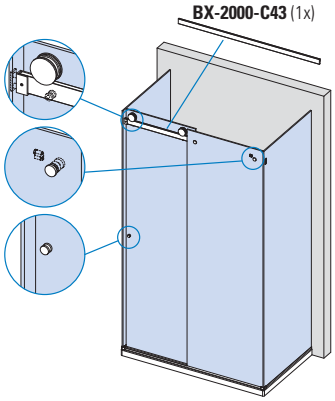

xme218

BX-2000 SET 4 SPALLA IN VETRO | 2 FIXED PANELS 2 FESTSTEHENDEN GLASTAFELN

BX-2000-C08 (1x)
BX-2000-C01 (2x)
BX-2000-C03 (2x)
BX-2000-C02 (1x)
BX-2000-C04 (2x)
BX-2000-C07 (1x)
OPTIONAL

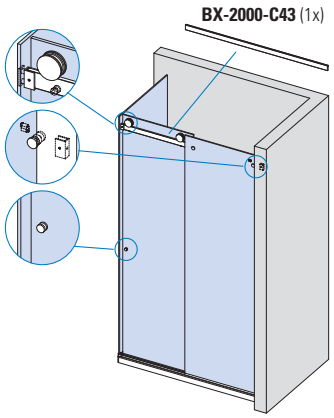

xme219

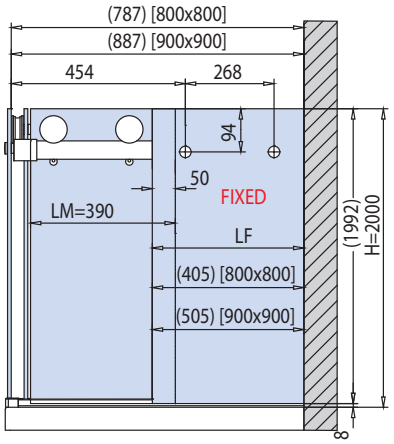

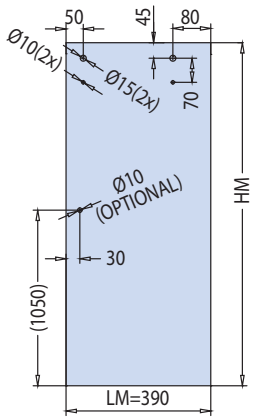

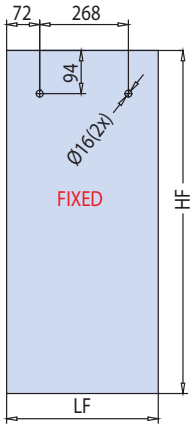

L = 800 x 800 mm (900 x 900 mm)
LM = 390 mm
LF ... ▶ 174
HM = H - 8 = 1992 mm
HF = H - 8 = 1992... ▶ 169-171

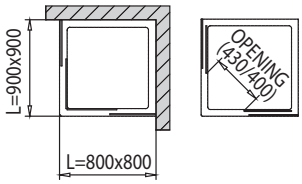

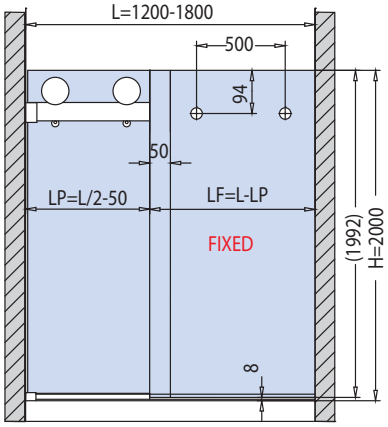

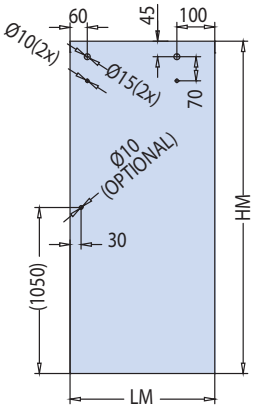

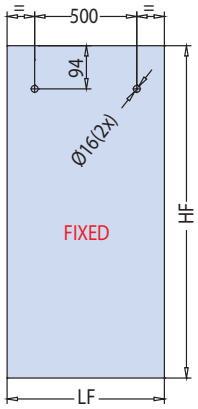

L = 1200 mm → 1800 mm
LP = L / 2 - 50
LM = LP + 45
LF = L - LP ... ▶ 174
HM = H - 8 = 1992 mm
HF = H - 8 = 1992... ▶ 169-171

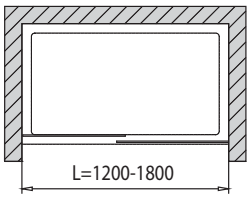

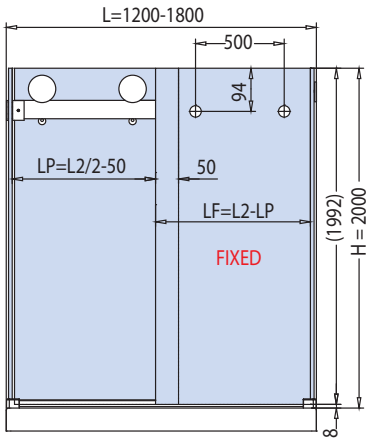

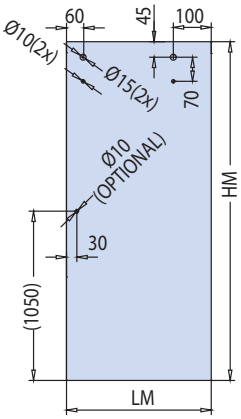

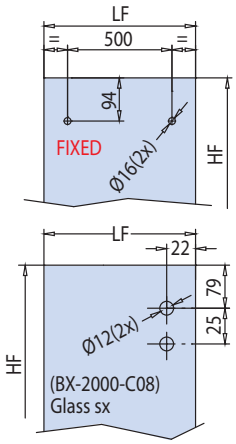

L = 1200 mm → 1800 mm
L1 = L - 5 x 2 L2 = L1 - 2 x 8
LP = L2 / 2 - 50
LM = LP + 45
LF = L2 - LP ... ▶ 174
HM = H - 8 = 1992 mm
HF = H - 8 = 1992... ▶ 169-171

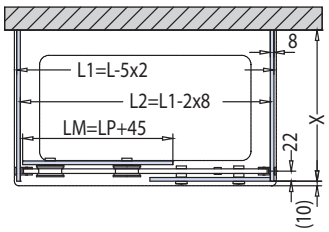

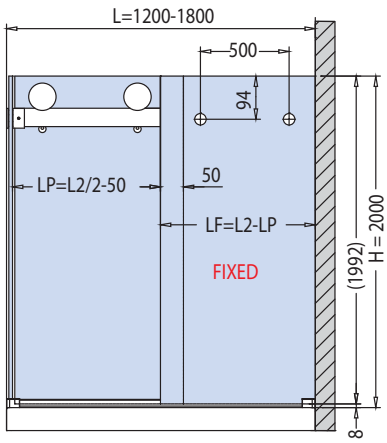

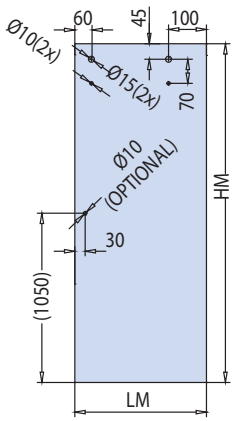

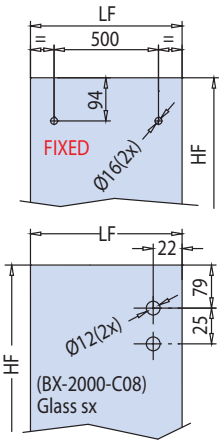

L = 1200 mm → 1800 mm
L1 = L - 5 L2 = L1 - 8
LP = L2 / 2 - 50
LM = LP + 45
LF = L2 - LP ... ▶ 174
HM = H - 8 = 1992 mm
HF = H - 8 = 1992... ▶ 169-171

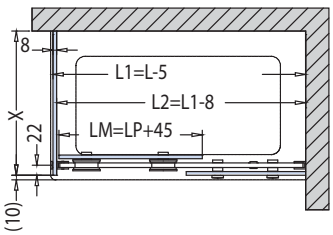

xla314F

BX-2000

COMPONENTI | COMPONENTS | EINZELTEILE

BX-2000-C43/BX-2000-C40

- Binario
- Track profile
- Laufschiene

Cod.	Fin.|Fin.|Oberf.
BX-2000-C43-2200 mm	CR
BX-2000-C40-1000 x 1000 mm (2 pcs)	CR

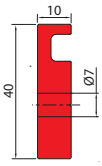

xme 216

BX-2000-C01

- Ruota
- Roller
- Laufrolle

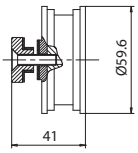

xfb-065

BX-2000-C03

- Antisgancio
- Anti-jump
- Aushebeschutz

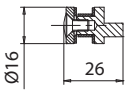

xfb-065

BX-2000-C04

- Punto di fissaggio vetro fisso al binario
- Fixing point for fixed glass and track profile
- Punkthalter für Fixierung des Festteils auf Laufschiene

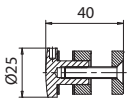

xfb-065

BX-2000-C07 DX

- Attacco a parete destro per binario
- Right wall connector for track profile
- Wandhalter rechts für Laufschiene

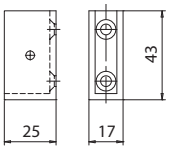

xfb-065

BX-2000-C07 SX

- Attacco a parete sinistro per binario
- Left wall connector for track profile
- Wandhalter links für Laufschiene

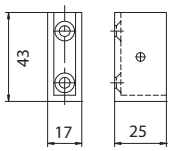

xfb-065

BX-2000-C08 DX

- Attacco a vetro destro per binario
- Right glass connector for track profile
- Glashalter rechts für Laufschiene

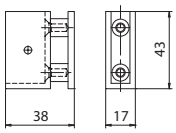

xfb-065

BX-2000-C08 SX

- Attacco a vetro sinistro per binario
- Left glass connector for track profile
- Glashalter links für Laufschiene

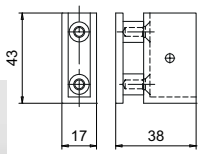

xfb-065

BX-2000-C02

- Stopper

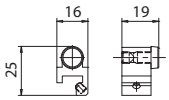

xfb-065

BX-2000-C10

- Connettore ad angolo per binario
- Corner connector for track profile
- Winkelverbinder Laufschiene

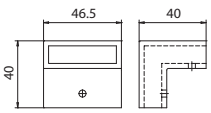

xfb-065

BX-01

Profili vetro fisso
Profiles for fixed panels
Profil für Festverglasung....▸ 174

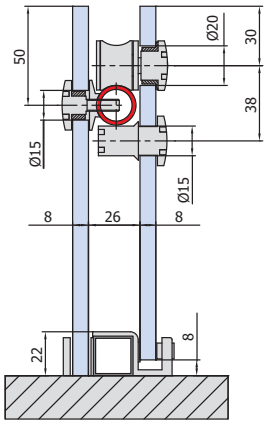

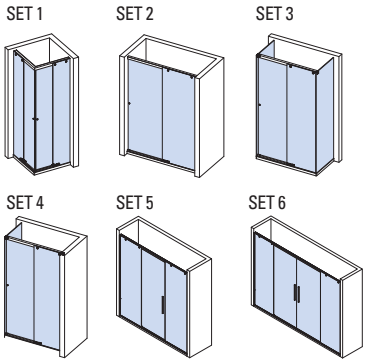

COMPONENTI | COMPONENTS | EINZELTEILE ▸ 140



BX-01 SET 1 ANGOLO | CORNER | ECKDUSCHE

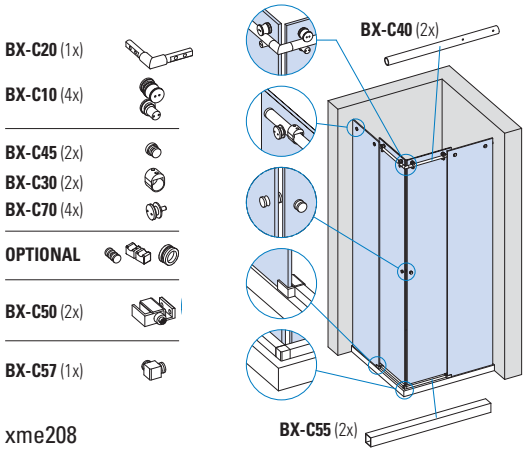

xme208

BX-01 SET 2 NICCHIA | NICHE | NISCHENDUSCHE

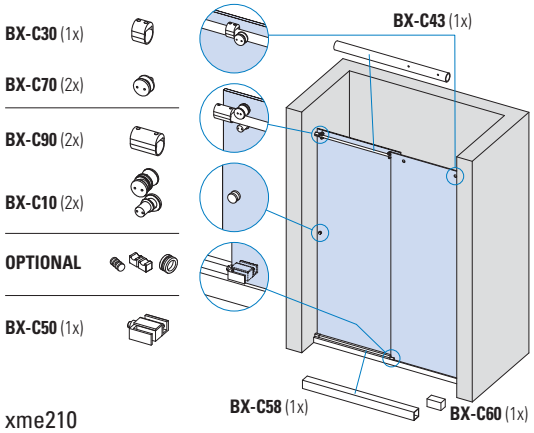

xme210

BX-01 SET 3 A "U" | U-SHOWER | "U-DUSCHE

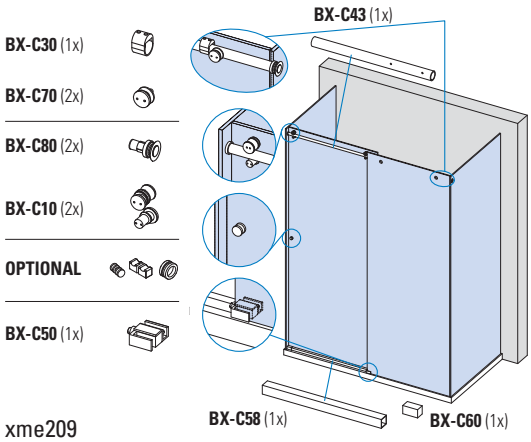

xme209

BX-01 SET 4 SPALLA IN VETRO | 2 FIXED PANELS 2 FESTSTEHENDEN GLASTAFELN

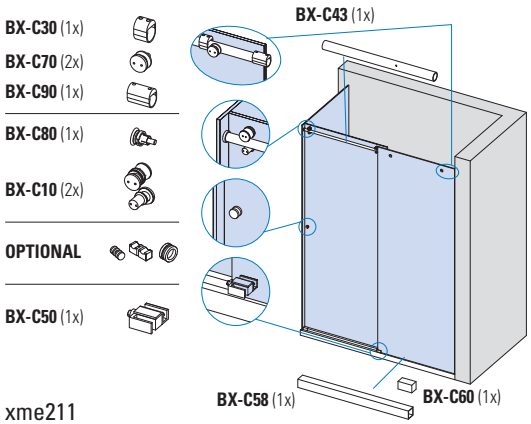

xme211

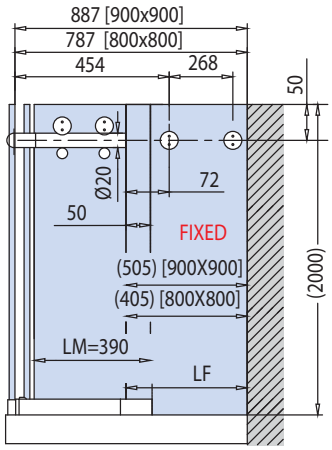

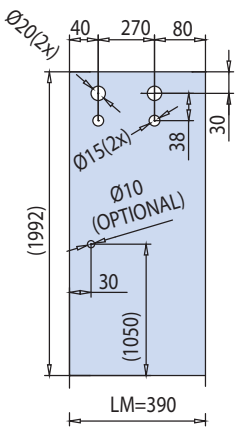

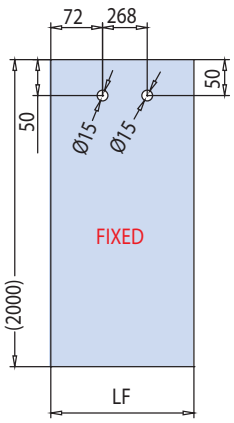

L = 800 x 800 mm (900 x 900 mm)
LM = 390 mm
LF ... ▶174
HF = 2000
HM = 1992

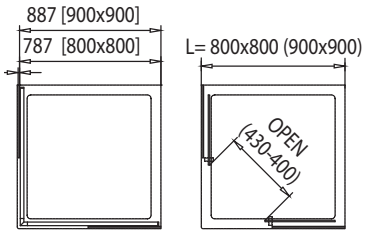

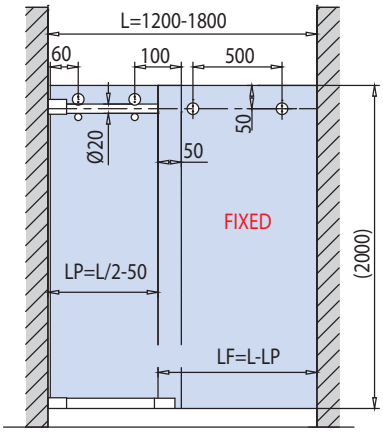

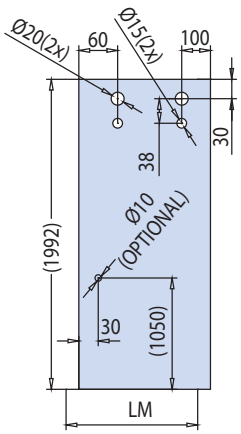

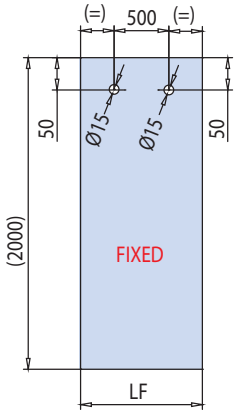

L = 1200 mm → 1800 mm
LP = L / 2 - 50
LM = LP + 45
LF = L - LP ... ▶174
HF = 2000
HM = 1992

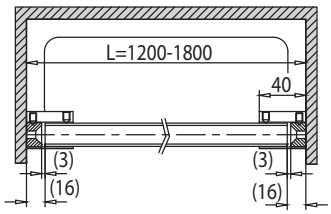

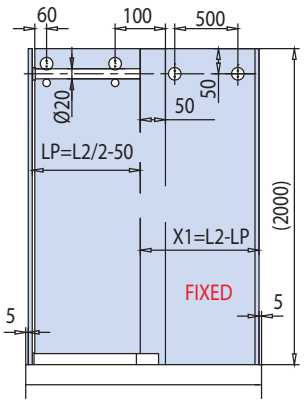

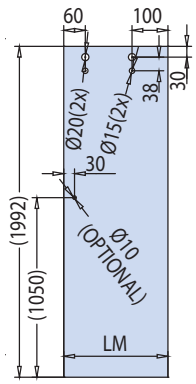

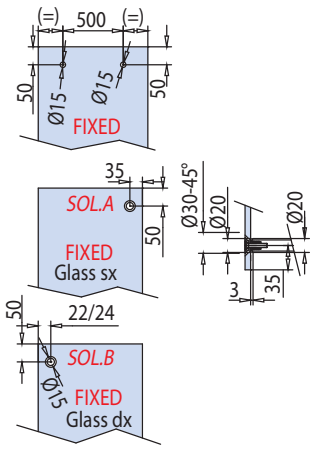

L = 1200 mm → 1800 mm
L1 = L - 5 x 2 L2 = L1 - 2 x SP. VETRO
LP = L2 / 2 - 50
LM = LP + 45
LF = L2 - LP ... ▶174
LF teorico = Calcolare | Calculate | Berechnen
HF = 2000
HM = 1992

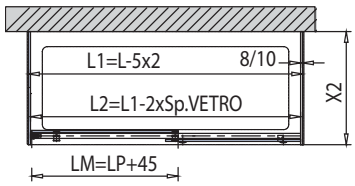

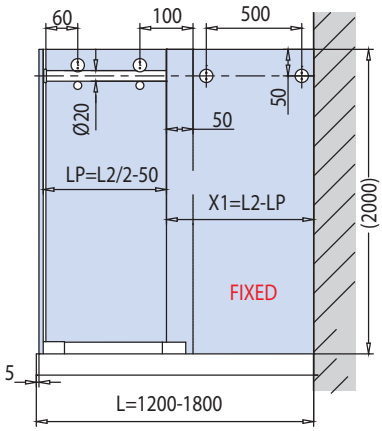

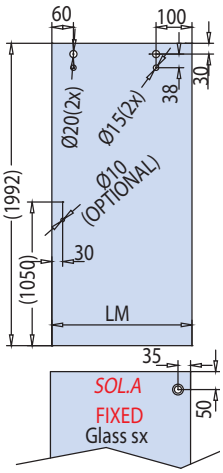

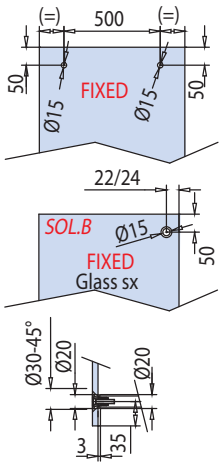

L = 1200 mm → 1800 mm
L1 = L - 5 L2 = L1 - SP. VETRO
LP = L2 / 2 - 50
LM = LP + 45
LF = L2 - LP ... ▶174
LF teorico = Calcolare | Calculate | Berechnen
HF = 2000
HM = 1992

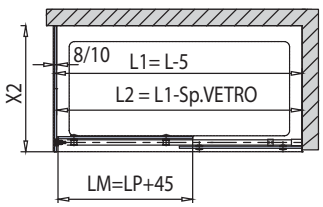

xme387

BX-01

COMPONENTI | COMPONENTS | EINZELTEILE

BX-C43 / BX-C40

- Binario
- Track profile
- Laufschiene

Cod.	Fin.|Fin.|Oberf.
BX-C43-1800 mm	IL
BX-C43-2800 mm*	IL
BX-C40-830 x 830 mm (2 pcs)	IL

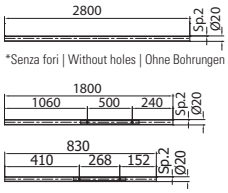

BX-C10

- Ruota con perno antisgancio
- Roller with anti-jump pin
- Laufrolle und Aushebeschutz

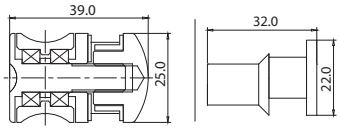

xme382

BX-C70

- Punto di fissaggio vetro fisso al binario
- Fixing point for fixed glass and track profile
- Punkthalter für Fixierung des Festteils auf Laufschiene

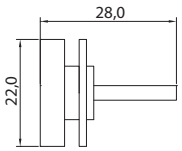

xme382

BX-C90

- Attacco a parete per binario
- Wall connector for track profile
- Wandhalter für Laufschiene

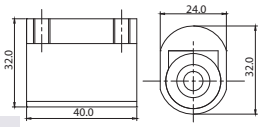

xme382

BX-C30

- Stopper

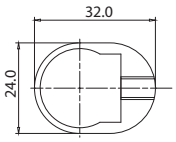

xme382

BX-C20

- Connettore ad angolo per binario
- Corner connector for track profile
- Winkelverbinder Laufschiene

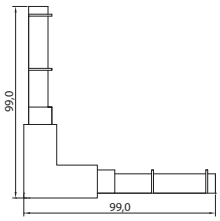

xme382

BX-C80

- Attacco a vetro per binario
- Glass connector for track profile
- Glashalter für Laufschiene

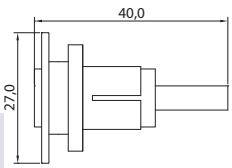

xme382

BX-C50

- Guida a pavimento
- Floor guide
- Bodenführung

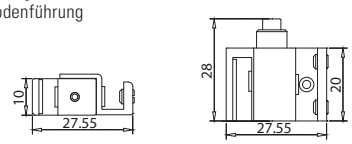

xme383

BX-C58 / BX-C55

- Profilo a terra
- Floor profile
- Bodenprofil

Cod.	Fin.|Fin.|Oberf.
BX-C58-1500 mm	IL
BX-C58-900 mm	IL
BX-C55-450 mm	IL

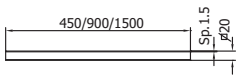

bx-c58-bx-c55

BX-C60

- Coperchietto finale per profilo a terra BX-C55 / BX-C58
- Endcap for floor profiles BX-C55 / BX-C58.
- Endkappe für Bodenprofile BX-C55 / BX-C58.

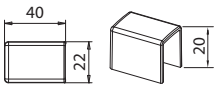

xla307

BX-C57

- Connettore ad angolo per profilo a terra
- Corner connector for floor profile
- Winkelverbinder für Bodenprofil

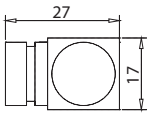

xme-383

BX-C45

- Tappo finale per binario
- Endcap for track profile
- Endkappe der Laufschiene

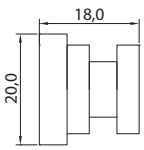

xme-382

BX-02

Profili vetro fisso
Profiles for fixed panels
Profil für Festverglasung....▶ 174

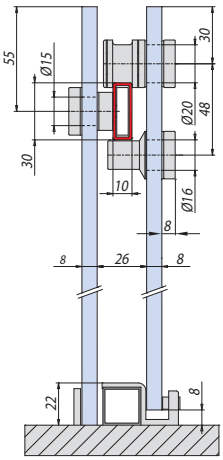

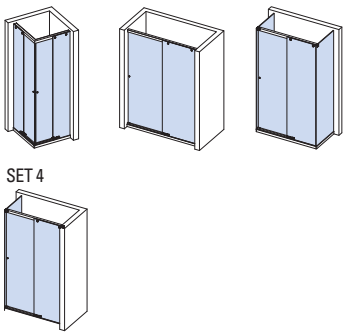

COMPONENTI | COMPONENTS | EINZELTEILE



BX-02 SET 1 ANGOLO | CORNER | ECKDUSCHE

BX-Q20 (1x)
BX-Q10 (4x)
BX-Q45 (2x)
BX-Q70 (4x)
BX-Q30 (2x)
OPTIONAL
BX-C50 (2x)
BX-C57 (1x)

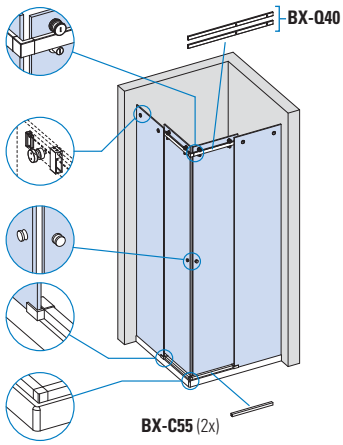

xla328

BX-02 SET 2 NICCHIA | NICHE | NISCHENDUSCHE

BX-Q30 (1x)
BX-Q70 (2x)
BX-Q90 (2x)
BX-Q10 (2x)
OPTIONAL
BX-C60 (1x)
BX-C50 (1x)

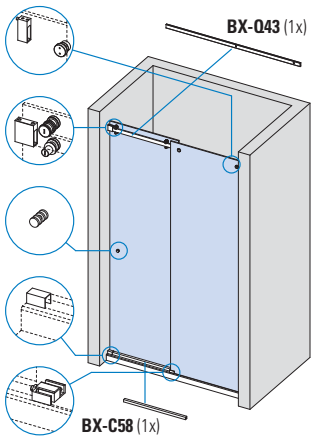

xla329

BX-02 SET 3 A "U" | U-SHOWER | "U-DUSCHE

BX-Q30 (1x)
BX-Q70 (2x)
BX-Q80 (2x)
BX-Q10 (2x)
OPTIONAL
BX-C60 (1x)
BX-C50 (1x)

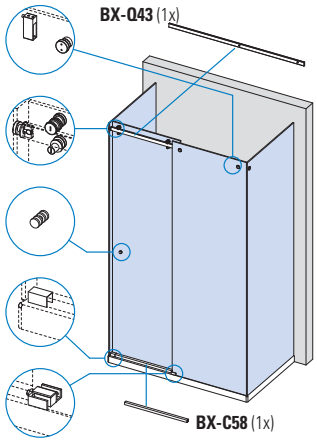

xla330

BX-02 SET 4 SPALLA IN VETRO | 2 FIXED PANELS 2 FESTSTEHENDEN GLASTAFELN

BX-Q30 (1x)
BX-Q70 (2x)
BX-Q80 (1x)
BX-Q90 (1x)
BX-Q10 (2x)
OPTIONAL
BX-Q60 (1x)
BX-C50 (1x)

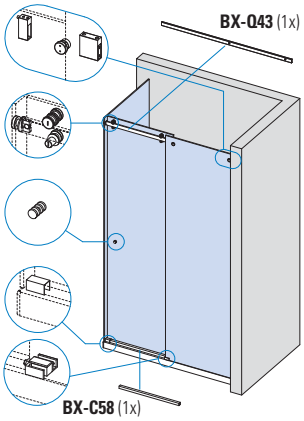

xla331

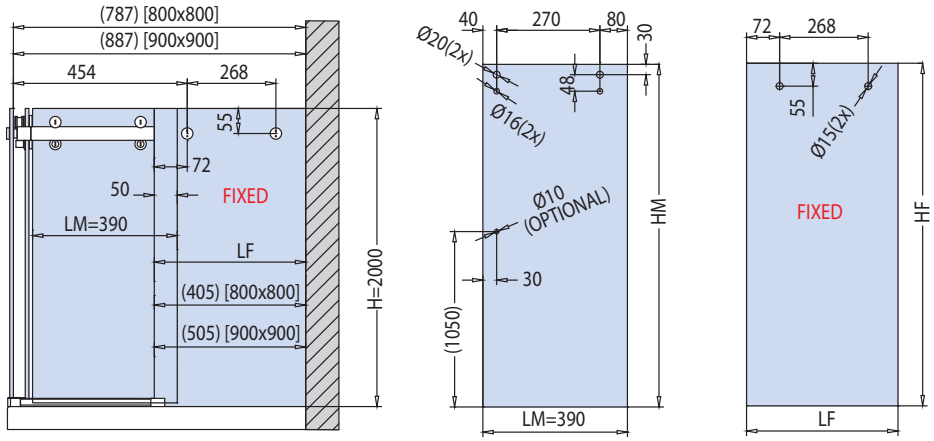

L = 800 x 800 mm (900 x 900 mm)
LM = 390 mm
LF ... ▶174
HM = H - 8 = 1992 mm
HF = H = 2000

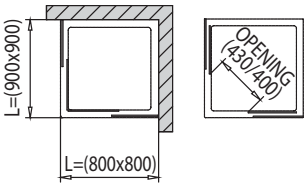

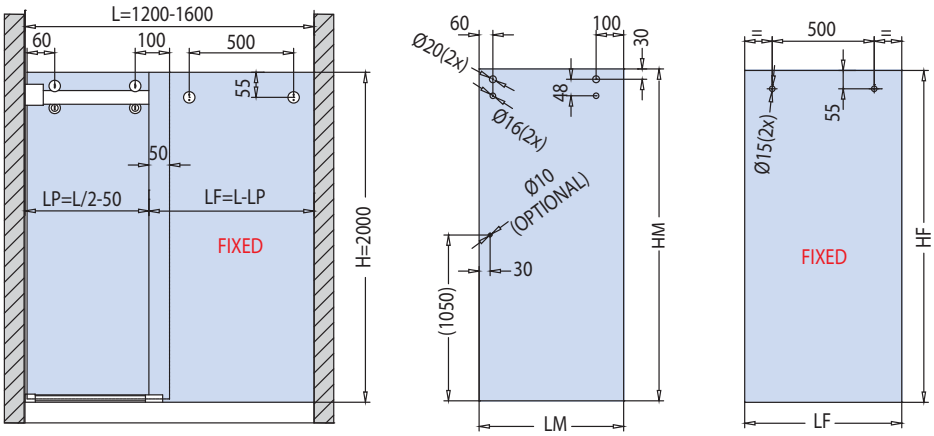

L = 1200 mm → 1800 mm
LP = L / 2 - 50
LM = LP + 45
LF = L - LP ... ▶174
HM = H - 8 = 1992 mm
HF = H = 2000

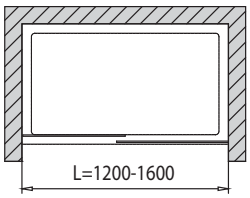

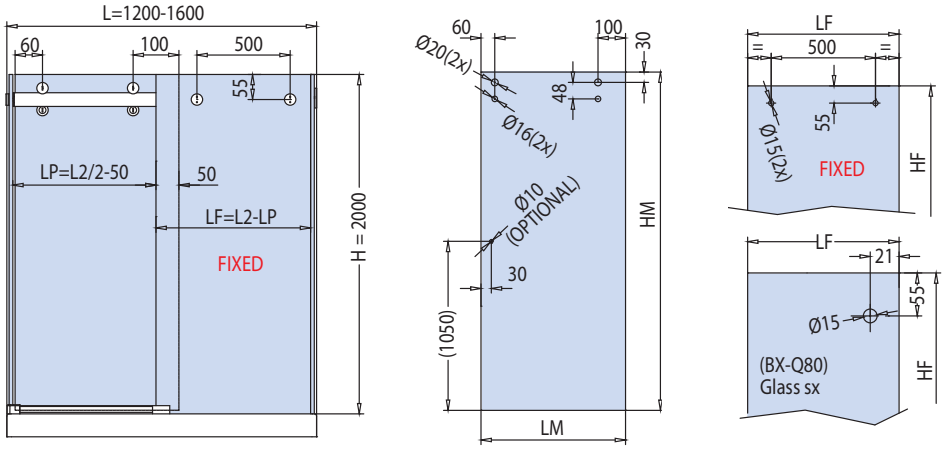

L = 1200 mm → 1800 mm
L1 = L - 5 x 2 L2 = L1 - 2 x 8
LP = L2 / 2 - 50
LM = LP + 45
LF = L2 - LP ... ▶174
HM = H - 8 = 1992 mm
HF = H = 2000

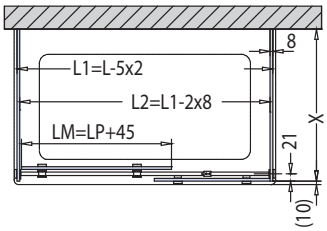

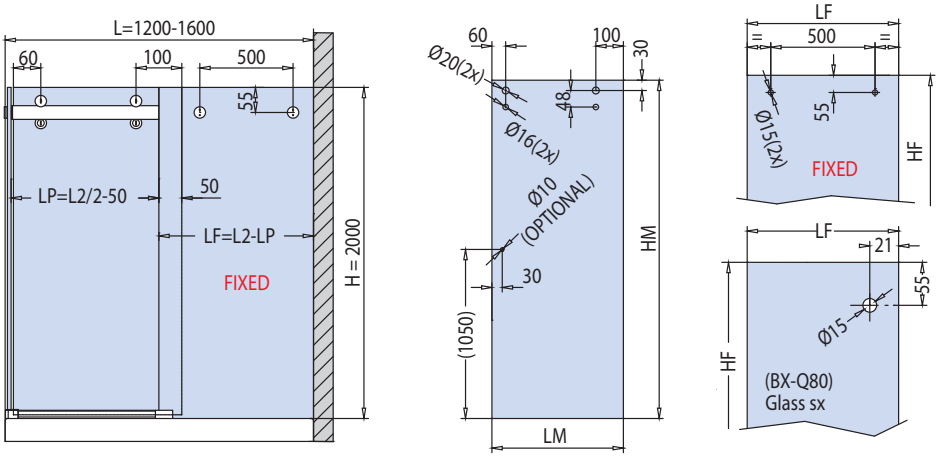

L = 1200 mm → 1800 mm
L1 = L - 5 L2 = L1 - 8
LP = L2 / 2 - 50
LM = LP + 45
LF = L2 - LP ... ▶174
HM = H - 8 = 1992 mm
HF = H = 2000

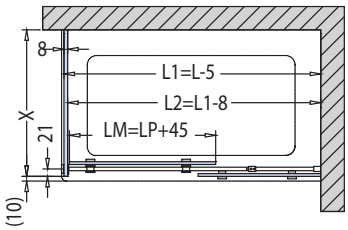

xme211F

BX-02

COMPONENTI | COMPONENTS | EINZELTEILE

BX-Q43 / BX-Q40

- Binario
- Track profile
- Laufschiene

Cod.	Fin.|Fin.|Oberf.
BX-Q43-1800 mm	IL
BX-Q43-2500 mm*	IL
BX-Q40-830 x 830 mm (2 pcs)	IL

*Senza fori | Without holes | Ohne Bohrungen

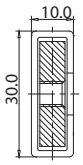

xfb-060

BX-Q10

- Ruota con perno antisgancio
- Roller with anti-jump pin
- Laufrolle und Aushebeschutz

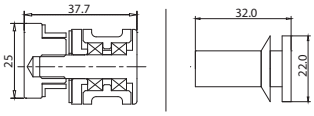

xfb-060

BX-Q70

- Punto di fissaggio vetro fisso al binario
- Fixing point for fixed glass and track profile
- Punkthalter für Fixierung des Festteils auf Laufschiene

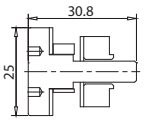

xfb-060

BX-Q90

- Attacco a parete per binario
- Wall connector for track profile
- Wandhalter für Laufschiene

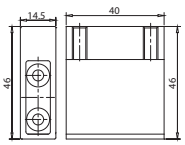

xfb-060

BX-Q30

- Stopper

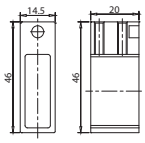

xfb-060

BX-Q20

- Connettore ad angolo per binario
- Corner connector for track profile
- Winkelverbinder Laufschiene

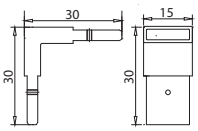

xfb-060

BX-Q80

- Attacco a vetro per binario
- Glass connector for track profile
- Glashalter für Laufschiene

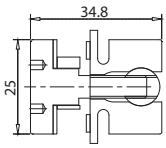

xfb-060

BX-C50

- Guida a pavimento
- Floor guide
- Bodenführung

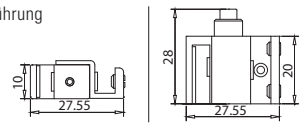

xfb-060

BX-C58 / BX-C55

- Profilo a terra
- Floor profile
- Bodenprofil

Cod.	Fin.|Fin.|Oberf.
BX-C58-900 mm	IL
BX-C58-1500 mm	IL
BX-C55-450 mm	IL

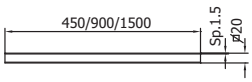

bx-c58-bx-c55

BX-C60

- Coperchietto finale per profilo a terra BX-C55 / BX-C58
- Endcap for floor profiles BX-C55 / BX-C58.
- Endkappe für Bodenprofile BX-C55 / BX-C58.

xla307

BX-C57

- Connettore ad angolo per profilo a terra
- Corner connector for floor profile
- Winkelverbinder für Bodenprofil

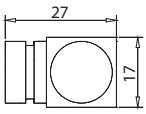

xfb-060

BX-Q45

- Tappo finale per binario
- Endcap for track profile
- Endkappe der Laufschiene

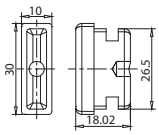

xfb-060

BX-2700

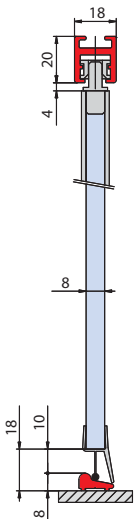

Profili vetro fisso
Profiles for fixed panels
Profil für Festverglasung....▶ 174

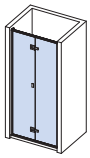

SET 2

- Sistema scorrevole per box doccia pieghevole a soffietto in nicchia.
- System for shower cabin with folding doors for niche.
- System für Duschkabin mit Falttüren für Nische.

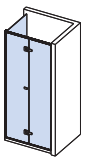

SET 4

- Sistema scorrevole per box doccia pieghevole a soffietto con spalla in vetro.
- System for shower cabin with folding doors for 1 fixed panel.
- System für Duschkabin mit Falttüren und 1 Seitenteil.

COMPONENTI | COMPONENTS | EINZELTEILE



BX-2700 SET 2 NICCHIA | NICHE | NISCHENDUSCHE

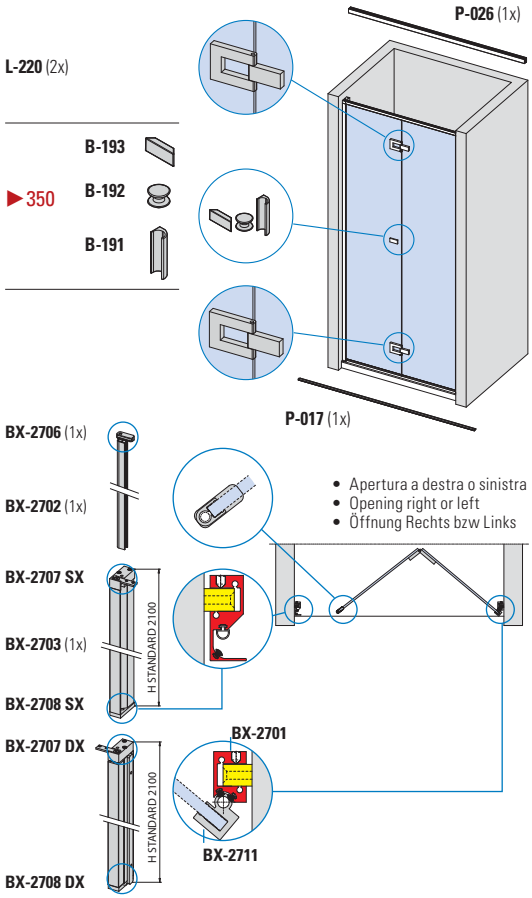

xla356

BX-2700 SET 4 SPALLA IN VETRO | 2 FIXED PANELS 2 FESTSTEHENDEN GLASTAFELN

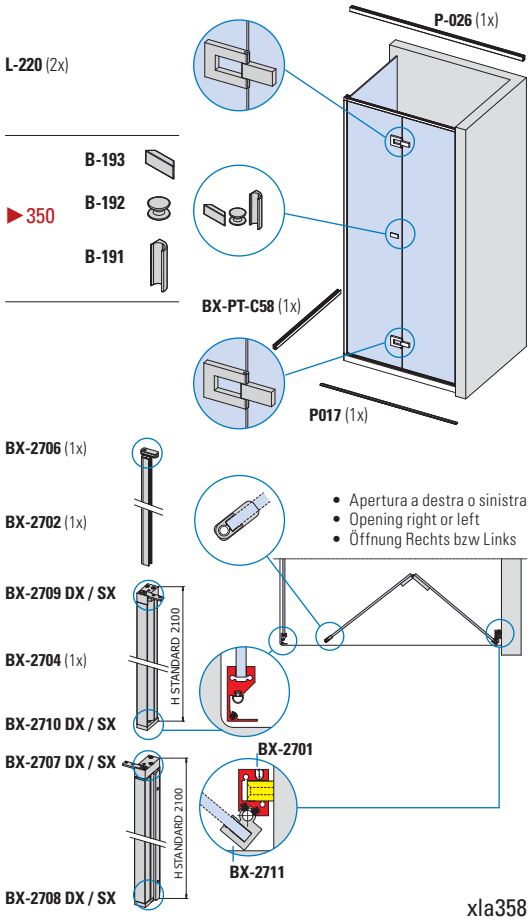

xla358

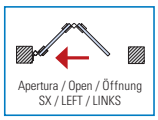

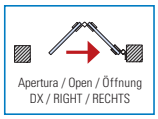

- Indicare sempre il senso di apertura.
- Please specify always opening direction.
- Bitte immer Öffnungsrichtung angeben.

L = P1 (1000) mm MAX
LM1 = LM2 = L1 - 36 / 2
LA = LM + 10
LA2 = LM2 + 4
HM1 = HM2 = 2058

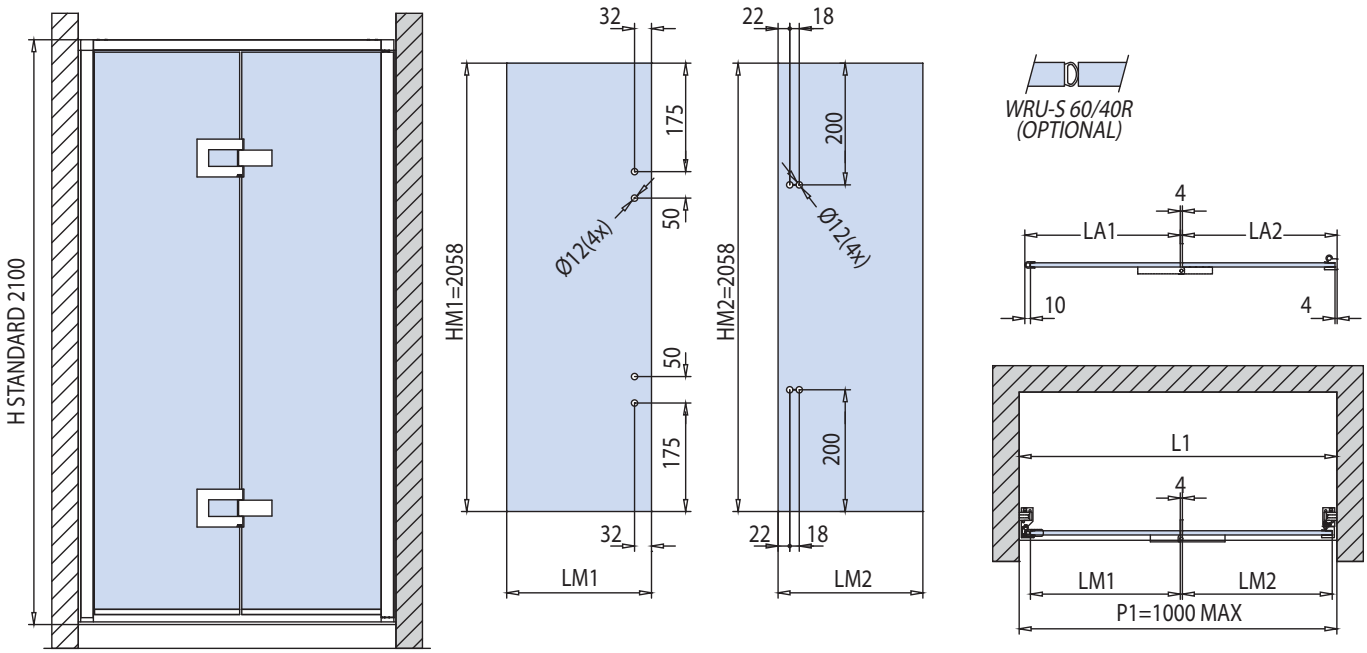

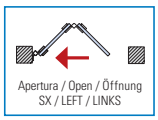

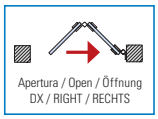

- Indicare sempre il senso di apertura.
- Please specify always opening direction.
- Bitte immer Öffnungsrichtung angeben.

P1 = P2 (1000) mm MAX
L = P1 - 12
LM1 = LM2 = L1 -24 / 2
L3 = P2 - 5
LF = (L3 - 35) - aria variabile | clearance | Spaltmaß ▶ 170
LA1 = LM1 + 10
LA2 = LM2 + 4
HM1 = HM2 = 2058
HF = 2070

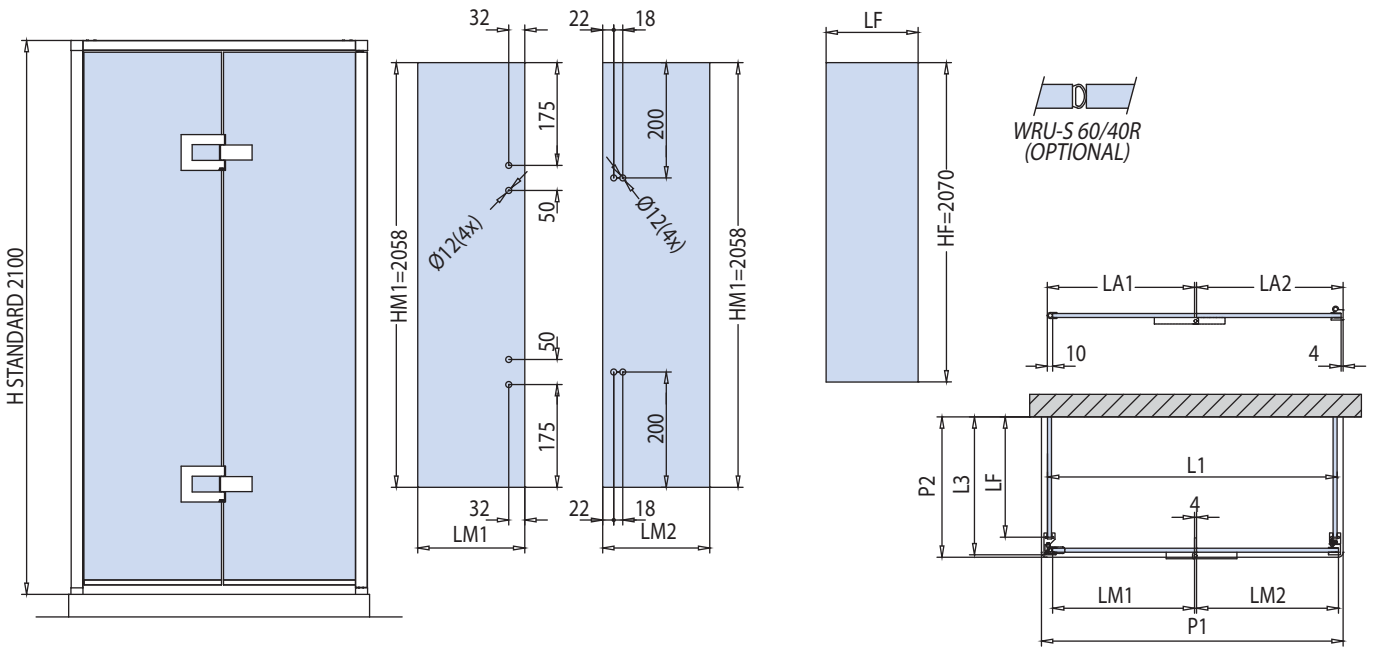

xla358F

BX-2700

COMPONENTI | COMPONENTS | EINZELTEILE

P-026

- Binario
- Track profile
- Laufschiene

Cod.	Fin.|Fin.|Oberf.
P-026-1000 mm	CR



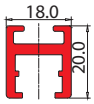

xfb-062

BX-2703

- Profilo battuta a murocompreso di guarnizione
- Door stop profile with gasket
- TüranschlagsprofiL mit Dichtung

Cod.	Fin.|Fin.|Oberf.
BX-2703-2200 mm	CR

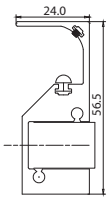

xfb-062

BX-2701

- Profilo a muro per fissaggio profilo cerniera BX-2711
- Wall profile for installation hinge profile BX-2711
- Wandprofil für Befästigung des Bandprofil BX-2711

Cod.	Fin.|Fin.|Oberf.
BX-2701-2200 mm	CR

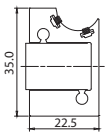

xfb-062

BX-2704

- Profilo battuta a vetro compreso di guarnizione
- Door stop profile glass installation with gasket
- Türanschlagsprofil Glasmontage mit Dichtung

Cod.	Fin.|Fin.|Oberf.
BX-2704-2200 mm	CR

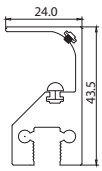

xfb-062

BX-2702

- Profilo bordo vetro
- Border profile
- Rahmenprofil

Cod.	Fin.|Fin.|Oberf.
BX-2702-2200 mm	CR

xfb-062

BX-2711

- Profilo cerniera (vetro da incollare)
- Hinge profile (glass to be glued)
- Bandprofil (Glas verkleben)

Cod.	Fin.|Fin.|Oberf.
BX-2711-2200 mm	CR

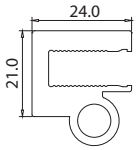

xfb-062

P-017

- Profilo gocciolatoio
- Splash guard profile
- Schwallschutz Profil

Cod.	Fin.|Fin.|Oberf.
P-017-2100 mm	CR



B-147 optional

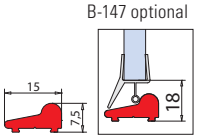

xme 203

BX-PT-C58

- Profilo a terra
- Floor profile
- Bodenprofil

Cod.	Fin.|Fin.|Oberf.
BX-PT-C58-2200 mm	CR

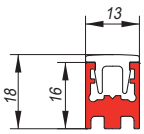

xla367b

BX-2706

- Perno guida superiore
- Top guiding pin
- Oberer Führungsstift

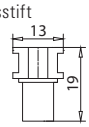

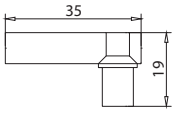

xfb-062

BX-2700

COMPONENTI | COMPONENTS | EINZELTEILE

BX-2707-DX

- Attacco destro a parete per binario
- Right wall connector for track profile
- Wandhalter rechts für Laufschiene

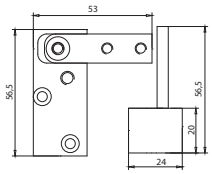

xfb-062

BX-2707-SX

- Attacco sinistro a parete per binario
- Left wall connector for track profile
- Wandhalter links für Laufschiene

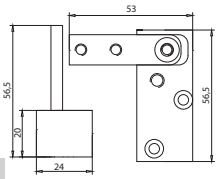

xfb-062

BX-2709-DX

- Attacco destro a vetro per binario
- Right glass connector for track profile
- Glashalter rechts für Laufschiene

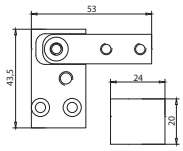

xfb-062

BX-2709-SX

- Attacco sinistro a vetro per binario
- Left glass connector for track profile
- Glashalter links für Laufschiene

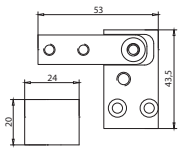

xfb-062

BX-2708-DX

- Piastra inferiore laterale destra
- Bottom right-side plate
- Unterer Platte rechts

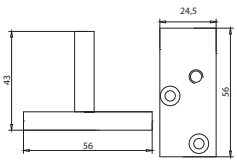

xfb-062

BX-2708-SX

- Piastra inferiore laterale sinistra
- Bottom left-side plate
- Unterer Platte links

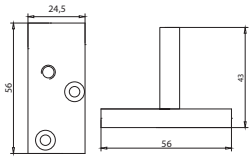

xfb-062

BX-2710- SX

- Piastra inferiore laterale sinistra per BX-2704
- Bottom left-side plate for BX-2704
- Unterer Platte links für BX-2704

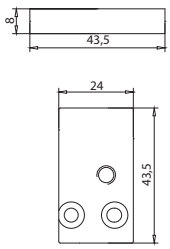

xfb-062

BX-2710-DX

- Piastra inferiore laterale destra per BX-2704
- Bottom right-side plate for BX-2704
- Unterer Platte rechts für BX-2704

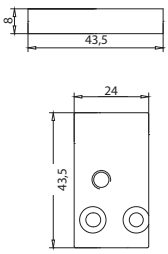

xfb-062

L-220

- Cerniera a scatto vetro/vetro, senza viti in vista. Materiale: Zamak.
- Glass to glass clicking hinge, with not visible screws. Material: Zamak.
- Duschtürband Glas-Glas ohne sichtbaren Schrauben. Material: Zamak.

CR

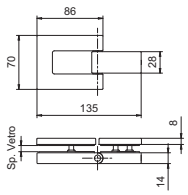

I-2600

BX-2600

Profili vetro fisso
Profiles for fixed panels
Profil für Festverglasung....▶ 174

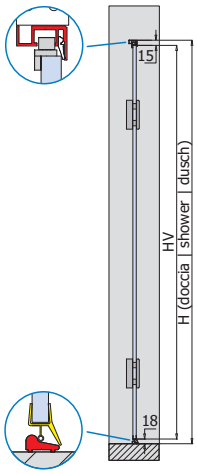

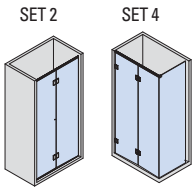

- Indicare sempre il senso di apertura.
- Please specify always opening direction.
- Bitte immer Öffnungsrichtung angeben.

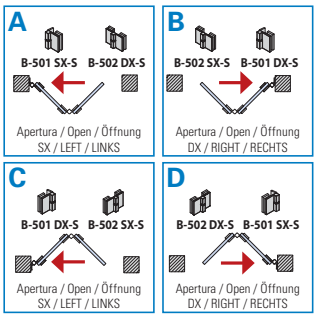

COMPONENTI | COMPONENTS | EINZELTEILE



BX-2600 SET 2 NICCHIA | NICHE | NISCHENDUSCHE

- Sistema scorrevole per box doccia pieghevole a soffietto in nicchia.
- System for shower cabin with folding doors for niche.
- System für Duschkabin mit Falttüren für Nische.

L-217 (1x)
BX-2601 (2x)
L-219 (1x)
B-193
▶ 350 **B-192**
B-191
B-501-DX-S (2x)
B-502-SX-S (2x)
B-147-8 (1x)
P-017 (1x)

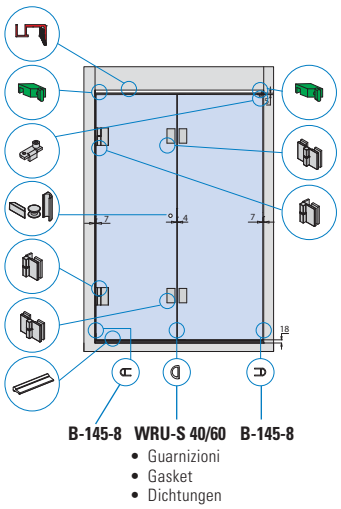

- Guarnizioni
- Gasket
- Dichtungen

xme300

BX-2600 SET 4 SPALLA IN VETRO | 2 FIXED PANELS 2 FESTSTEHENDEN GLASTAFELN

- Sistema scorrevole per box doccia pieghevole a soffietto con spalla in vetro.
- System for shower cabin with folding doors for 1 fixed panel.
- System für Duschkabin mit Falttüren und 1 Seitenteil.

L-217 (1x)
L-219 (1x)
BX-2602-DX (1x)
BX-2601 (1x)
B-193
▶ 350 **B-192**
B-191
B-501-DX-S (2x)
B-502-SX-S (2x)
B-147-8 (1x)
P-017 (1x)

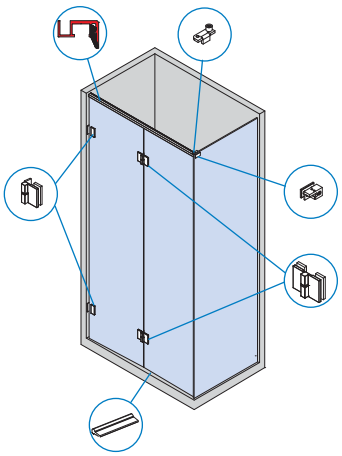

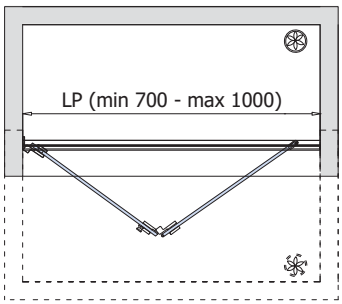

xme359

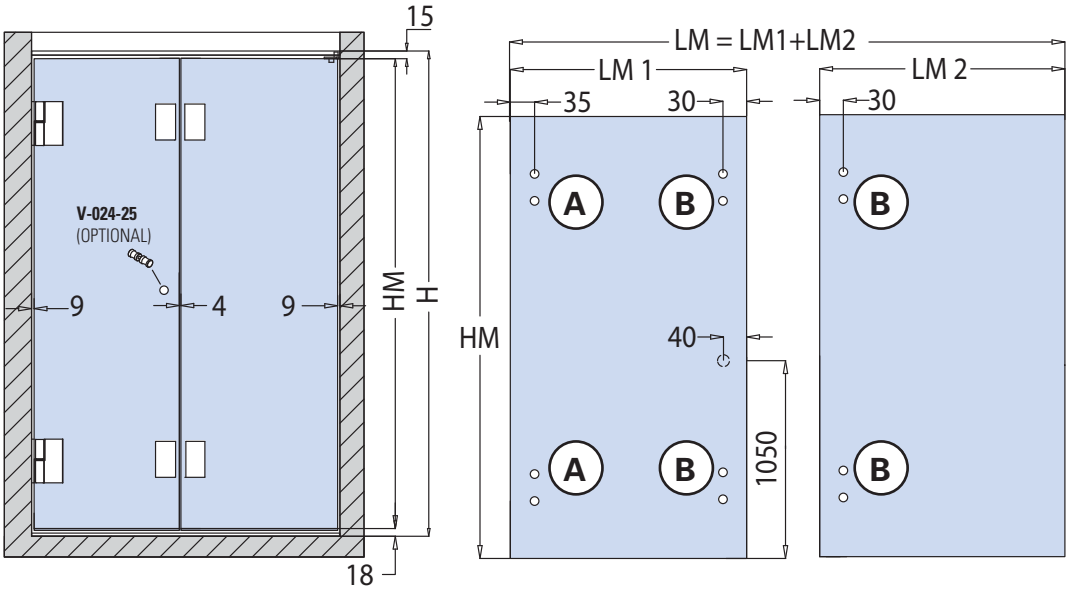

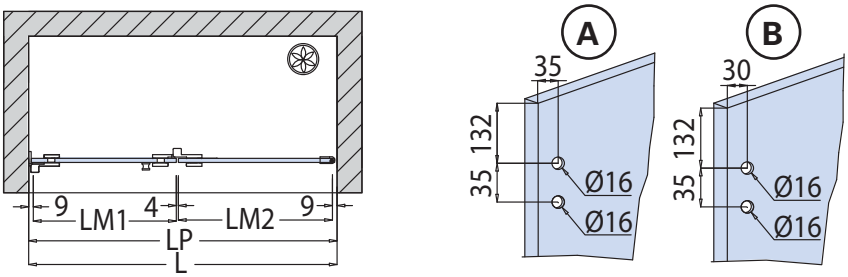

LM tot = LP - 22
LM1 = (LM tot / 2) - 9
LM2 = (LM tot / 2) + 9
HM = H - 33

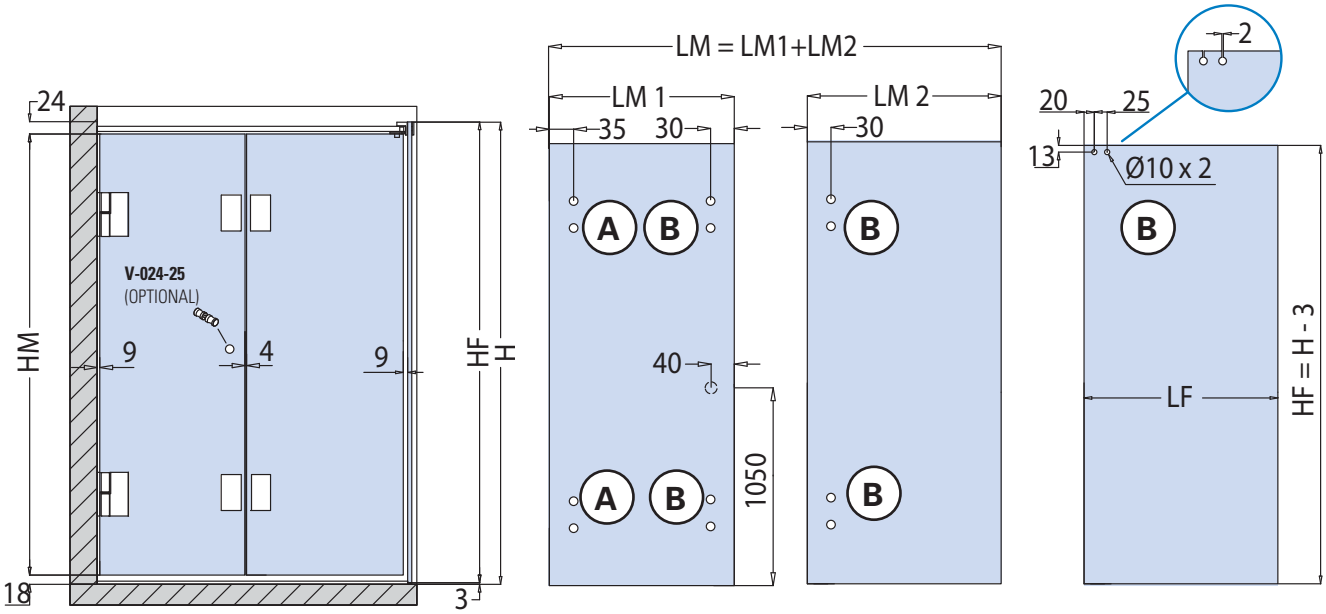

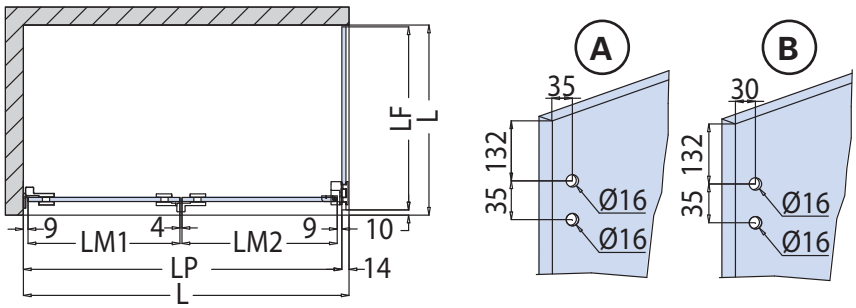

LP = L - 14
LM tot = LP - 22
LM1 = (LM tot / 2) - 9
LM2 = (LM tot / 2) + 9
HM = H - 42
HF = H - 3
LF = L - 10

xme359A

BX-2600

COMPONENTI | COMPONENTS | EINZELTEILE

B-502 DX-S

- Cerniera destra vetro/vetro
  Materiale: ZamaK.
- Right hinge glass to glass.
  Material: Zamak.
- Band rechts Glas-Glas.
  Material: Zamak.

CR

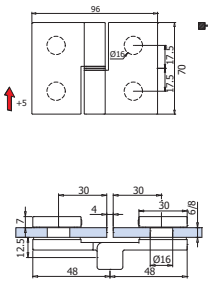

xmc016

B-502 SX-S

- Cerniera sinistra vetro/vetro
  Materiale: ZamaK.
- Left glass to glass.
  Material: Zamak.
- Band links Glas-Glas.
  Material: Zamak.

CR

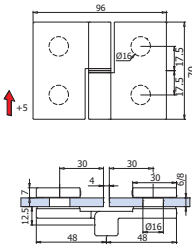

xmc016

B-501 DX-S

- Cerniera destra vetro/muro
  Materiale: Zamak.
- Right hinge wall to glass
  Material: Zamak.
- Band rechts Wand-Glas
  Material: Zamak.

CR

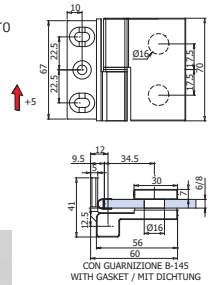

xmc016

B-501 SX-S

- Cerniera sinistra vetro/muro
  Materiale: Zamak.
- Left Hinge wall to glass
  Material: Zamak.
- Band rechts Wand-Glas
  Material: Zamak.

CR

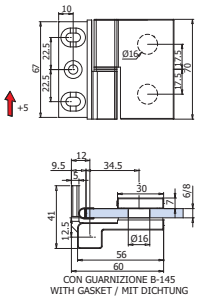

xmc016

L-217

- Binario
- Track profile
- Laufschiene

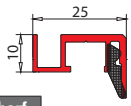

Cod.	Fin.|Fin.|Oberf.
L-217-1000 mm	CR

xfb-080

P-017

- Profilo gocciolatoio
- Splash guard profile
- Schwallschutz Profil

Cod.	Fin.|Fin.|Oberf.
P-017-2100 mm	CR

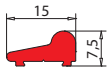

B-147 optional

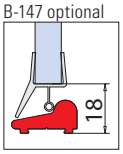



xme 203

L-219

- Perno guida superiore (da incollare al vetro)
- Top guiding pin (to be glued on glass)
- Führungsstift (Auf das Glas Kleben)

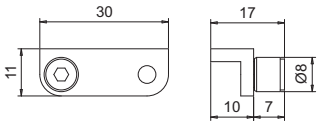

l-2600

BX-2601

- Attacco a parete
- Wall connector
- Wandhalter

CR

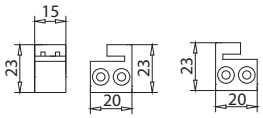

xfb-080

BX-2602 DX

- Attacco destro a vetro
- Right glass connector
- Glashalter rechts

CR

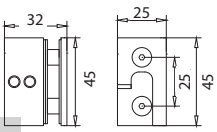

xfb-080

BX-2602 SX

- Attacco sinistro a vetro
- Left glass connector
- Glashalter links

CR

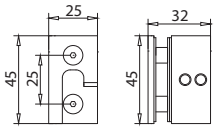

xfb-080

BX-2600

COMPONENTI | COMPONENTS | EINZELTEILE

BX-2603 DX

- Attacco destro a vetro e attacco a parete
- Right glass connector and wall connector
- Glashalter rechts und Wandhalter

CR

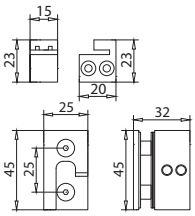

xfb-080

BX-2603 SX

- Attacco sinistro a vetro e attacco a parete
- Left glass connector and wall connector
- Glashalter links und Wandhalter

CR

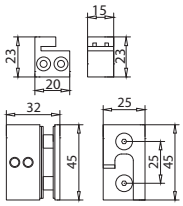

xfb-080

B-147-8

- Guarnizione gocciolatoio in PVC trasparente. Lunghezza barre 2200 mm. Per vetro da 8 mm
- Drip flap seal transparent PVC Bar length is 2200 mm. For 8 mm glass.
- Pvc Dichtprofil für den unteren Wannenanschluss für 8 mm oder Glas. Länge 2200 mm.

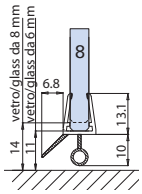

xme318

B-145-8

- Guarnizione a palloncino vetro/muro in PVC trasparente. L = 2200 mm
- Glass to wall ball seal transparent PVC. L = 2200 mm
- PVC Dichtprofil Glas-Wand. L = 2200 mm

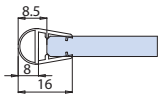

xme390

WRU-S 40/60

- Guarnizione neutra per vetro 8 mm. con fissaggio adesivo.
- Neutral gasket for glass 8 mm.self-adhesive
- Dichtungsprofil für 8 mm. selbstklebend

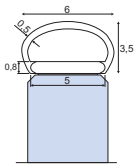



as2 sezione

BX-2100 BILICO

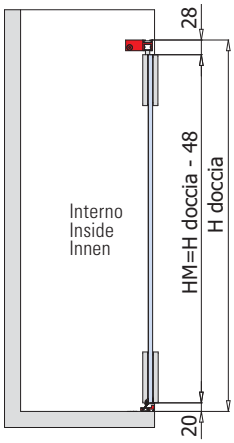

Profili vetro fisso
Profiles for fixed panels
Profil für Festverglasung.... ▶ 174

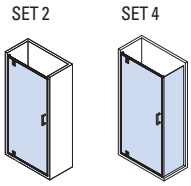

COMPONENTI | COMPONENTS | EINZELTEILE ▸ 156



BX-2100 SET 2 NICCHIA | NICHE | NISCHENDUSCHE

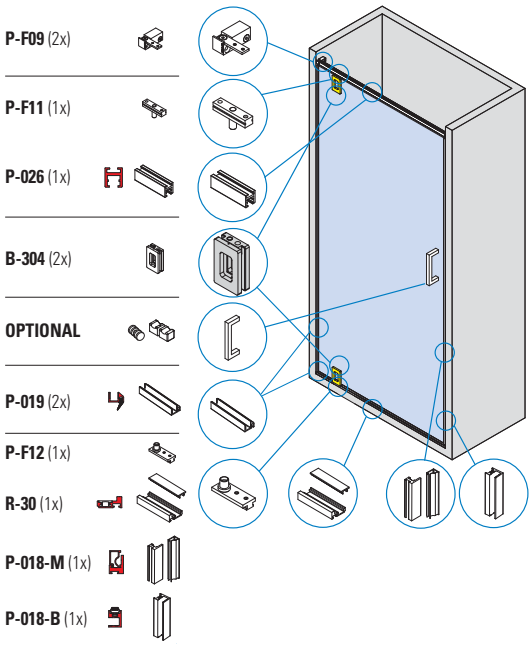

xme294-1

BX-2100 SET 4 SPALLA IN VETRO | 1 FIXED PANEL MIT SEITENTEIL

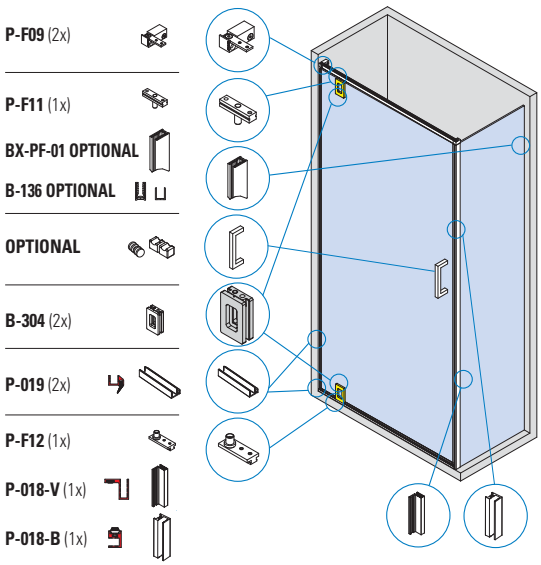

xme294-3

HV = H - 48
LV = LP - 15

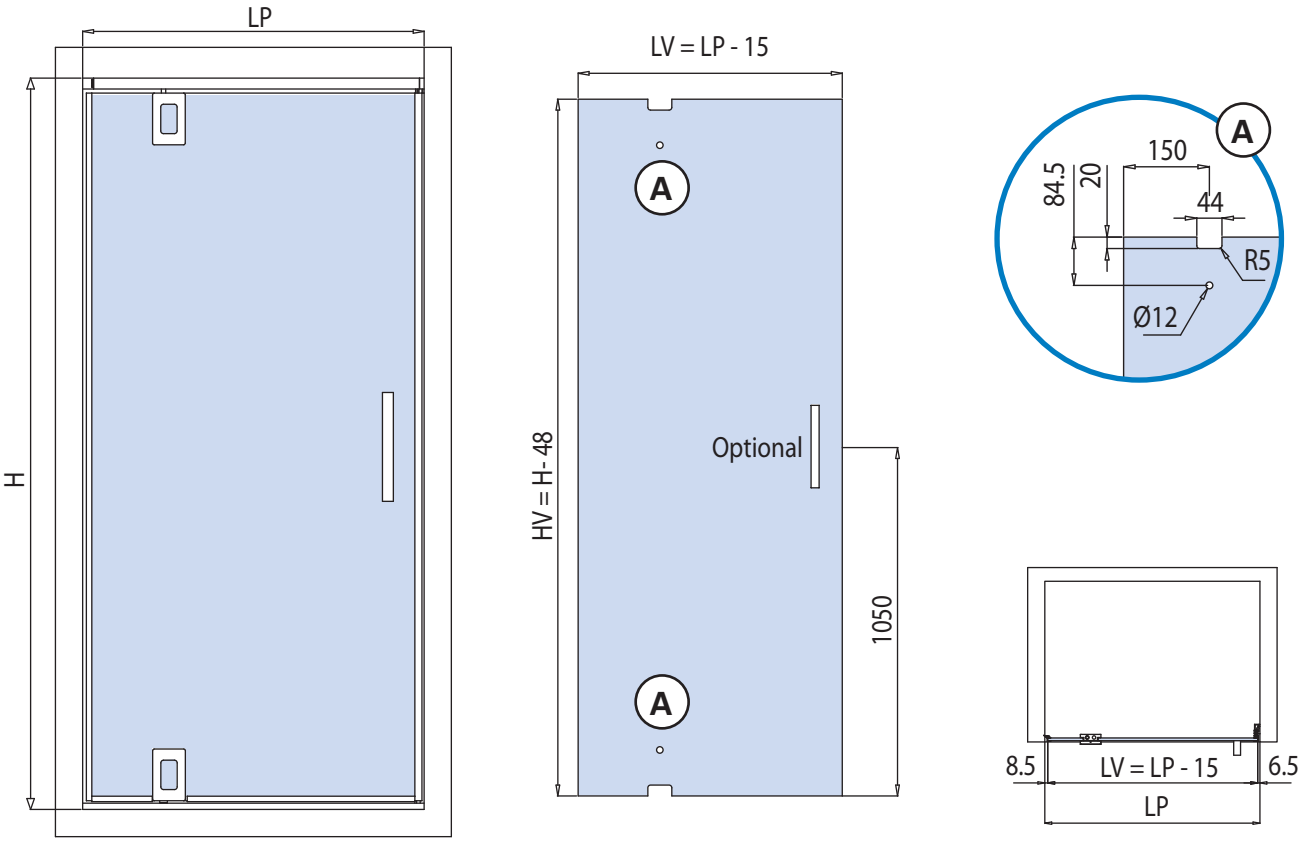

HV = H - 48
LM = LP - 36
HF = H - 22
LF = LP - 28

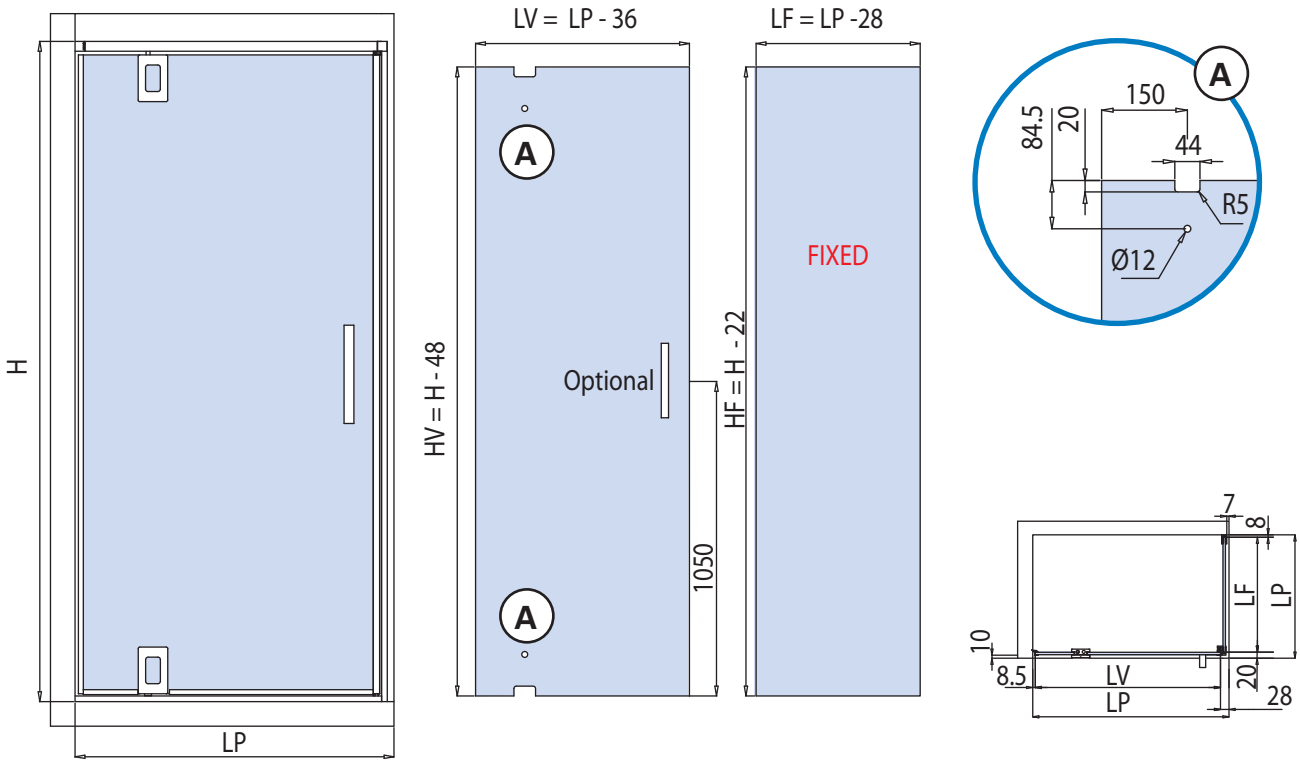

xme388

BX-2100

COMPONENTI | COMPONENTS | EINZELTEILE

P-026

- Binario
- Track profile
- Laufschiene

Cod.	Fin.|Fin.|Oberf.
P-026-1000 mm	CR

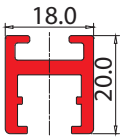

xfb-062

P-018-M

- Profilo battuta a muro per porta battente compreso di magnete
- Door stop profile for hinged door, with magnetic gasket
- TüranschlagsprofiL mit Magnet Dichtung

Cod.	Fin.|Fin.|Oberf.
P-018-M-2200 mm	CR

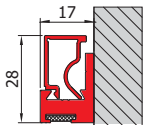

xme-305

P-018-B

- Profilo bordo vetro con magnete per chiusura a battuta con profilo P-018-M o P-018-V
- Closure profile with magnetic seal for profiles P-018-M or P-018-V
- Vertikal Rahmenprofil für Magnetische Zuhaltung mit Profile P-018-M oder P-018-V

Cod.	Fin.|Fin.|Oberf.
P-018-B-2200 mm	CR

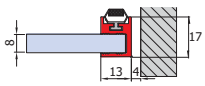

xme-305

P-018-V

- Profilo battuta a vetro per porta battente compreso di magnete
- Door stop profile glass installation for hinged door, with magnetic gasket
- Türanschlagsprofil Glasmontage mit Magnet Dichtung

Cod.	Fin.|Fin.|Oberf.
P-018-V-2200 mm	CR

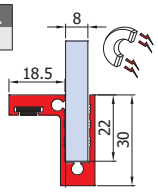

xme-305

P-019

- Profilo gocciolatoio con guarnizione in PVC trasparente da 9 mm
- Splash guard profile with drip flat 9 mm seal transparent PVC
- Schwallschutz Profil mit trasparent PVC Dichtung 9 mm

Cod.	Fin.|Fin.|Oberf.
P-019-2200 mm	CR



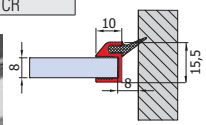

xme-305

R-30

- Profilo a terra
- Floor profile
- Bodenprofil

Cod.	Fin.|Fin.|Oberf.
R-30-1000 mm	CR

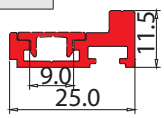

xfb-063

B-304

- Cerniera alto/basso in abbinamento a kit BX-2100
- Top/bottom hinge, component of BX-2100
- Oberes / unteres Band, Einzelteile BX-2100

CR

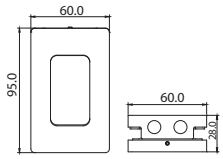

xfb-063

P-F09

- Attacco a parete per binario
- Wall connector for track profile
- Wandhalter für Laufschiene

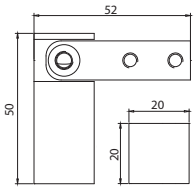

xfb-063

P-F13

- Attacco a vetro per binario
- Glass connector for track profile
- Glashalter für Laufschiene

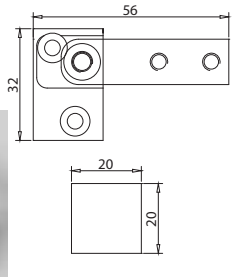

xfb-063

P-F11

- Perno superiore in abbinamento a binario P-026
- Top pin for track profile P-026
- Oberer Zapfen für Laufschiene P-026

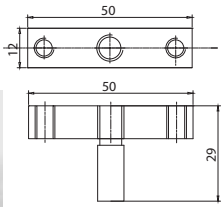

xfb-063

P-F12

- Perno inferiore in abbinamento a profilo a terra R-30
- Bottom pin for floor profile R-30
- Unterer Zapfen für Bodenprofil R-30

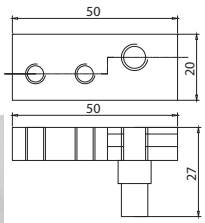

xfb-063

ACCESSORI PER BOX DOCCIA | ACCESSORIES FOR SHOWER BOX | ZUBEHÖR FÜR DUSCHKABINEN

B-301

- Cerniera a scatto vetro/muro senza viti a vista. Materiale: Aletta fissaggio ottone. Cerniera Zamak.
- Glass to wall clicking hinge with not visible screws. Material: Fixing plate brass. Hinge Zamak.
- Duschtürband Glas-Wand ohne sichtbaren Schrauben. Material: Anschraubplatte Messing. Band Zamak.

CR - NS

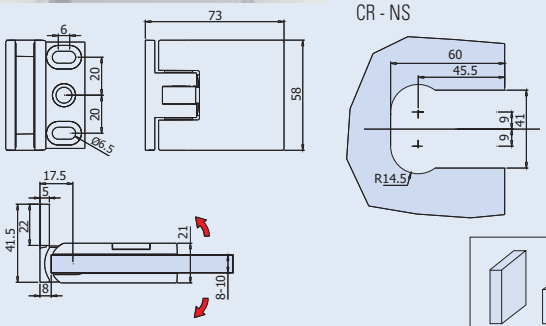

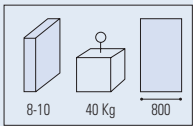

PRICE LIST 2017 ► 125 xme301

B-306

- Cerniera a scatto vetro/vetro, senza viti a vista. Materiale: Zamak.
- Glass/glass clicking hinge, with not visible screws. Material: Zamak.
- Duschtürband Glas-Glas ohne sichtbaren Schrauben. Material: Zamak.

CR - NS

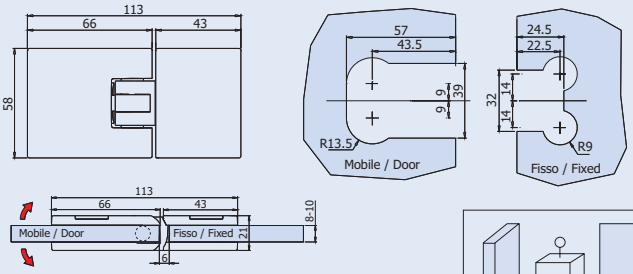

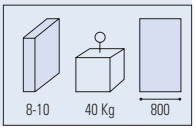

PRICE LIST 2017 ► 125 xme301

B-100

- Cerniera a scatto vetro/muro. Materiale: Ottone.
- Glass/wall clicking hinge. Material: Brass.
- Duschtürband Glas-Wand. Material: Messing.

CR - NS - NO

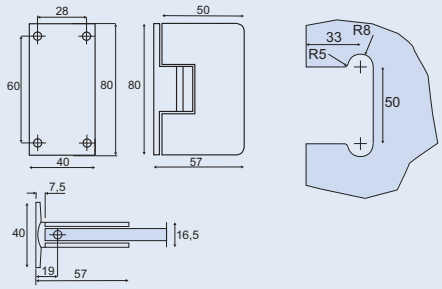

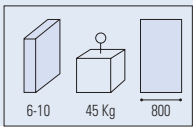

PRICE LIST 2017 ► 125 xme401

B-101

- Cerniera a scatto vetro/muro, aletta spostata. Materiale: Ottone.
- Glass to wall clicking hinge with offset base. Material: Brass.
- Duschtürband mit einseitige Anschraubplatte Glas-Wand. Material: Messing.

CR - NS - NO

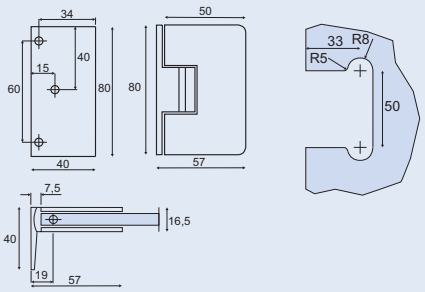

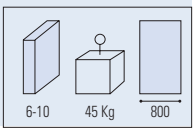

PRICE LIST 2017 ► 125 xme401

B-102

- Cerniera a scatto regolabile vetro/vetro. Materiale: Ottone.
- Adjustable glass to glass clicking hinge. Material: Brass.
- Duschtürband Glas-Glas 180°. Material: Messing.

CR - NS - NO

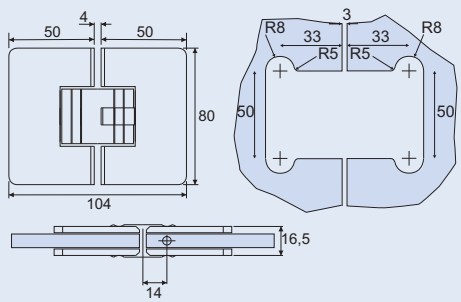

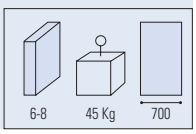

PRICE LIST 2017 ► 125 xme401

B-103

- Cerniera a scatto regolabile vetro/vetro 90°. Materiale: Ottone.
- Adjustable 90° glass to glass clicking hinge. Material: Brass.
- Duschtürband Glas-Glas 90°. Material: Messing.

CR - NS

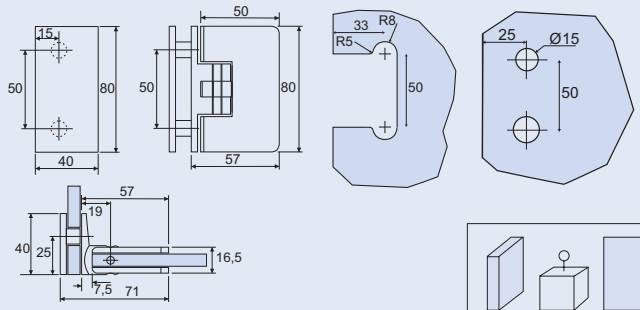

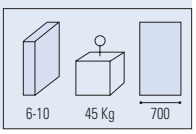

PRICE LIST 2017 ► 125 xme401

B-701

- Cerniera a scatto vetro muro senza viti a vista. Materiale: Ottone
- Glass to wall clicking hinge with not visible screws. Material: Brass
- Duschtürband Glas-Wand ohne sichtbaren Schrauben. Material: Messing. Nicht Verfügbar in Deutschland.

CR - NS - CP

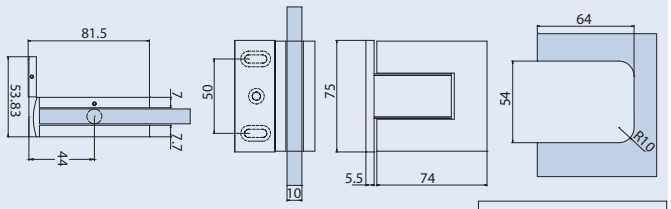

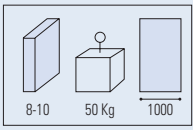

PRICE LIST 2017 ► 125 xfb052

B-303 Cerniere Bilica

- Cerniera a scatto vetro/vetro a tirare. Materiale: Zamak.
- Clicking hinge glass/glass pull to open. Material: Zamak.
- Duschtürband Glas-Glas, nach außen hin öffnend. Material: Zamak.

CR

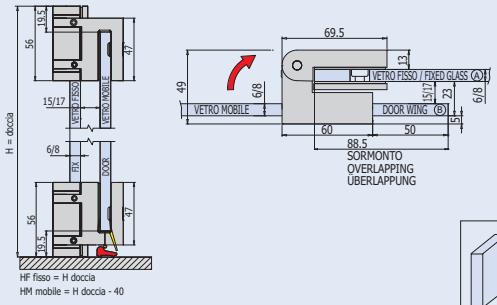

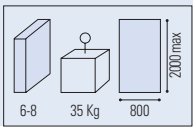

PRICE LIST 2017 ► 126 xme232-1

B-201

- Cerniera a scatto vetro/muro apertura a tirare. Materiale: Ottone.
- Glass clicking to wall hinge, pull to open. Material: Brass.
- Duschtürband Glas-Wand nach außen öffnend. Material: Messing.

CR - NS

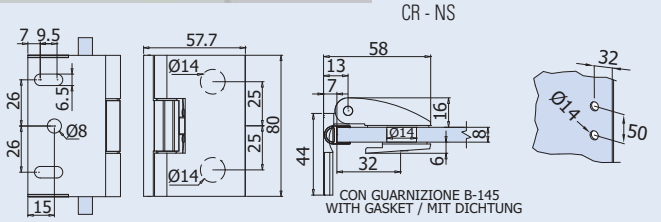

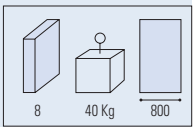

PRICE LIST 2017 ► 125 xmc015

B-202

- Cerniera a scatto vetro/vetro apertura a tirare. Materiale: Ottone.
- Glass clicking to glass hinge pull to open. Material: Brass.
- Duschtürband Glas-Glas, nach außen hin öffnend. Material: Messing.

CR - NS

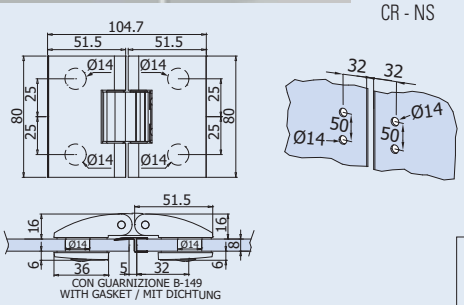

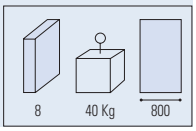

PRICE LIST 2017 ► 125 xmc015

B-501 DX - SX

- Cerniera vetro/muro con alzata in apertura. Materiale: Zamak.
- Hinge wall to glass with raise mechanism. Material: Zamak.
- Band Wand-Glas mit hebe-und senkmechanismus. Material: Zamak.

CR - NS

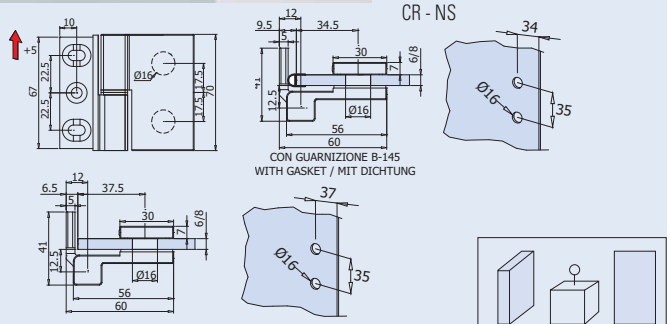

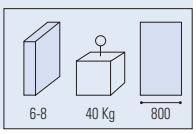

PRICE LIST 2017 ► 125 xmc016

B-502 DX - SX

- Cerniera vetro/vetro con alzata in apertura. Materiale: Zamak.
- Hinge glass to glass with raise mechanism. Material: Zamak.
- Band Glas-Glas mit hebe-und senkmechanismus. Material: Zamak.

CR - NS

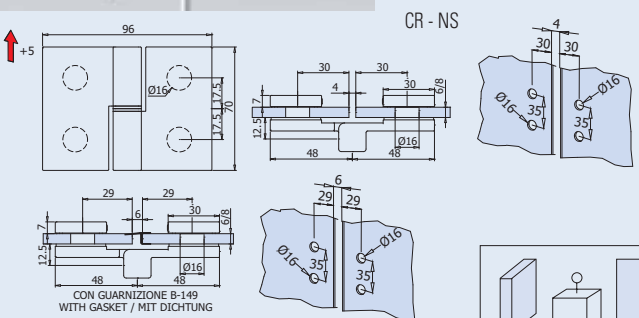

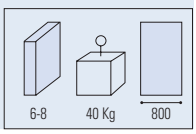

PRICE LIST 2017 ► 125 xmc016

B-601 DX - SX

- Cerniera vetro/muro apertura a tirare. Materiale: Ottone.
- Glass to wall hinge, pull to open. Material: Brass.
- Duschtürband Glas-Wand 90° nach außen öffnend. Material: Messing.

CR - NS

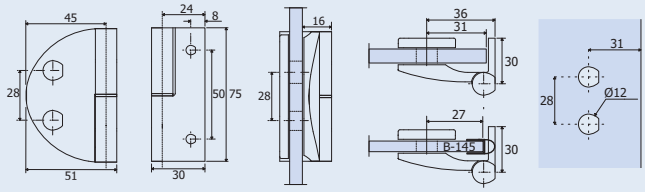

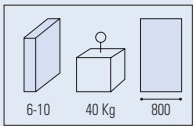

PRICE LIST 2017 ► 126 xme402

B-602 DX - SX

- Cerniera vetro/vetro apertura a tirare. Materiale: Ottone.
- Glass to glass hinge pull to open. Material: Brass.
- Duschtürband Glas-Wand nach außen öffnend. Material: Messing.

CR - NS

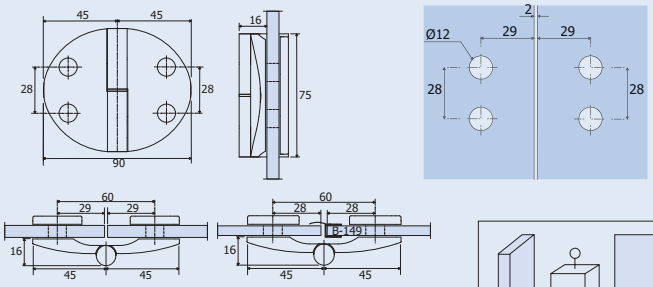

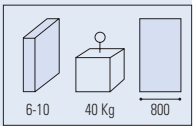

PRICE LIST 2017 ► 126 xme402

B-105

- Cerniera vetro/muro apertura a tirare. Materiale: Zamak.
- Glass to wall hinge, pull to open. Material: Zamak.
- Duschtürband Glas-Wand nach außen öffnend. Material: Zamak.

CR - NS

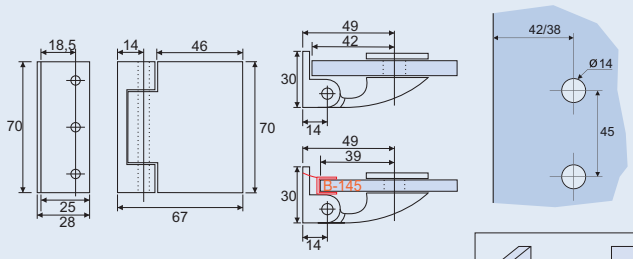

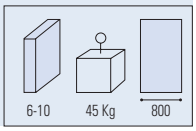

PRICE LIST 2017 ► 126 xme336

B-104

- Cerniera vetro/vetro. Materiale: Zamak.
- Glass to glass hing. Material: Zamak.
- Duschtürband Glas-Glas. Material: Zamak.

CR - NS

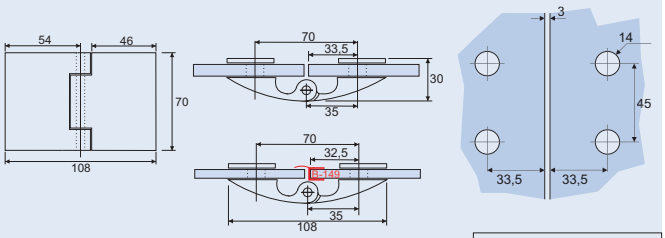

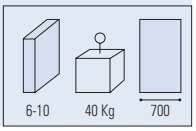

PRICE LIST 2017 ► 126 xme336

B-400

- Cerniera a scatto vetro/muro. Materiale: Zamak.
- Glass to wall hinge. Material: Zamak.
- Duschtürband Glas-Wand. Material: Zamak.

CR - NS

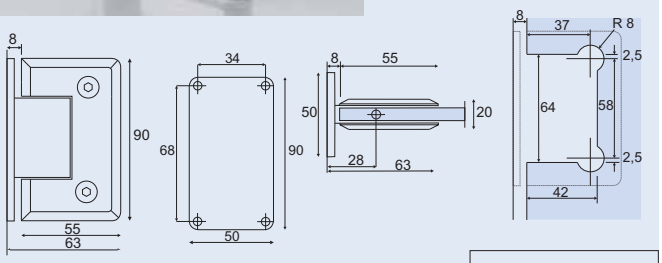

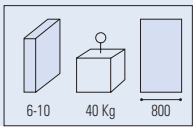

PRICE LIST 2017 ► 126 xme403

B-401

- Cerniera a scatto vetro/muro. Materiale: Zamak.
- Glass to wall hinge. Material: Zamak.
- Duschtürband Glas-Wand. Material: Zamak.

CR - NS

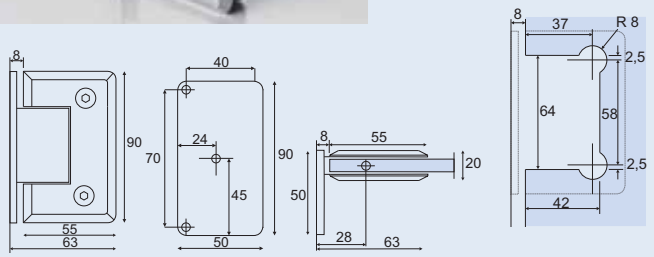

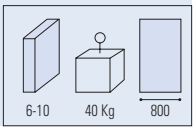

PRICE LIST 2017 ► 126 xme403

B-402

- Cerniera a scatto vetro/vetro.
  Materiale: Zamak.
- Glass to glass clicking hinge.
  Material: Zamak.
- Duschtürband Glas-Glas.
  Material: Zamak.

CR - NS

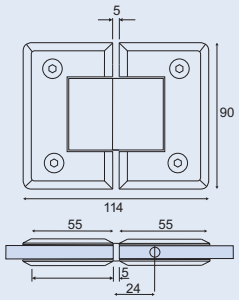

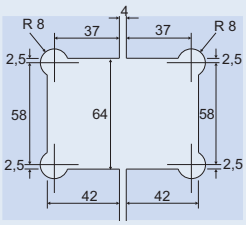

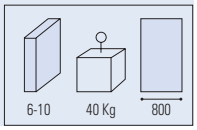

PRICE LIST 2017 ► 126

xme403

B-405

- Cerniera a scatto vetro/vetro 90°.
  Materiale: Zamak.
- Glass to glass clicking hinge 90°.
  Material: Zamak.
- Duschtürband Glas-Glas 90°,
  beidseitig öffnend.
  Material: Zamak.

CR - NS

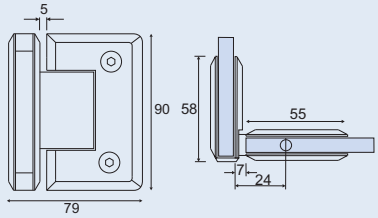

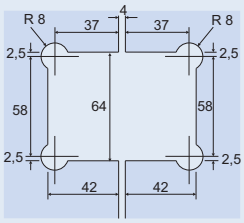

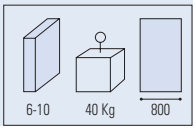

PRICE LIST 2017 ► 126

xme403

L-220

- Cerniera a scatto vetro/vetro, senza viti in vista. Materiale: Zamak.
- Glass to glass clicking hinge, with not visible screws.
  Material: Zamak.
- Duschtürband Glas-Glas ohne sichtbaren Schrauben.
  Material: Zamak.

CR - NS - CP

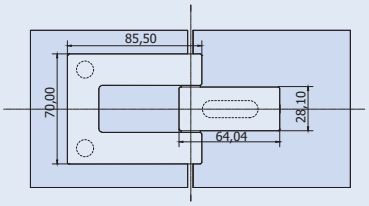

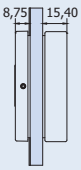

xme403

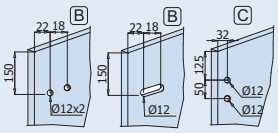

B = • Lavorazione vetro alternativa
• Alternative glass preparation
• Alternative Glasbearbeitung

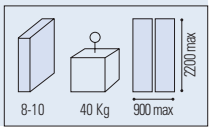

B-304

- Cerniera alto/basso in abbinamento a kit BX-2100.
  Materiale: Alluminio.
- Top/bottom hinge, component of BX-2100.
  Material: Aluminium.
- Oberer/unterer Band, Einzelteil BX-2100.
  Material: Aluminium.

CR

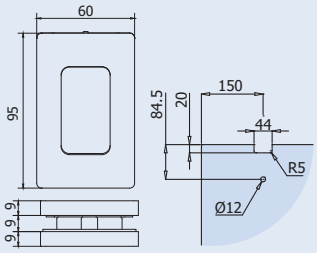

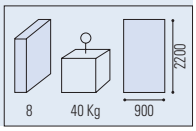

PRICE LIST 2017 ► 121

xme294-2

PRICE LIST 2017 ► 119

BX-2700

P-018-M

- Profilo battuta a muro per porta battente compreso di magnete.
- Door stop profile for hinged door, with magnetic gasket.
- Türanschlagsprofil mit Magnet Dichtung.

L = 2200 mm

CR

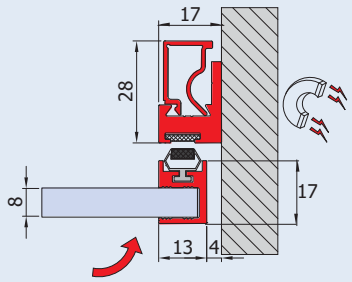

P-018-M

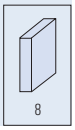

PRICE LIST 2017 ► 127

xme305

P-018-B

- Profilo bordo vetro con magnete, per chiusura a battuta.
- Closure profile with magnetic seal for profiles.
- Vertikal Rahmenprofil für Magnetische Zuhaltung.

L = 2200 mm

CR

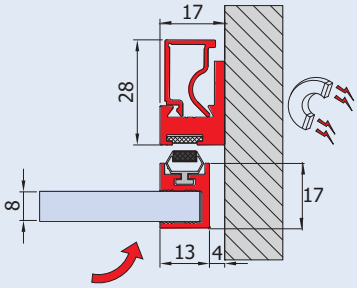

P-018-B

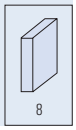

PRICE LIST 2017 ► 127

xme305

P-018-V

- Profilo battuta a vetro per porta battente compreso di magnete.
- Door stop profile glass installation for hinged door, with magnetic gasket.
- Türanschlagsprofil Glasmontage mit Magnet Dichtung.

L = 2200 mm

CR

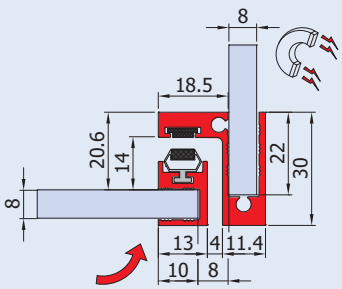

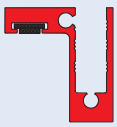

P-018-V

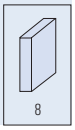

PRICE LIST 2017 ► 127

xme305

P-015

- Profilo battuta a muro per porta battente.
- Door stop profile for hinged door.
- Türanschlagsprofil lieferbar für pvc und Magnet Dichtung.

L = 2200 mm

CR

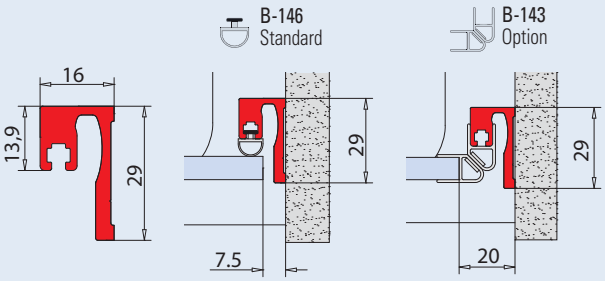

PRICE LIST 2017 ► 128

xme203

P-027

- Profilo bordo vetro per chiusura scorrevole.
- Closure profile.
- Vertikal Rahmenprofil.

L = 2200 mm

CR

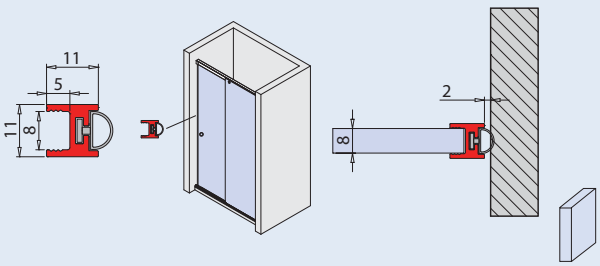

PRICE LIST 2017 ► 129

xme446

P-027-M-CF2

- Profilo magnetico bordo vetro per chiusura scorrevole.
- Closure profile for magnetic seal.
- Vertikal Rahmenprofil für magnetische Zuhaltung.

L = 2200 mm

CR

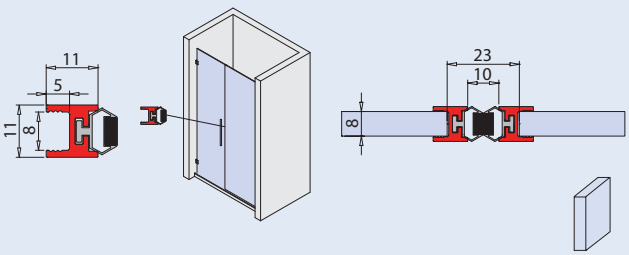

PRICE LIST 2017 ► 129

xme446

P-016

- Profilo bordo vetro per chiusura a battuta con magnete.
- Closure profile for magnetic seal.
- Vertikal Rahmenprofil für magnetische Zuhaltung.
  L = 2200 mm

CR

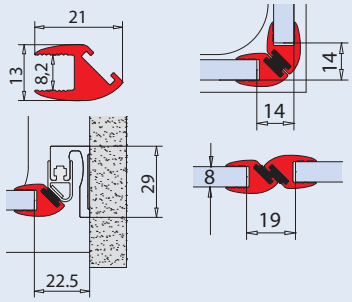

B-148
Magnete compreso
Magnetic seal included
Inkl. Magnetdichtung

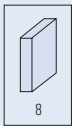

PRICE LIST 2017 ► 128

xme203

P-019

- Profilo gocciolatoio in alluminio cromo lucido.
- Splash guard profile.
- Schwallschutz Profil mit PVC Dichtung.
  L = 2200 mm

CR

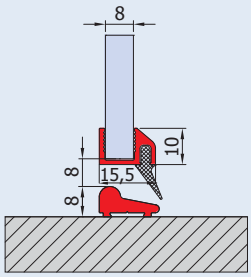

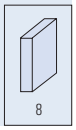

PRICE LIST 2017 ► 127

xme305

P-019

- Profilo gocciolatoio, applicazione verticale.
- Splash guard profile, vertical application.
- Schwallschutz Profil, Vertikal Montage.
  L = 2200 mm

CR

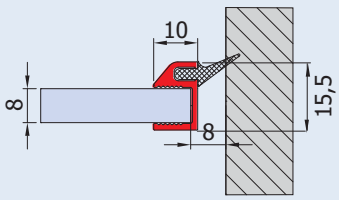

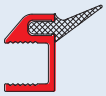

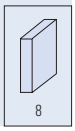

PRICE LIST 2017 ► 127

xme305



BX-PF-01

- Profilo per fisso a muro con fresatura per accoppiamento con profili a terra BX-PT-01.
  Barra da 2200 mm.
- Profile for fixed side panel with milling for coupling with floor profiles BX-PT-01. Bar of 2200 mm.
- Profil für seitliche Festverglasung mit fräsung für Verbindung mit Bodenprofile BX-PT-01.
  Stange von 2200 mm.

CR

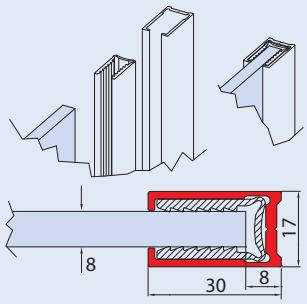

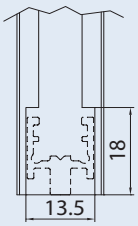

PRICE LIST 2017 ► 129

xla310

BX-PF-02

- Profilo per fisso a muro.
  Barra da 2200 mm.
- Profile for fixed side panel.
  Bar of 2200 mm.
- Profil für seitliche Festverglasung.
  Stange von 2200 mm.

CR

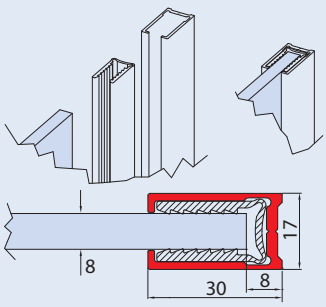

PRICE LIST 2017 ► 129

xla310

KIT RASO DOCCIA | SPLASH GUARD SETS | SCHWALLSCHUTZ SET

P-017

- Profilo gocciolatoio.
- Splash guard profile.
- Schwallschutz Profil.
  L = 2100 mm

CR

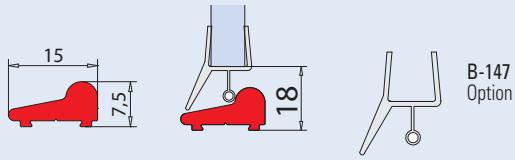

PRICE LIST 2017 ► 128

xme203

BX-PT3-C50

- Guida vetro scorrevole per applicazione con profilo a terra P-017.
- Floor guide sliding panel for installation with floor profile P-017.
- Schiebetür Bodenführung für Montage mit Bodenprofil P-017.

CR

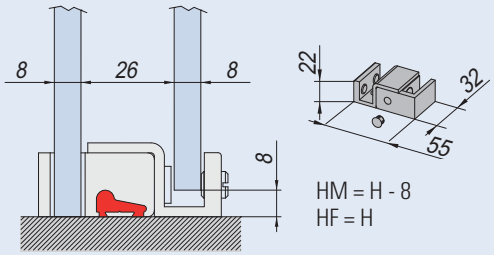

PRICE LIST 2017 ► 111

xla367c-2

BX-PT3-C57

- Angolo 90° lato entrata doccia per profili P-017.
- Joint 90° corner entry for profiles P-017.
- 90° Verbindung Eckeinstieg für Profile P-017.

CR

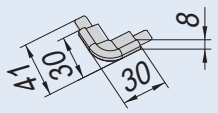

PRICE LIST 2017 ► 111

xla367c-2

BX-PT3-C60

- Coperchietto finale per profili P-017, destro e sinistro.
- Endcap.for profiles P-017, left and right.
- Endkappe ür Profile P-017 Links und Rechts.

CR

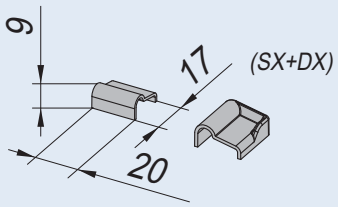

PRICE LIST 2017 ► 111

xla367c-2

BX-PT-03 RASO DOCCIA

OPTIONAL

- Vetro fisso su piatto doccia, profilo entrata H 8 mm
- Fixed glass on shower tray, shower entry floor profile H 8 mm
- Festverglasung auf Duschtasse, Duscheinstieg Bodenprofil H 8 mm

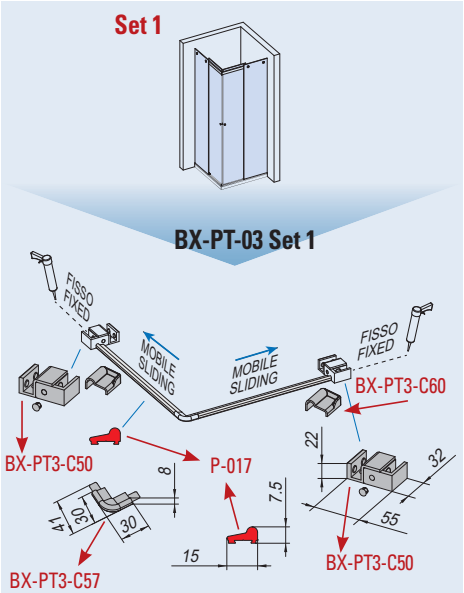

xla367c-2

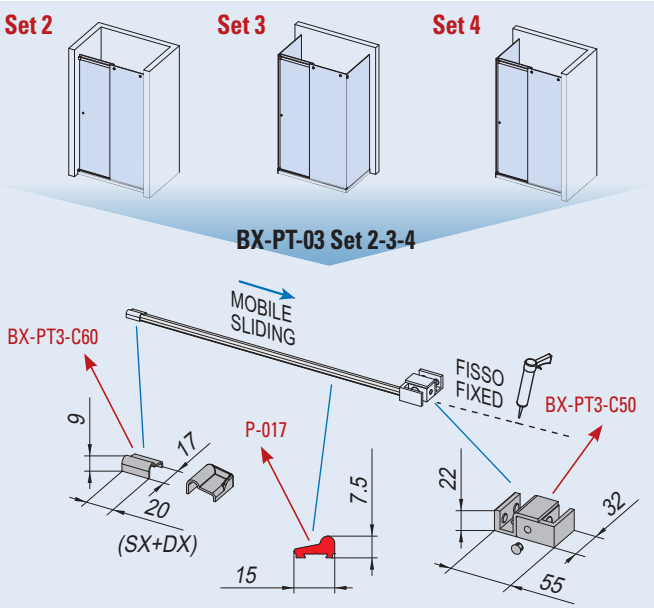

xla367c-2

PROFILI A TERRA | FLOOR PROFILES | BODENPROFILE

BX-PT-C58
- Profilo a terra.
- Floor profile.
- Bodenprofil.

CR

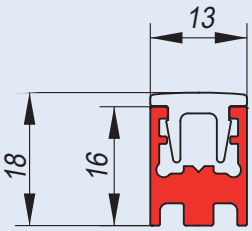

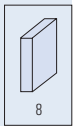

PRICE LIST 2017 ► 111 xla367b

BX-PT-C56
- Coperchio per profilo a terra per tratto entrata doccia.
- Cover profile for floor profile, shower entry.
- Profilabdeckung Bodenprofil, Duscheinstieg.

CR

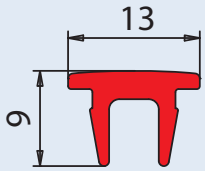

PRICE LIST 2017 ► 111 xla308

BX-PT-C50
- Guida vetro scorrevole per applicazione con profilo a terra.
- Floor guide sliding panel for installation with floor profile.
- Schiebetür Bodenführung für Montage mit Bodenprofile.

CR

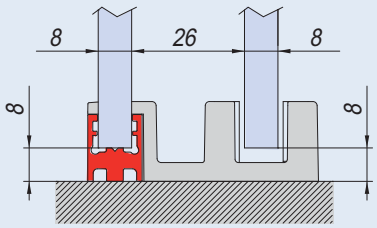

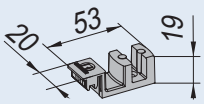

HM = H - 8
HF = H - 8

PRICE LIST 2017 ► 111 xla367



BX-PT2-C50
- Guida vetro scorrevole per applicazione con profilo a terra.
- Floor guide sliding panel for installation with floor profile.
- Schiebetür Bodenführung für Montage mit Bodenprofile.

CR

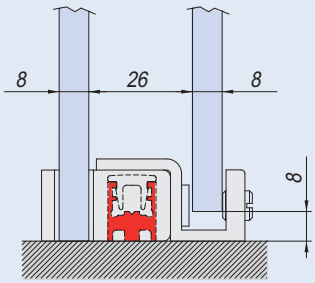

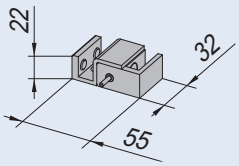

HM = H - 8
HF = H

PRICE LIST 2017 ► 111 xla367b

BX-PT-C57
- Angolo 90° lato entrata doccia ad angolo per profili BX-PT-C58 / BX-PT-C56.
- Joint 90° corner entry for profiles BX-PT-C58 / BX-PT-C56.
- 90° Verbindung Eckeinstieg für Profile BX-PT-C58 / BX-PT-C56.

CR

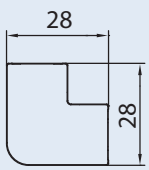

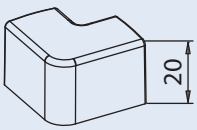

PRICE LIST 2017 ► 111 xla306

BX-PT-C51
- Angolo 90° vetro fisso/vetro fisso per profilo BX-PT-C58.
- Joint 90° fixed/fixed glass for profile BX-PT-C58.
- 90° Verbindung 2 Festverglasungen für Profil BX-PT-C58.

CR

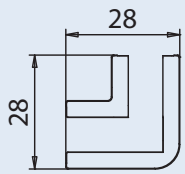

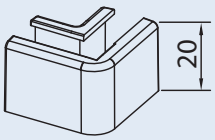

PRICE LIST 2017 ► 111 xla308

BX-PT-C52

- Angolo 90° per lato entrata doccia e lato vetro fisso dx e sx per profili BX-PT-C58 / BX-PT-C56.
- Joint 90° entry and fixed glass, left and right for profiles BX-PT-C58 / BX-PT-C56.
- 90° Verbindung Einstieg-Festverglasung, Links und Rechts für Profile BX-PT-C58 / BX-PT-C56.

CR

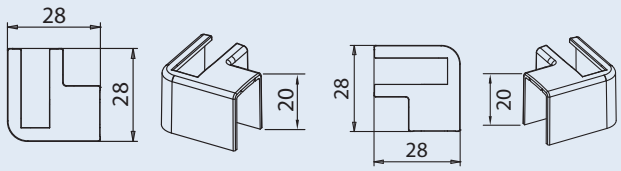

PRICE LIST 2017 ► 111

xla308

BX-PT-C60

- Coperchietto finale per profili BX-PT-C58 / BX-PT-C56.
- Endcap.for profiles BX-PT-C58 / BX-PT-C56.
- Endkappe für Profile BX-PT-C58 / BX-PT-C56.

CR

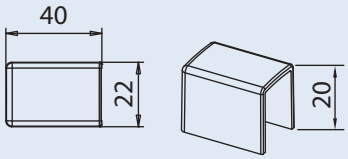

PRICE LIST 2017 ► 111

xla307

BX-PT-01 STANDARD

(Restyling 2014)

STANDARD

- Vetro fisso nel profilo continuo H 16 mm
- Fixed glass in shower entry floor profile H 16 mm
- Festverglasung im Duscheinstieg Bodenprofil H 16 mm

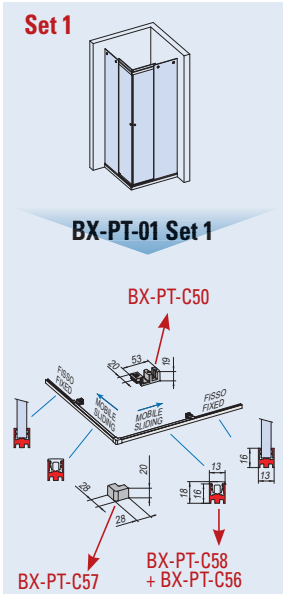

xla367-2

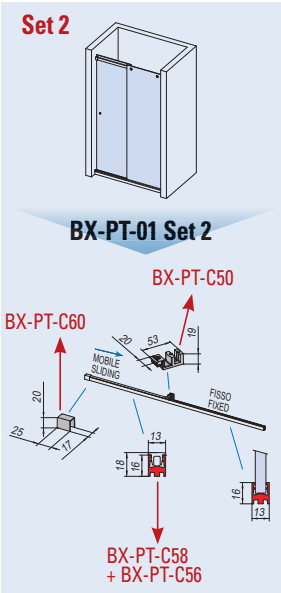

xla367-2

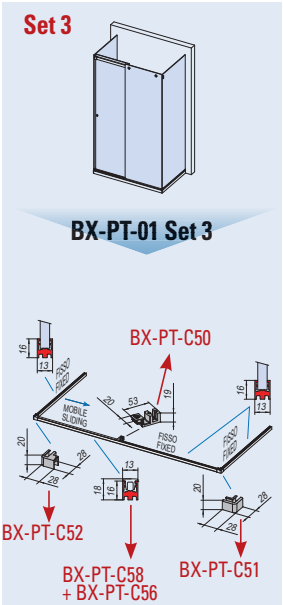

xla367-2

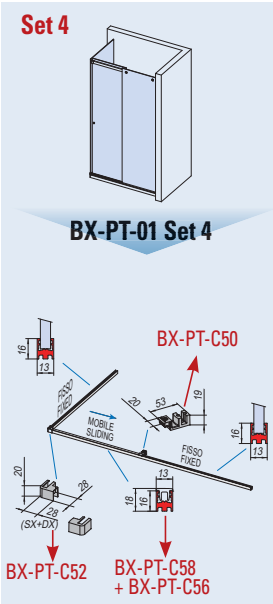

xla367-2

BX-PT-02 SOLO PORTA

OPTIONAL

- Vetro fisso su piatto doccia, solo profilo entrata H 16 mm.
- Fixed glass on shower tray, only shower entry floor profile H 16 mm.
- Festverglasung auf Duschtasse, Duscheinstieg Bodenprofil H 16 mm.

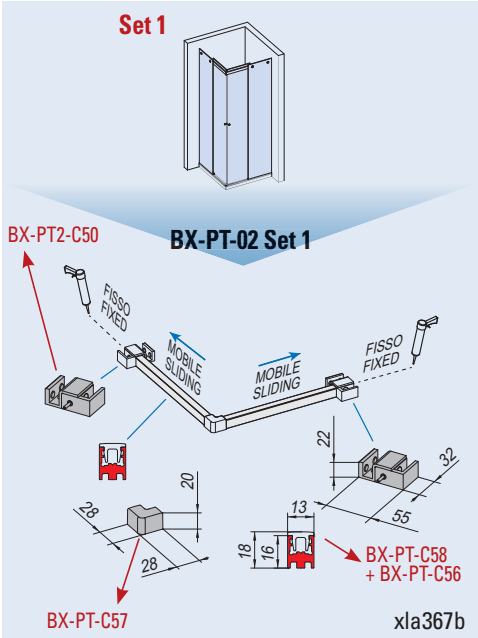

xla367b

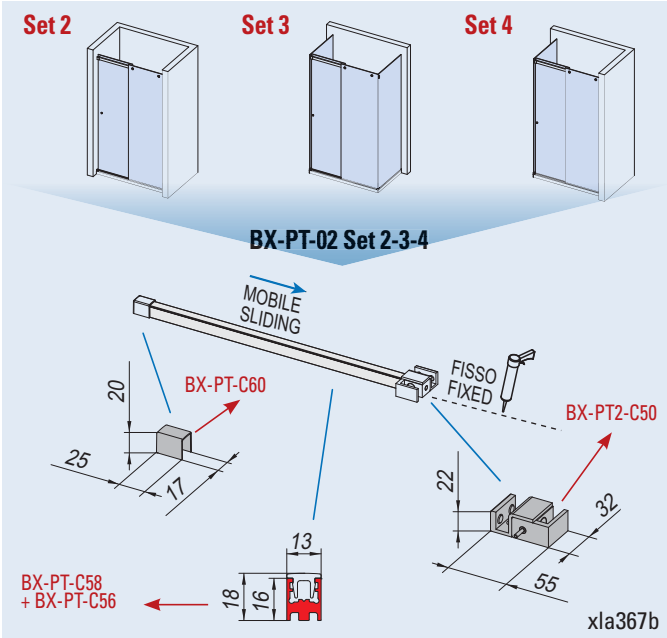

xla367b


BX-01

BX-1510

CANALINE "U"IN ALLUMINIO | U PROFILES IN ALUMINIUM | U-PROFILE AUS ALUMINIUM

V-2036
- Canalina con bordi arrotondati.
- "U" channel.
- U-Profil Aluminium. L = 3000 mm

CR - IXE - AN

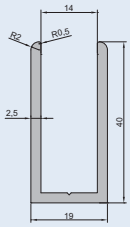

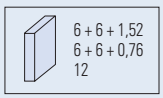

V-2036 -T
- Tappo per profilo
- Endcap
- EndKappe

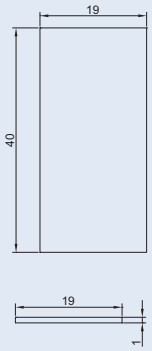

PRICE LIST 2017 ► 130

V-2037
- Canalina con bordi arrotondati.
- "U" channel.
- U-Profil Aluminium. L = 3000 mm

CR - IXE - AN

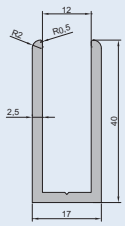

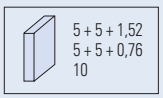

V-2037 -T
- Tappo per profilo
- Endcap
- EndKappe



PRICE LIST 2017 ► 130

V-2038
- Canalina con bordi arrotondati.
- "U" channel.
- U-Profil Aluminium. L = 3000 mm

CR - IXE - AN

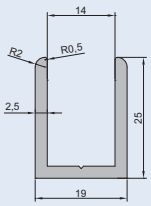

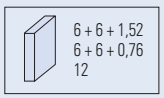

V-2038 -T
- Tappo per profilo
- Endcap
- EndKappe

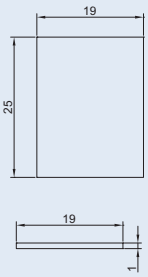

PRICE LIST 2017 ► 130

V-2039
- Canalina con bordi arrotondati.
- "U" channel.
- U-Profil Aluminium. L = 3000 mm

CR - IXE - AN

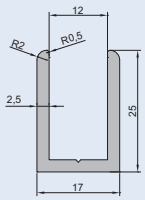

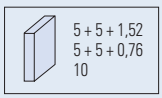

V-2039 -T
- Tappo per profilo
- Endcap
- EndKappe

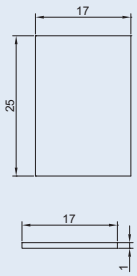

PRICE LIST 2017 ► 130

V-2040
- Canalina con bordi arrotondati.
- "U" channel.
- U-Profil Aluminium. L = 3000 mm

CR - IXE - AN

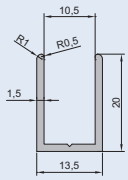

V-2040 -T
- Tappo per profilo
- Endcap
- EndKappe

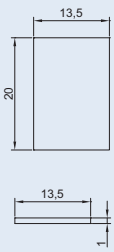

PRICE LIST 2017 ► 130

V-2041
- Canalina con bordi arrotondati.
- "U" channel.
- U-Profil Aluminium. L = 3000 mm

CR - IXE - AN

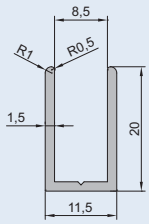

V-2041 -T
- Tappo per profilo
- Endcap
- EndKappe

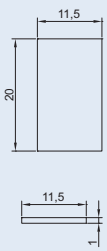

PRICE LIST 2017 ► 130

CANALINE "U"IN ALLUMINIO | U PROFILES IN ALUMINIUM | U-PROFILE AUS ALUMINIUM

B-138
- Canalina spigoli vivi.
- Sharp corner "U" channel.
- U-Profil Aluminium.
  L = 3000 mm

CR - AN

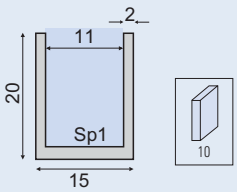

PRICE LIST 2017 ► 131

B-137
- Canalina spigoli vivi.
- Sharp corner "U" channel.
- U-Profil Aluminium.
  L = 3000 mm

CR - AN

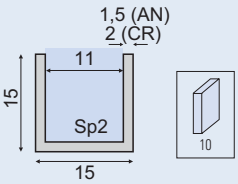

PRICE LIST 2017 ► 131

B-136
- Canalina con bordi arrotondati.
- "U" channel.
- "U"-Profil Aluminium.
  L = 3000 mm

CR

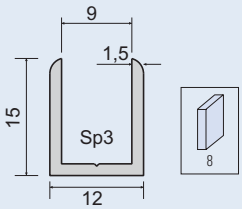

BX-PT-C56 (optional)

B-136-C60 (optional)

PRICE LIST 2017 ► 131

BX-PT-C58
- Profilo a terra.
- Floor profile.
- Bodenprofil.
  L = 3000 mm

CR

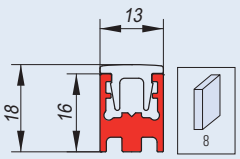

PRICE LIST 2017 ► 131

xla367b

BX-PT-C56
- Coperchio per profilo a terra BX-PT-C58 per tratto entrata doccia.
- Cover profile for floor profile BX-PT-C58, shower entry.
- Profilabdeckung Bodenprofil BX-PT-C58, Duscheinstieg.
  L = 3000 mm

CR

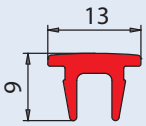

PRICE LIST 2017 ► 131

xla308

IX IL
Materiale | Material | Material
Inox AISI 304
L= 2500 mm

CANALINE "U" CON BORDO A SPIGOLO VIVO | U PROFILES | U-PROFILE

V-2021

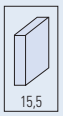

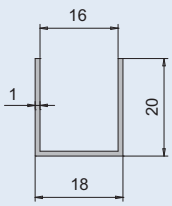

PRICE LIST 2017 ► 132

V-2020

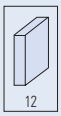

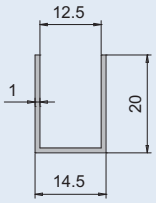

PRICE LIST 2017 ► 132

V-2016

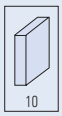

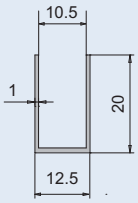

PRICE LIST 2017 ► 132

V-2017

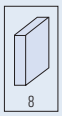

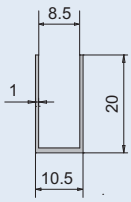

PRICE LIST 2017 ► 132

V-2019

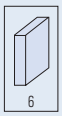

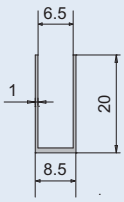

PRICE LIST 2017 ► 132

CANALINE "U" CON BORDO RIPIEGATO | U PROFILES WITH FOLDED EDGE | U-PROFILE MIT ABGERUNDETER KANTE

V-2030

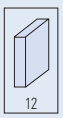

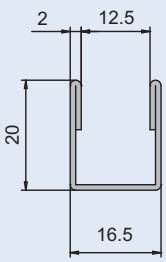

PRICE LIST 2017 ► 132

V-2016-R

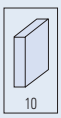

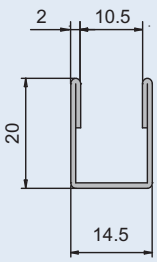

PRICE LIST 2017 ► 132

V-2017-R

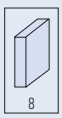

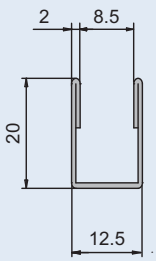

PRICE LIST 2017 ► 132

V-2029

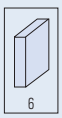

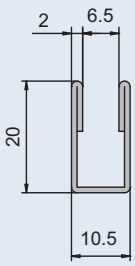

PRICE LIST 2017 ► 132

IX IL
Materiale | Material | Material
Inox AISI 304
L= 2500 mm

ANGOLARI | L PROFILES | L-PROFILE

V-2025

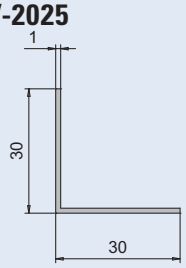

PRICE LIST 2017 ► 133

V-2024

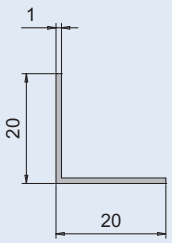

PRICE LIST 2017 ► 133

V-2023

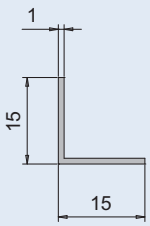

PRICE LIST 2017 ► 133

V-2022

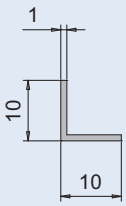

PRICE LIST 2017 ► 133

CANALINE CON ALETTA LATERALE | U PROFILES WITH SIDE PLATE | U-PROFILE MIT SEITLICHER PLATTE

V-2028

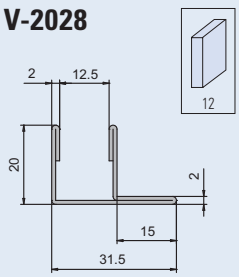

PRICE LIST 2017 ► 133

V-2027

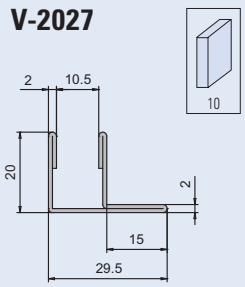

PRICE LIST 2017 ► 133

V-2026

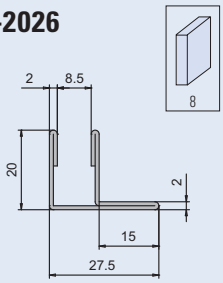

PRICE LIST 2017 ► 133

CANALINE CON ALETTA | U PROFILES WITH PLATE | U-PROFILE MIT PLATTE

V-2033

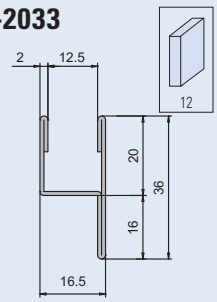

PRICE LIST 2017 ► 134

V-2032

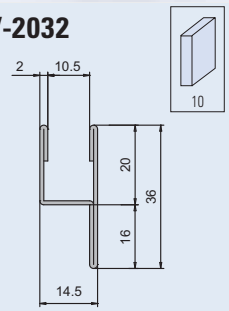

PRICE LIST 2017 ► 134

V-2031

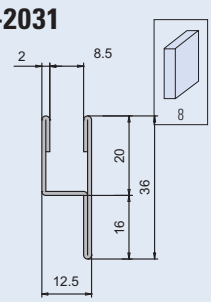

PRICE LIST 2017 ► 134

BARRE DI SUPPORTO QUADRE SNODATE SQUARE | SQUARE SUPPORT BARS | ECKIGE STABILISATIONSSTANGEN

B-328

- Barra di supporto snodata Square riducibile a piacere muro/vetro.
- Square adjustable support bar wall/glass, it is possible to cut the bar to adjust its size.
- Eckige Stabilisationsstange Wand/Glas, beliebig Kürzbar.

CR - NS

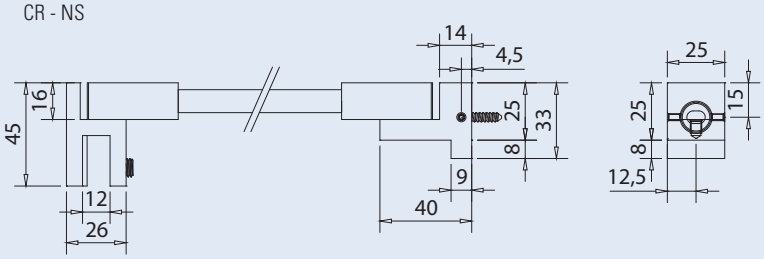

ART.	Lunghezza (A) Length (A) Länge (A)	Finitura Finish Oberflächen	
B-328-500	500 mm	CR	NS
B-328-1000	1000 mm	CR	NS
B-328-1500	1500 mm		IL

PRICE LIST 2017 ► 136

xme386

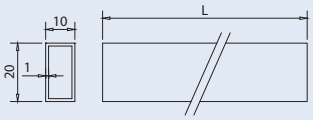

ART.	Lunghezza (A) Length (A) Länge (A)	Finitura Finish Oberflächen	
B-318-500	500 mm	CR	NS
B-318-1000	1000 mm	CR	NS
B-318-1500	1500 mm		IL

PRICE LIST 2017 ► 136

B-320

- Attacco a vetro snodato per barra di supporto quadra.
- Adjustable glass connector for square support bar.
- Eckige Stabilisationsstange Glasanschluss verstellbar.

CR - NS

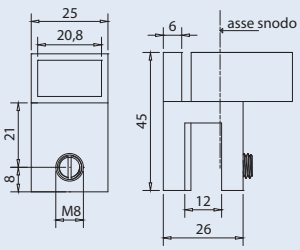

PRICE LIST 2017 ► 136

B-319

- Attacco a muro snodato per barra di supporto quadra.
- Adjustable wall connector for square support bar.
- Eckige Stabilisationsstange Wandanschluss verstellbar.

CR - NS

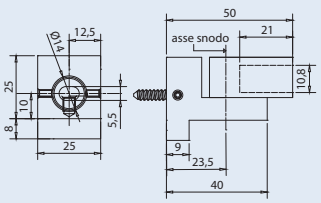

PRICE LIST 2017 ► 136

B-324

- Attacco a vetro cieco.
- Glass connector for square support bar.
- Eckige Stabilisationsstange Glasanschluss.

CR - NS

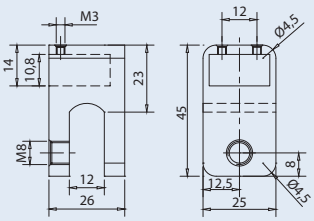

PRICE LIST 2017 ► 136

BARRE DI SUPPORTO QUADRE - SQUARE SUPPORT BARS - ECKIGE STABILISATIONSSTANGEN

B-323

- Attacco a vetro cieco per barra di supporto quadra.
- Glass connector for square support bar.
- Eckige Stabilisationsstange Glasanschluss.

CR - NS

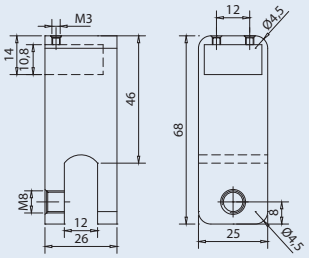

PRICE LIST 2017 ► 136

B-321

- Attacco a vetro 90°passante.
- Glass connector 90°for passage support bar.
- Glasanschluss 90° für Stabilisationsstange durchgehend.

CR - NS

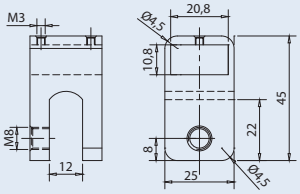

PRICE LIST 2017 ► 136

B-322

- Attacco a vetro in linea passante.
- Glass connector in-line for passage support bar.
- Glasanschluss in Linie für Stabilisationsstange durchgehend.

CR - NS

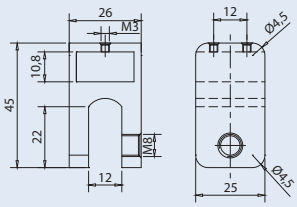

PRICE LIST 2017 ► 136

B-325

- Supporto centrale snodato per vetro fisso laterale.
- Adjustable T-connector side glass to support bar.
- Verstellbares T-Stück für Glas/Stange.

CR - NS

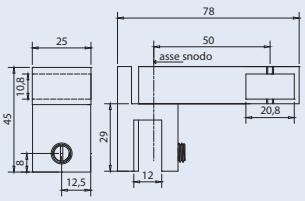

PRICE LIST 2017 ► 136

B-327

- Attacco snodato doppio.
- 2-Ways adjustable connector.
- Verstellbarer Anschluss 2-Wege

CR - NS

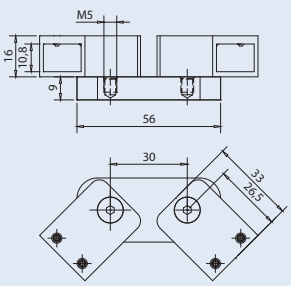

PRICE LIST 2017 ► 136

B-326

- Attacco snodato montaggio a vetro.
- Adjustable connector for glass installation.
- Verstellbarer Anschluss für Glasmontage.

CR - NS

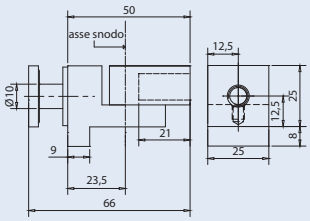

PRICE LIST 2017 ► 136

BARRE DI SUPPORTO QUADRE - SQUARE SUPPORT BARS - ECKIGE STABILISATIONSSTANGEN



B-511-220 / B-511-370

- Barra di supporto quadra angolare snodata vetro/muro.
- Square support bar wall/glass.
- Eckige Stabilisationsstange Wand/Glas.

CR - NS

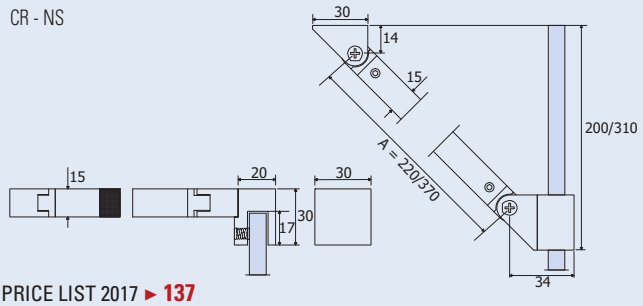

PRICE LIST 2017 ► 137

B-521

- Barra di supporto quadra a 90° vetro/muro.
- Square support bar wall/glass 90°.
- Eckige Stabilisationsstange Wand/Glas 90°.

CR - NS

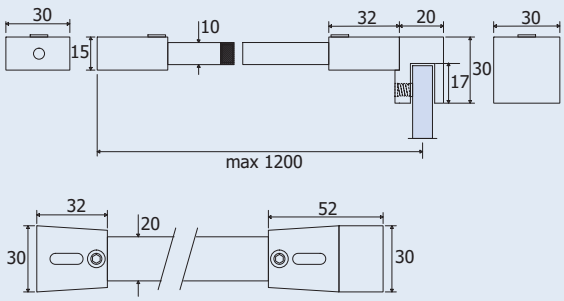

PRICE LIST 2017 ► 137

B-529

- Barra centrale quadra per B-527, B-528 L=1200 mm.
- Square support bar for B-527, B-528 L=1200 mm.
- Eckige Stabilisationsstange für B-527, B-528 L=1200 mm.

CR

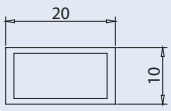

PRICE LIST 2017 ► 137

B-528

- Attacco a muro per barra di supporto quadra B-529.
- Wall fitting for B-529 support bar.
- B-529 Stabilisationsstange Wandanschluss.

CR

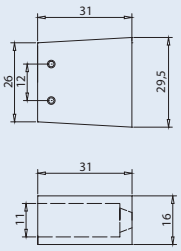

PRICE LIST 2017 ► 137

xme397

B-527

- Attacco a vetro per la barra quadra B-529.
- Glass fitting for support bar B-529.
- Glasanschluss für Stabilisationsstange B-529 zu können.

CR - NS

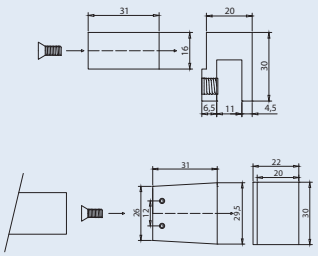

PRICE LIST 2017 ► 137

xme396



B-523

- Supporto centrale per vetro fisso laterale con barra B-521 / B-529.
- Middle connector glass fitting/Square bar support B-521 / B-529.
- Mittelverbinder Glasanschluss/Square Stabilisationsstange B-521 / B-529.

CR - NS

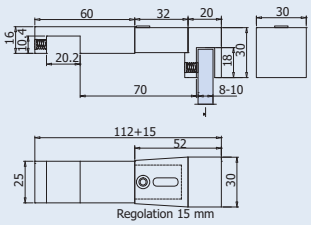

PRICE LIST 2017 ► 137

xmc203

BARRE DI SUPPORTO TONDE | ROUND SUPPORT BARS | RUNDE STABILISATIONSSTANGEN

B-171

- Barra di fissaggio vetro/muro.
- Glass to wall fixing bar.
- Stabilisationsstange Glas/Wand.

CR - NS

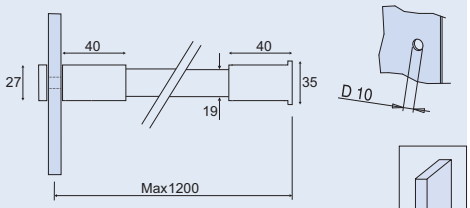

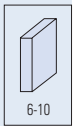

PRICE LIST 2017 ► 138

B-160

- Barra di fissaggio vetro/muro 45°.
- Glass to wall 45° fixing bar.
- Stabilisationsstange Glas-Wand 45°.

CR - NS

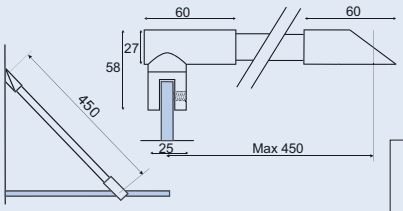

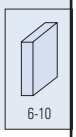

PRICE LIST 2017 ► 138

B-163

- Attacco a vetro foro passante per tubo Ø 19 mm.
- Glass clamp for 19 mm tube.
- Rohrverbinder/Glas für Rohr Ø 19 mm.

CR - NS

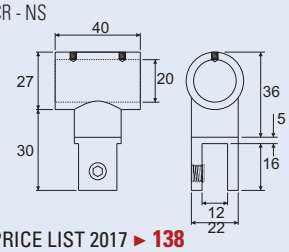

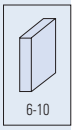

PRICE LIST 2017 ► 138

B-164

- Raccordo a 135° per tubo Ø19 mm.
- 135° connector for 19 mm tube Forged brass.
- Rohrverbinder 135° für Rohr Ø 19 mm.

CR - NS

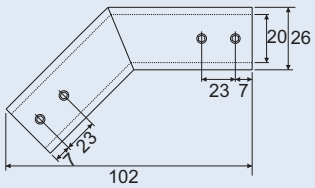

PRICE LIST 2017 ► 138

B-165

- Raccordo a 90° per tubo Ø19 mm.
- 90° connector for 19 mm tube.
- Rohrverbinder 90° für Rohr Ø 19 mm.

CR - NS

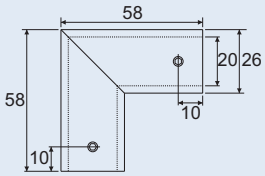

PRICE LIST 2017 ► 139

B-166

- Terminali per barra.
- Articuled glass to wall bar.
- Drehbar Messing geschmiedet.

CR - NS

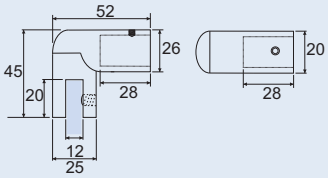

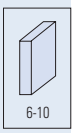

PRICE LIST 2017 ► 138

B-167

- Fermavetro snodata a muro.
- Ends Forged brass.
- Halterungen für Stabilisationsstange.

CR - NS

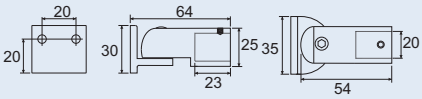

PRICE LIST 2017 ► 138

B-172

- Raccordo di congiunzione a 90° per tubo Ø 19 mm.
- Forged brass 90° connection joint for 19 mm tube.
- Stabilisationsstange T-Stück für 19 mm Rohr.

CR - NS

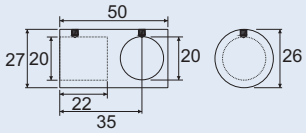

PRICE LIST 2017 ► 138

BARRE DI SUPPORTO TONDE | ROUND SUPPORT BARS | RUNDE STABILISATIONSSTANGEN

B-161

- Barra di fissaggio vetro/muro 90°.
- Glass to wall 90° fixing bar.
- Stabilisationsstange Glas-Wand.

CR - NS

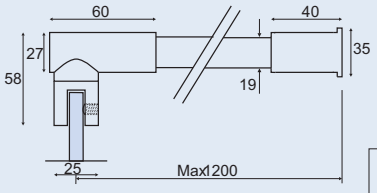

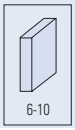

PRICE LIST 2017 ► 138

B-162

- Barra di fissaggio vetro/vetro.
- Glass to glass fixing bar.
- Stabilisationsstange Glas-Glas.

CR - NS

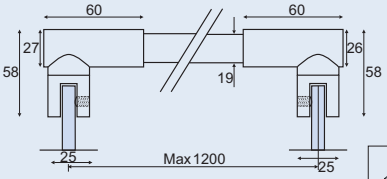

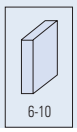

PRICE LIST 2017 ► 138

B-173

- Raccordo regolabile per tubo Ø 19 mm.
- Adjustable connector for Ø 19 mm tube.
- Verbinder für 19 mm Rohr Verstellbar.

CR - NS

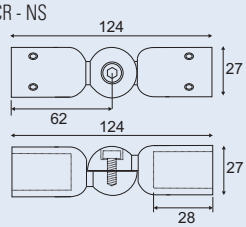

PRICE LIST 2017 ► 139

B-174

- Terminale a muro per barre fermavetro Ø 19 mm.
- Wall fixing bar end for Ø 19 mm tube.
- Drehbar Halterungen für Stabilisationsstange.

CR - NS

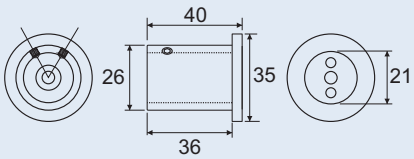

PRICE LIST 2017 ► 138



B-175

- Tubo inox lucido Ø 19 mm lunghezza 1200 mm.
- Polished stainless steel tube Ø 19 mm L=1200 mm.
- Halterungen für Stabilisationsstange.

CR - NS

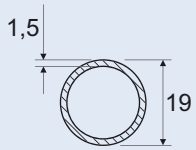

PRICE LIST 2017 ► 138



B-176

- Tubo inox lucido Ø 19 mm lunghezza 2000 mm.
- Polished stainless steel tube Ø 19 mm L=2000 mm.
- Edelstahl Rohr Ø 19 - Poliert.

CR - NS

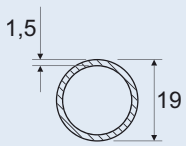

PRICE LIST 2017 ► 138

B-181

- Raccordo vetro-barra a 90°.
- Connector Glass-bar 90°.
- Verbinder Glas/Rohr 90°.

CR - NS

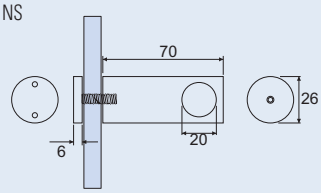

PRICE LIST 2017 ► 139

B-185

- Attacco a vetro per tubo Ø 19 mm. Ottone forgiato.
- Glass clamp for 19 mm tube. Forged brass.
- Rohrverbinder / Glas für Rohr Ø 19 mm. Messing geschmiedet.

CR - NS

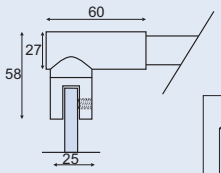

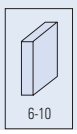

PRICE LIST 2017 ► 138

BARRE DI SUPPORTO TONDE | ROUND SUPPORT BARS | RUNDE STABILISATIONSSTANGEN

B-189

- Barra di fissaggio vetro/soffitto.
- Glass to ceiling fixing bar.
- Stabilisationsstange Glas-Decke.

CR

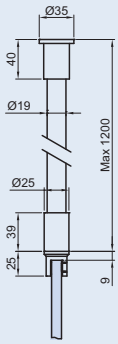

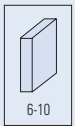

SUPPLEMENTARY PRICE LIST

xfb-086

B-185-S

- Attacco verticale a vetro per tubo Ø 19.
- Vertical glass clamp for Ø 19 mm tube.
- Vertikal Rohrverbinder / Glas für Rohr Ø 19 mm.

CR

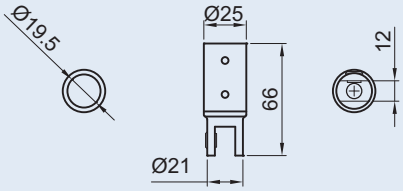

SUPPLEMENTARY PRICE LIST

xfb-089

B-155-40

- Morsetto 40x40 mm vetro/muro. Materiale: Ottone.
- Glass to wall clamp 40x40 mm. Material: Brass.
- Verbinder Glas-Wand, 40x40 mm mit nicht sichtbaren Schrauben. Material: Messing.

CR - NS

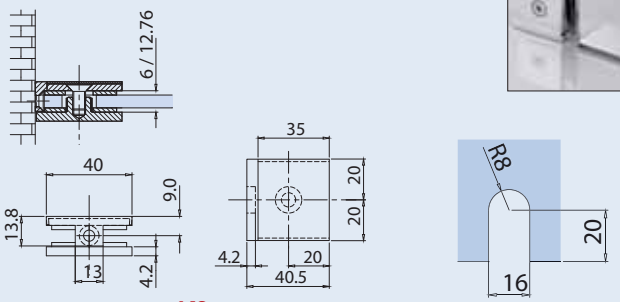

PRICE LIST 2017 ► 142

xme312

B-154-40

- Morsetto 40x40 mm vetro/muro. Materiale: Ottone.
- Glass to wall clamp 40x40 mm. Material: Brass.
- Verbinder Glas-Wand, 40x40 mm mit nicht sichtbaren Schrauben. Material: Messing.

CR - NS

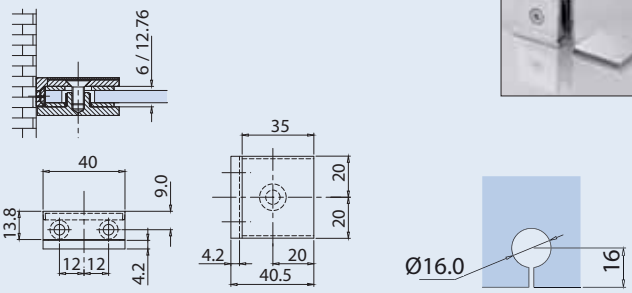

PRICE LIST 2017 ► 142

xme312

B-156-40

- Morsetto angolare 90° 40x40 mm vetro/muro. Materiale: Ottone.
- Glass to wall angular clamp 90° 40x40 mm. Material: Brass.
- Winkelverbinder Glas-Wand 90°, 40x40 mm mit nicht sichtbaren Schrauben. Material: Messing.

CR - NS

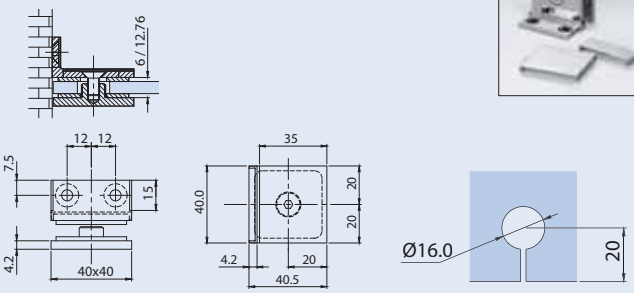

PRICE LIST 2017 ► 142

xme313

B-152-40

- Morsetto angolare 40x40 mm vetro/muro 90°. Materiale: Ottone.
- Glass to wall 90° angular clamp 40x40 mm. Material: Brass.
- Winkelverbinder Glas-Wand 90°, 40x40 mm mit nicht sichtbaren Schrauben. Material: Messing.

CR - NS

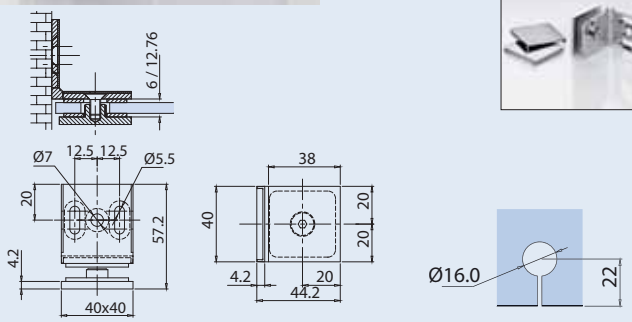

PRICE LIST 2017 ► 142

xme312

B-153-40

- Morsetto angolare 40x40 mm vetro/vetro 90°. Materiale: Ottone.
- Glass to glass 90° angular clamp 40x40 mm. Material: Brass.
- Winkelverbinder Glas-Glas 90°, 40x40 mm mit nicht sichtbaren Schrauben. Material: Messing.

CR - NS

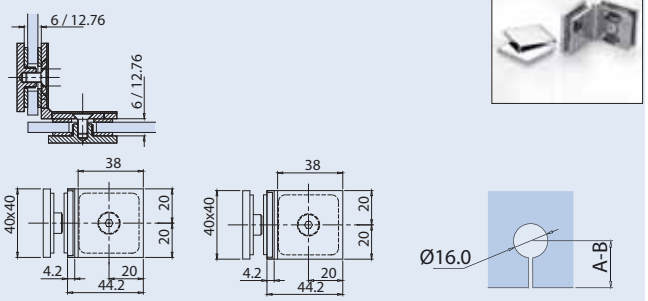

PRICE LIST 2017 ► 142

xme312

B-157-40

- Morsetto 40x40 mm vetro/muro 180°. Materiale: Ottone.
- Glass to wall clamp 180° 40x40 mm. Material: Brass.
- Verbinder Glas-Wand 180°, 40x40 mm mit nicht sichtbaren Schrauben. Material: Messing.

CR - NS

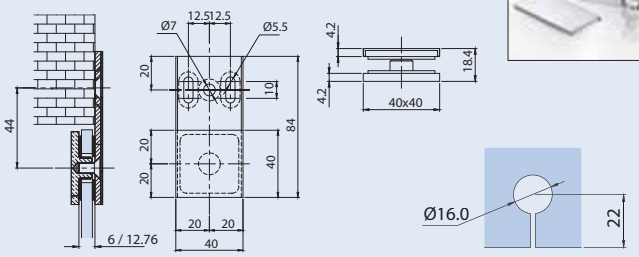

PRICE LIST 2017 ► 142

xme313

B-158-40

- Morsetto 40x40 mm vetro/vetro 180°. Materiale: Ottone.
- Glass to glass clamp 180°, 40x40 mm. Material: Brass.
- Verbinder Glas-Glas 180°, 40x40 mm mit nicht sichtbaren Schrauben. Material: Messing.

CR - NS

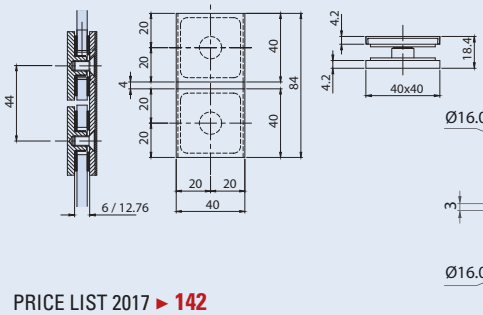

PRICE LIST 2017 ► 142

xme313



B-182

- Morsetto angolare 56x40 mm vetro/muro 90°. Materiale: Ottone.
- Glass to wall 90° angular clamp 56x40 mm. Material: Brass.
- Winkelverbinder Glas-Wand 90°, 56x40 mm mit nicht sichtbaren Schrauben. Material: Messing.

CR - NS

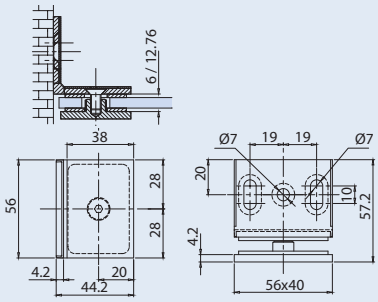

PRICE LIST 2017 ► 142

xme314

B-183

- Morsetto angolare 56x40 mm vetro/vetro 90°. Materiale: Ottone.
- Glass to glass 90° angular clamp 56x40 mm. Material: Brass.
- Winkelverbinder Glas-Glas 90°, 56x40 mm mit nicht sichtbaren Schrauben. Material: Messing.

CR - NS

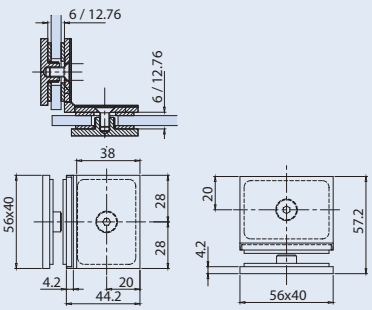

PRICE LIST 2017 ► 142

xme314

B-187

- Morsetto 56x40 mm vetro/muro 180°. Materiale: Ottone.
- Glass to wall clamp 180°, 56x40 mm. Material: Brass.
- Verbinder Glas-Wand 180°, 56x40 mm mit nicht sichtbaren Schrauben. Material: Messing.

CR - NS

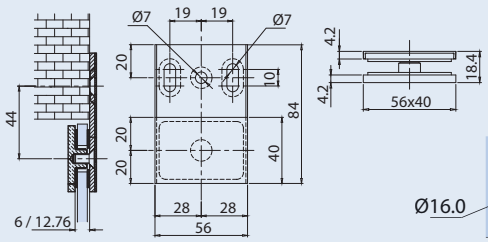

PRICE LIST 2017 ► 142

xme314

B-188

- Morsetto 56x40 mm vetro/vetro 180°. Materiale: Ottone.
- Glass to glass clamp 180°, 56x40 mm. Material: Brass.
- Verbinder Glas-Glas 180°, 56x40 mm mit nicht sichtbaren Schrauben. Material: Messing.

CR - NS

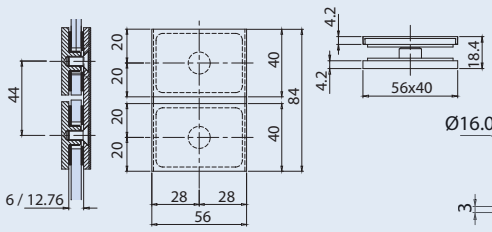

PRICE LIST 2017 ► 142

xme314

B-110

- Morsetto vetro/muro a filo. Materiale: Ottone.
- Glass to wall clamp. Material: Brass.
- Verbinder Glas-Wand. Material: Messing.

CR - NS

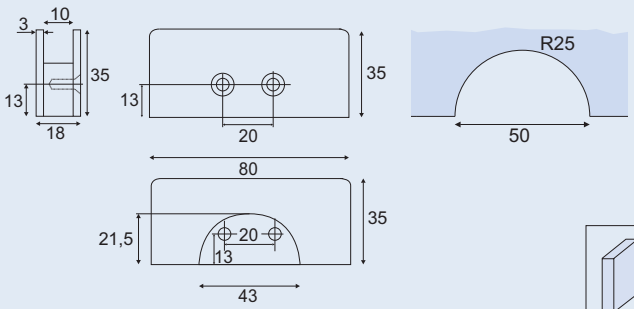

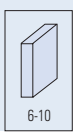

PRICE LIST 2017 ► 143

B-111

- Morsetto angolare vetro/vetro 90°. Materiale: Ottone.
- Glass to glass 90° angular clamp. Material: Brass.
- Winkelverbinder Glas-Wand 90°. Material: Messing.

CR - NS

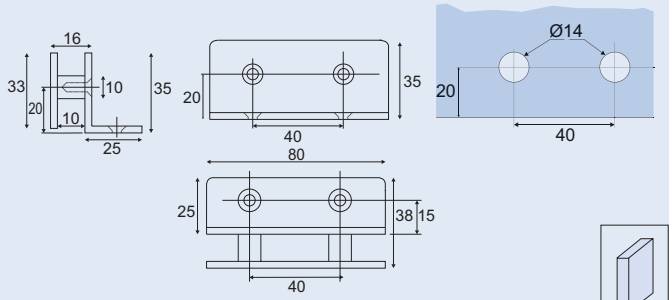

PRICE LIST 2017 ► 143

6-10

B-20

- Ragnetto muro/vetro. Materiale: Inox.
- Connector glass/wall. Material: Stainless.
- Winkelverbinder Glas/Wand. Material: Edelstahl.

IX - IL

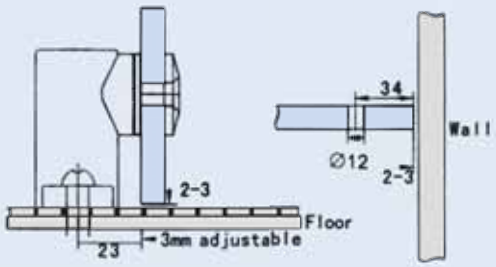

PRICE LIST 2017 ► 143

8-10-12

B-25

- Barra di connessione 2 vetri. Materiale: Inox.
- Connecting rod for 2 glass. Material: Stainless.
- Verbinder 2 Gläser. Material: Edelstahl.

IX - IL

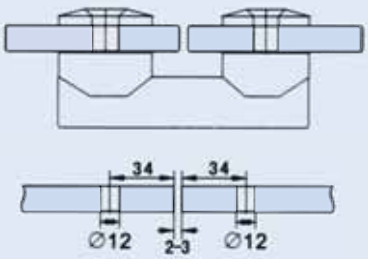

PRICE LIST 2017 ► 143

8-10-12

B-21

- Ragnetto vetro/vetro. Materiale: Inox.
- Connector glass/glass. Material: Stainless.
- Winkelverbinder Glas/Glas. Material: Edelstahl.

IX - IL

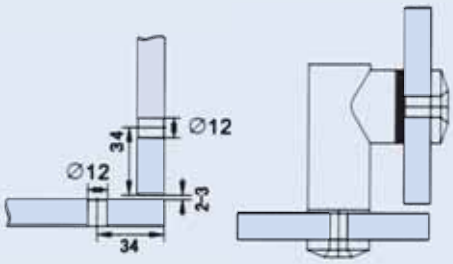

PRICE LIST 2017 ► 143

8-10-12

B-30

- Ragnetto muro/vetro. Materiale: Inox.
- Connector glass/wall. Material: Stainless.
- Winkelverbinder Glas/Wand. Material: Edelstahl.

IX - IL

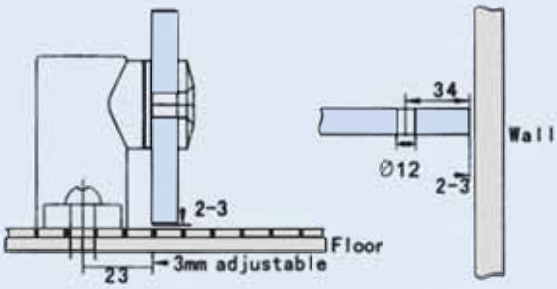

PRICE LIST 2017 ► 143

8-10-12

B-35

- Barra di connessione 2 vetri. Materiale: Inox.
- Connecting rod for 2 glass. Material: Stainless.
- Verbinder 2 Gläser. Material: Edelstahl.

IX - IL

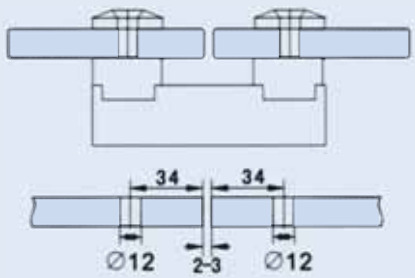

PRICE LIST 2017 ► 143

8-10-12

B-16

- Fermaporta con attacco a terra e calamita.
  Materiale: Inox.
- Magnetic door hold and stopper wall/glass.
  Material: Stainless.
- Magnetische Türstopper Wand/Glas.
  Material: Edelstahl.

IX - IL

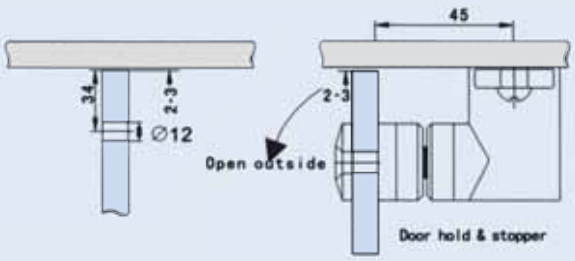

8-10-12

PRICE LIST 2017 ► 143

B-17

- Fermaporta con attacco a vetro e calamita.
  Materiale: Inox.
- Magnetic door hold and stopper glass/glass.
  Material: Stainless.
- Magnetische Türstopper Glas/Glas.
  Material: Edelstahl.

IX - IL

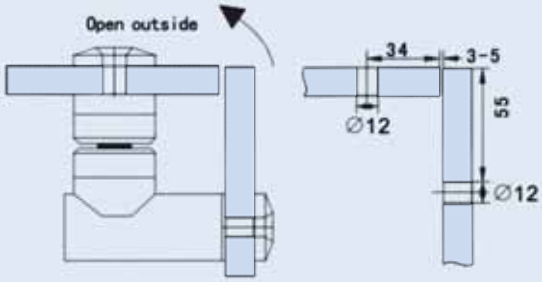

8-10-12

PRICE LIST 2017 ► 143

B-120

- Portasalvietta montato a vetro L=600 mm, pomolino B-122 optional.
- Glass mounted towel bar L=600 mm, knob B-122 optional.
- Handtuchhalter für Glas L=600 mm, Knopf B-122 optional.

CR



PRICE LIST 2017 ► 140

xme452

B-121

- Portasalvietta montato a vetro/muro L=600 mm, pomolino B-122 optional.
- Glass/wall mounted towel bar L=600 mm, knob B-122 optional.
- Handtuchhalter für Glas/Wand L=600 mm, Knopf B-122 optional.

CR

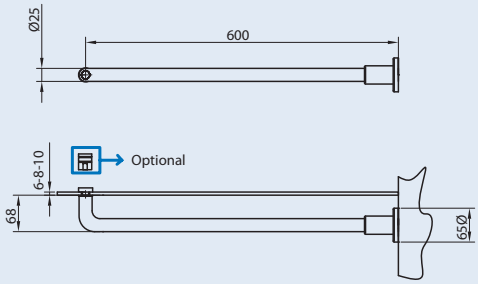

PRICE LIST 2017 ► 140

xme451

B-122

- Pomolo optional per portasalvietta.
- Knob optional for towel bar.
- Knopf optional für Handtuchhalter.

CR

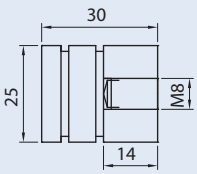

PRICE LIST 2017 ► 140

xme450

B-186

- Pomolo appendi salvietta montato a vetro.
- Knob towel bar for glass.
- Knopf Handtuchhalter, für Glas.

CR

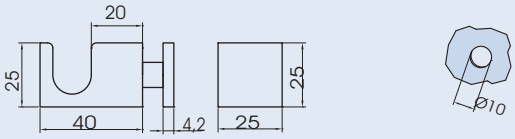

8-10

PRICE LIST 2017 ► 140

xme-414

GUARNIZIONI MINI | MINI GASKETS | MINI DICHTUNGEN



B-115-20

- Guarnizione per scorrevoli in PVC trasparente.
- Sliding doors seal in transparent PVC.
- PVC Dichtprofil für Schiebetüren.

L=2200

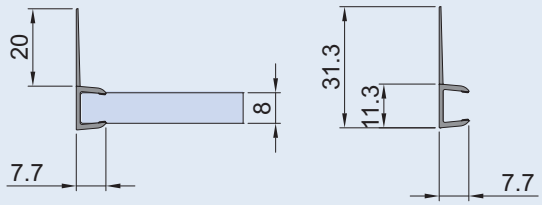

SUPPLEMENTARY PRICE LIST xfb-095

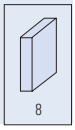

B-115-25

- Guarnizione per scorrevoli in PVC trasparente.
- Sliding doors seal in transparent PVC.
- PVC Dichtprofil für Schiebetüren.

L=2200

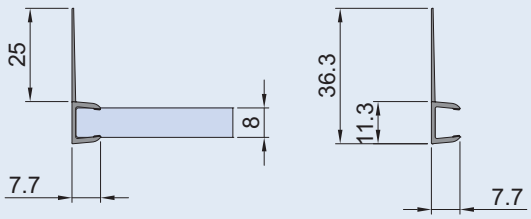

SUPPLEMENTARY PRICE LIST xfb-095

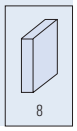

B-142-8

- Guarnizione magnetica in PVC trasparente per chiusura a 180°.
- Pvc magnetic seal for 180° dosing doors in transparent PVC twin bars.
- Pvc Magnetdichtung für Glas-Glas 180° Paar Profile.

L=2200

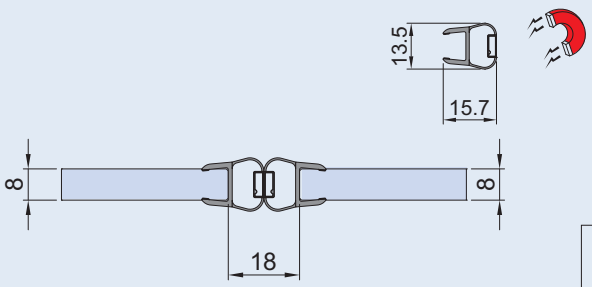

SUPPLEMENTARY PRICE LIST xfb-093

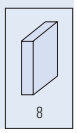

B-144-8

- Guarnizione magnetica in PVC trasparente per chiusure a 90°.
- PVC magnetic seal for 90° closing doors in transparent PVC
- Magnetdichtung für Glas-Glas 90°.

L=2200

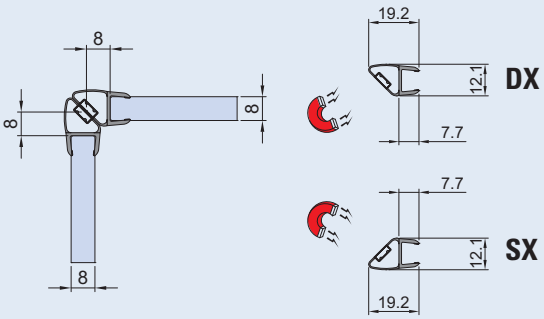

SUPPLEMENTARY PRICE LIST xfb-097

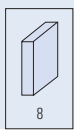

NEW

B-116-8

- Guarnizione a palloncino vetro/ muro in PVC trasparente.
- Glass to wall ball seal transparent PVC.
- PVC Dichtprofil Glas-Wand.

L=2200

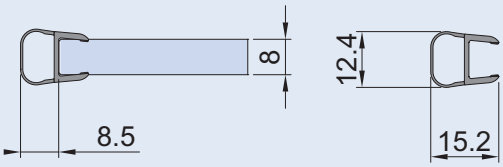

SUPPLEMENTARY PRICE LIST

xfb-094

8

B-117-8

- Guarnizione gocciolatoio in PVC trasparente.
- Drip flap seal transparent PVC.
- Pvc Dichtprofil für den unteren Wannenanschluss.

L=2200

DISPONIBILE DAL/AVAILABLE FROM 06/2018

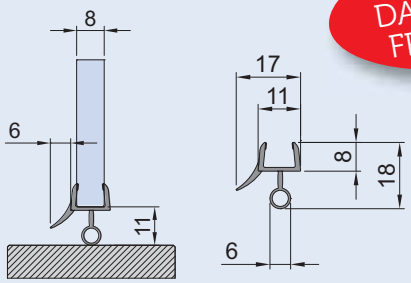

SUPPLEMENTARY PRICE LIST

xfb-098

8

NEW

B-118-8

- Guarnizione vetro/vetro in PVC trasparente per chiusure a 180°.
- Door stop seal transparent PVC for glass-glass 180°.
- PVC Dichtprofil für Glas-Glas 180°.

L=2200

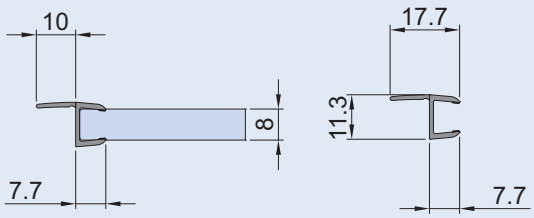

SUPPLEMENTARY PRICE LIST

xfb-096

8

NEW

B-119-8

- Guarnizione bordo vetro con magnete, per chiusura a battuta.
- Closure gasket with magnetic seal.
- Vertikal Dichtung für Magnetische Zuhaltung.

L=2200

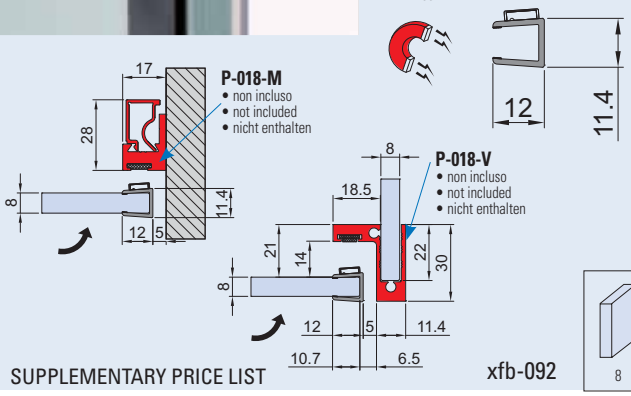

SUPPLEMENTARY PRICE LIST

xfb-092

8



B-151-26

- Guarnizione per scorrevoli in PVC trasparente.
- Sliding doors seal transparent PVC.
- PVC Dichtprofil für Schiebetüren.

1 pcs L=2200

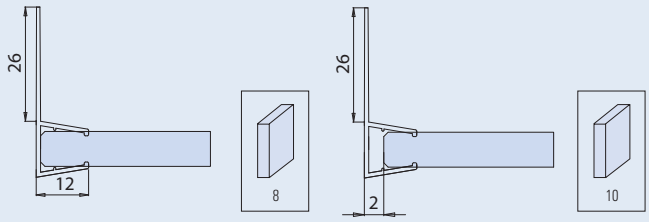

PRICE LIST 2017 ► 144

xme390-B



B-151-20

- Guarnizione per scorrevoli in PVC trasparente.
- Sliding doors seal transparent PVC.
- PVC Dichtprofil für Schiebetüren.

1 pcs L=2200



PRICE LIST 2017 ► 144

xme390-C

B-141-8

- Guarnizione magnetica.
- Pvc magnetic seal.
- Pvc Magnetdichtung für Glas-Glas.

1 pcs L=2500

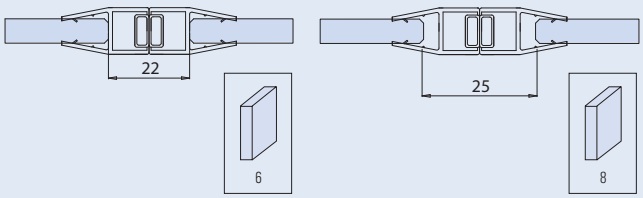

PRICE LIST 2017 ► 144

xme390-A

B-141-10

- Guarnizione magnetica.
- Pvc magnetic seal.
- Pvc Magnetdichtung für Glas-Glas.

1 pcs L=2500

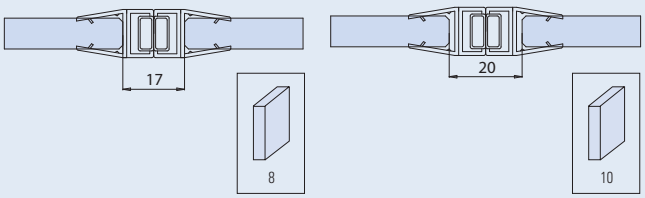

PRICE LIST 2017 ► 144

xme390-A

B-143-8

- Guarnizione magnetica in PVC trasparente.
- PVC magnetic seal transparent PVC.
- PVC Magnetdichtung für Glas-Glas 90°.

1 pcs L=2500

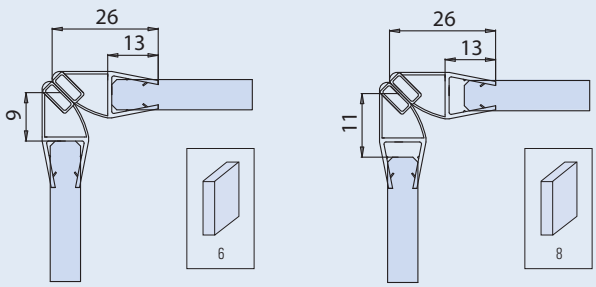

PRICE LIST 2017 ► 144

xme390-B

B-143-10

- Guarnizione magnetica in PVC trasparente.
- PVC magnetic seal transparent PVC.
- PVC Magnetdichtung für Glas-Glas 90°.

1 pcs L=2500

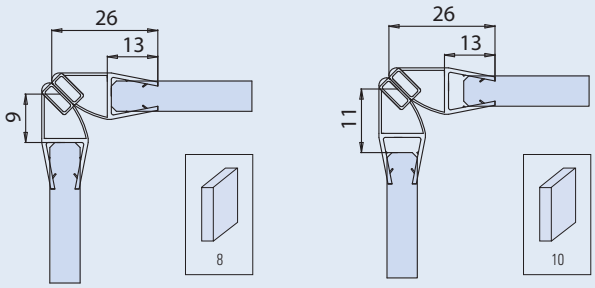

PRICE LIST 2017 ► 144

xme390-B

B-145-8

- Guarnizione a palloncino vetro/ muro in PVC trasparente.
- Glass to wall ball seal transparent PVC.
- PVC Dichtprofil Glas-Wand.

1 pcs L=2500

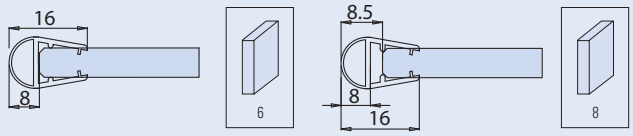

PRICE LIST 2017 ► 144

xme390-A

B-145-10

- Guarnizione a palloncino vetro/ muro in PVC trasparente.
- Glass to wall ball seal transparent PVC.
- PVC Dichtprofil Glas-Wand.

1 pcs L=2500

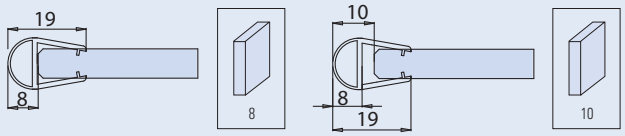

PRICE LIST 2017 ► 144

xme390-A

B-147-8

- Guarnizione gocciolatoio in PVC trasparente.
- Drip flap seal transparent PVC.
- Pvc Dichtprofil für den unteren Wannenanschluss.

1 pcs L=2200

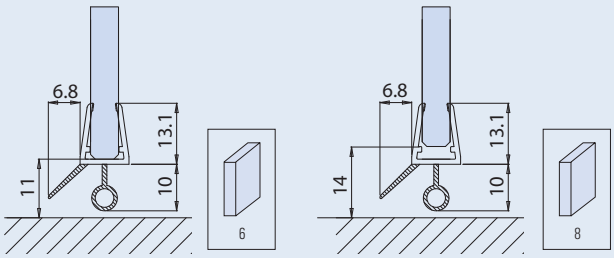

PRICE LIST 2017 ► 145

xme390-A

B-147-10

- Guarnizione gocciolatoio in PVC trasparente.
- Drip flap seal transparent PVC.
- Pvc Dichtprofil für den unteren Wannenanschluss.

1 pcs L=2200

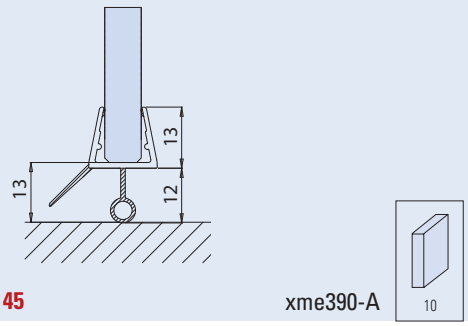

PRICE LIST 2017 ► 145

xme390-A

B-149-8

- Guarnizione vetro/vetro in PVC trasparente.
- Door stop seal transparent PVC.
- PVC Dichtprofil für Glas-Glas 180°.

1 pcs L=2500

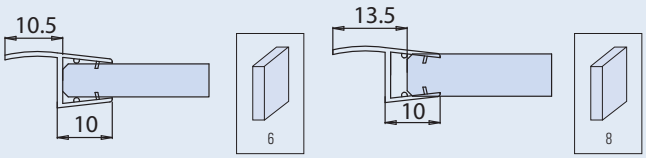

PRICE LIST 2017 ► 144

xme390-B

B-149-10

- Guarnizione vetro/vetro in PVC trasparente.
- Door stop seal transparent PVC.
- PVC Dichtprofil für Glas-Glas 180°.

1 pcs L=2500

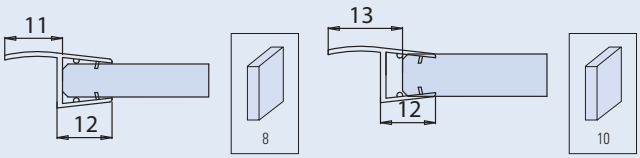

PRICE LIST 2017 ► 144

xme390-B

B-152-8

- Guarnizione gocciolatoio in PVC trasparente.
- Drip flap seal in transparent PVC.
- PVC Dichtprofil für den unteren Wannenanschluss, für 8 und 10 mm Glas.

1 pcs L=2200

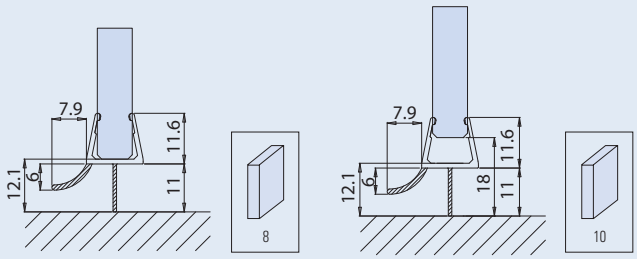

PRICE LIST 2017 ► 145

xme390-B

B-153-8

- Guarnizione a battuta in PVC trasparente.
- Seal profile glass-glass 90° with door stop in transparent PVC.
- PVC Dichtprofil glass-glass 90° mit Türanschlag, für 6 und 8 mm Glas.

1 pcs L=2200

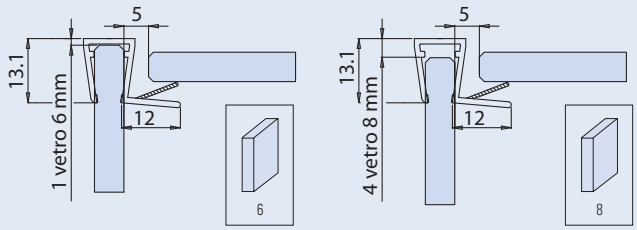

PRICE LIST 2017 ► 145

xme390-A



B-154-8

- Guarnizione "H" a battuta in PVC trasparente.
- Seal profile glass-glass 90° with door stop in transparent PVC.
- PVC Dichtprofil glass-glass 180° mit Türanschlag.

1 pcs L=2200

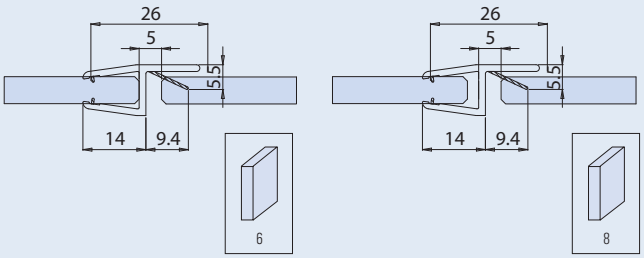

PRICE LIST 2017 ► 145

xme390-B

B-155-8

- Guarnizione con diga e deflettore in PVC trasparente.
- Drip flap seal in transparent PVC.
- PVC Dichtprofil für den unteren Wannenanschluss.

1 pcs L=2200

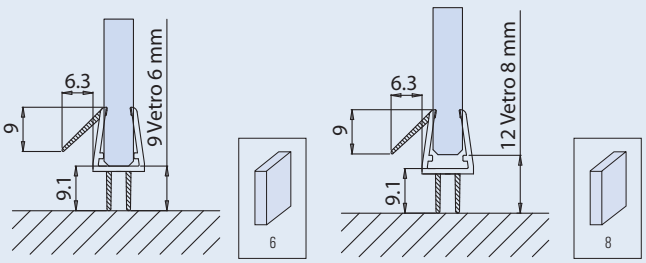

PRICE LIST 2017 ► 145

xme390-A



WRU-S 60/40 R

- Guarnizione neutra per vetro 8 mm. con fissaggio adesivo.
- Neutral gasket for glass 8 mm.

10 mtl 50 mtl

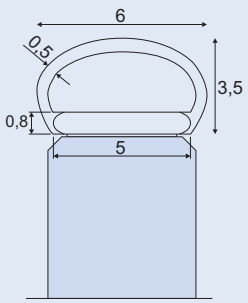

PRICE LIST 2017 ► 145

WRU-M 80/50

- Guarnizione neutra in PVC con fissaggio adesivo
- Neutral PVC gasket with adhesive fixing.
- Dichtungsprofil selbstklebend

5 mtl 50 mtl

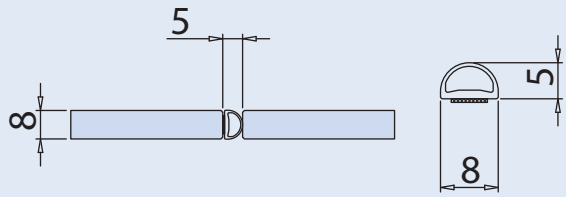

SUPPLEMENTARY PRICE LIST

xfb-099

A SISTEMI SCORREVOLI
SLIDING DOOR SYSTEMS
SCHIEBETÜRSYSTEME 6

B BOX DOCCIA
SHOWER BOX
DUSCHKABINEN 115

C PARETI MOBILI
SLIDING WALLS
SCHIEBEWÄNDE 195

D PARETI DIVISORIE E STIPITI
PARTITION WALLS AND FRAMES
TRENNWÄNDE UND ALUMINIUMZARGEN 249

E SERRATURE E CERNIERE
LOCKS AND HINGES
SCHLÖSSER UND BÄNDER 295

F MANIGLIE MANIGLIONI POMOLI
DOORHANDLES PULLHANDLES KNOBS
TÜRGRIFFE STOSSGRIFFE KNÖPFE 339

G PORTE ESTERNE
PATCH FITTINGS
GANZGLASANLAGEN 351

H BALAUSTRE E PENSILINE
RAILING AND CANOPY SYSTEMS
GANZGLASGELÄNDER UND VORDACH SYSTEME 381

I DISTANZIALI, MORSETTI E ACCESSORI
POINT FITTINGS, CLAMPS AND ACCESSORIES
PUNKTHALTERUNGEN, KLEMMBEFESTIGUNGEN
UND ZUBEHÖR 471

SCORREVOLI A PARCHEGGIO

- Con baia di parcheggio e senza guida a terra.
- Sliding stacking system with parking bay and without bottom guide channel
- Ganzglas-Schiebewandsysteme mit Parkraum und ohne Bodenführung.

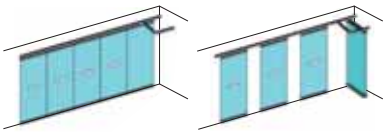

PA-200
PARK LINE 1
►198

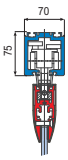

PA-300
PARK LINE 2
►200

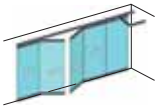

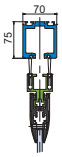

PA-400
do-it-yourself
►202

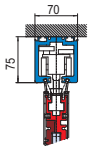

PA-500
do-it-yourself
►204

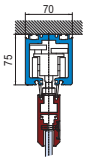

SCORREVOLI A LIBRO

- Con guida a terra.
- Sliding folding system with bottom guide channel
- Falt-Schiebewandsysteme mit Bodenführung.

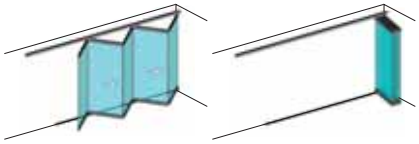

PA-250
LIBRO FOLDING
►208

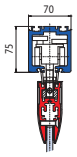

PA-450
LIBRO FOLDING
do-it-yourself
►210

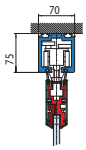

PA-550
LIBRO FOLDING
do-it-yourself
►212

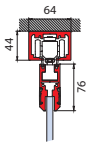

L-1000
LIBRO FOLDING
►214

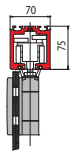

L-1500
LIBRO FOLDING
►216

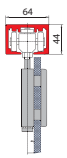

SCORREVOLI A SOFFIETTO

- Senza guida a terra.
- Central folding sliding system without floor rail
- Falt-Schiebewandsysteme mit mittiger Faltung ohne Bodenführung.

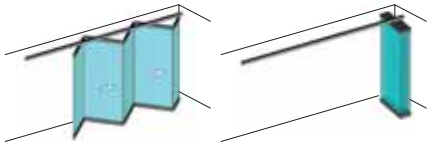

PA-260
CENTRAL FOLDING
►218

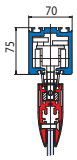

PA-460
CENTRAL FOLDING
do-it-yourself
►220

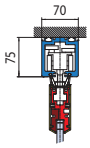

PA-560
CENTRAL FOLDING
do-it-yourself
►222

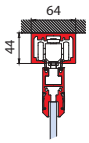

L-2500
CENTRAL FOLDING
►224

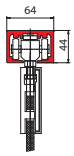

SISTEMI BALCONGLAS

- Pareti mobili, senza baia di parcheggio
- Balconglas sliding stacking systems without parking bay
- Schiebewandsysteme Balconglas ohne Parkraum

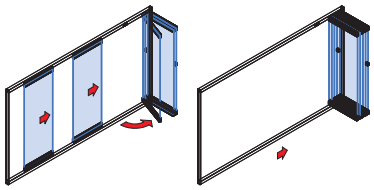

LOGGIAGLAS

- Sistema scorrevole telescopico studiato per balconi, logge e verande.
- Telescopic sliding system for balcony, Loggia and terrace.
- Teleskop Schiebetürsystem für Balkon und Loggiaverglasungen.

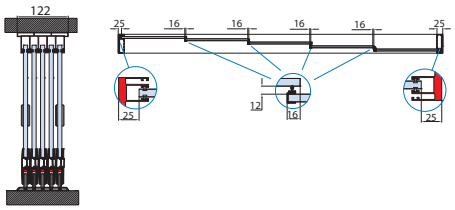

FALCINO

50 Kg

FALCINO-50

SISTEMA CON CANALINA
SYSTEMS WITH BOTTOM GUIDE
SYSTEM MIT BODENFÜHRUNG

►226

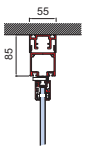

FALCINO PARK-50

SISTEMA SENZA CANALINA
SYSTEMS WITHOUT BOTTOM GUIDE
SYSTEM OHNE BODENFÜHRUNG

►228

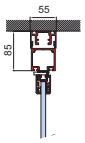

FALCE

70 Kg

FALCE-ISO

SISTEMA CON CANALINA
SYSTEMS WITH BOTTOM GUIDE
SYSTEM MIT BODENFÜHRUNG

►230

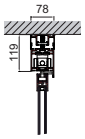

FALCE PARK-ISO

SISTEMA SENZA CANALINA
SYSTEMS WITHOUT BOTTOM GUIDE
SYSTEM OHNE BODENFÜHRUNG

►232

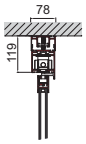

FALCE-70

SISTEMA CON CANALINA
SYSTEMS WITH BOTTOM GUIDE
SYSTEM MIT BODENFÜHRUNG

►234

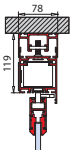

FALCE PARK-70

SISTEMA SENZA CANALINA
SYSTEMS WITHOUT BOTTOM GUIDE
SYSTEM OHNE BODENFÜHRUNG

►236

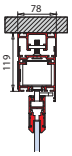

LG-100

►238

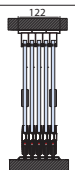

LG-200

►240

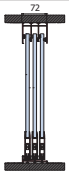

SCORREVOLI A PARCHEGGIO | SLIDING STACKING SYSTEMS | GANZGLAS-SCHIEBEWANDSYSTEME

PA-200 PARK LINE 1

- Sistema scorrevole a parcheggio fornito con profili fermavetro su misura richiesta dal cliente, senza necessità di fori nel vetro.
- Sliding stacking system with glass fixing profiles made to measure upon client's request, no need to make holes in the glass.
- Schiebesystem mit Parkraum, kundenspezifische Glasleistenprofile ohne Glasbohrungen.

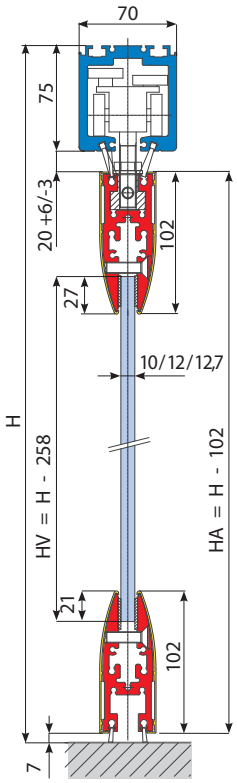

HV = H - 258

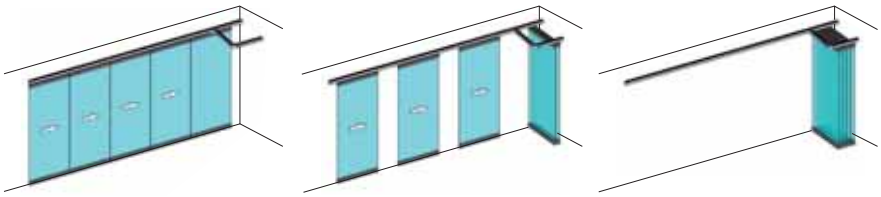

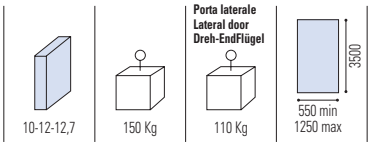

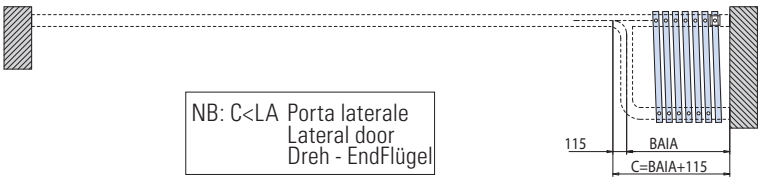

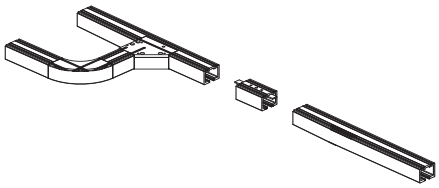

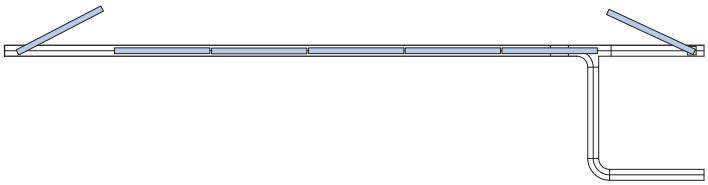

PA-108

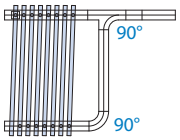

PA-109

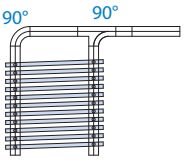

PA-113

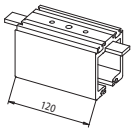

- Da ordinare a parte oltre alle ante
- To be ordered separately from the panels
- Neben den Flügeln extra zu bestellen

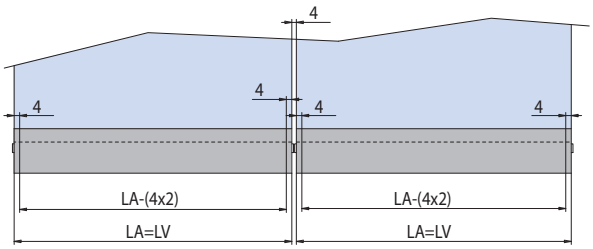

- Altre baie di parcheggio disponibili da pag. 206
- Other parking bays available from page 206
- Andere Parkräume auf Seite 206

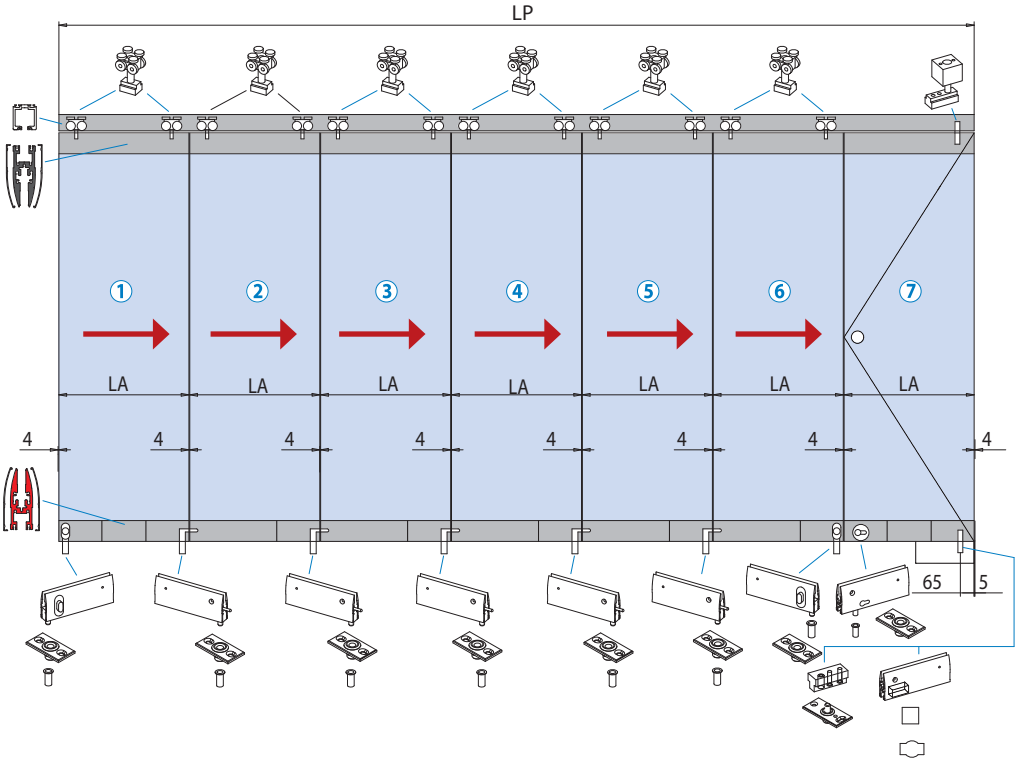

- **Calcolo vetro**
- **Calculation glass**
- **Glasberechnung**

At = 4 x (N + 1)
X = LP - At
X = N x LA
LA = LV = X / N

1
- Prima anta
- First panel
- Erster SchiebeFlügel

2 3 4 5
- Anta intermedia
- Intermediate panel
- Zwischen-SchiebeFlügel

6
- Ultima anta
- Last panel
- End-SchiebeFlügel

7
- Porta laterale
- Lateral pivot door
- Dreh-SchiebeFlügel

L-112-PA

xme295 / xla171BIS-1

AN	**At**	**N**	**LP**	**LA = LV**	**H**	**HV**	**HA**
Alluminio anodizzato	Arie totali	Numero ante	Passaggio luce	Larghezza ante = Larghezza vetro	Altezza passaggio luce	Altezza vetro	Altezza anta
Aluminium anodized	Total clearances	Numbers panels	Clear opening width	Panel width = Glass width	Clear opening height	Glass height	Door height
Aluminium Silberfarbig	Summe alle Abstände Glas/Wand	Anzahl der Elemente	Lichte Durchgangsbreite	Flügelbreite = Glasbreite	Lichte durchgangshöhe	Glashöhe	Tür Höhe

SCORREVOLI A PARCHEGGIO | SLIDING STACKING SYSTEMS | GANZGLAS-SCHIEBEWANDSYSTEME

PA-300 PARK LINE 2

- Sistema scorrevole a parcheggio con profili fermavetro su misura richiesta dal cliente, senza fori nel vetro e con possibilità di porta centrale a battente e parcheggiabile.
- Sliding stacking system with glass fixing profiles made to measure upon client's request, no need to make holes in the glass and with the possibility of hinged and parkable central panel.
- Schiebesystem mit Parkraum, mit kundenspezifischen Glasleistenprofile mit zentraler Drehtür und Parkmöglichkeit.

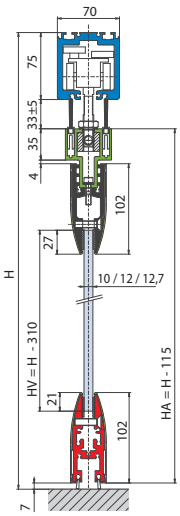

HV = H - 310

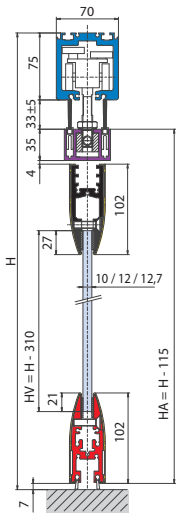

HV = H - 310

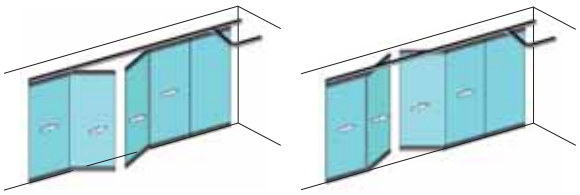

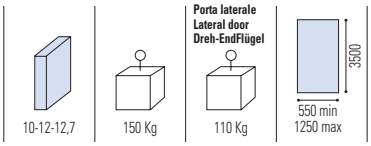

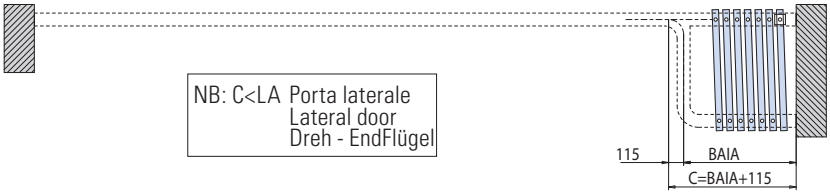

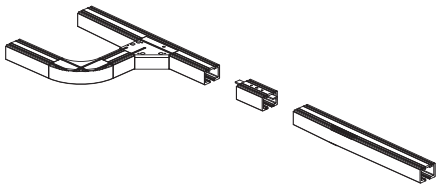

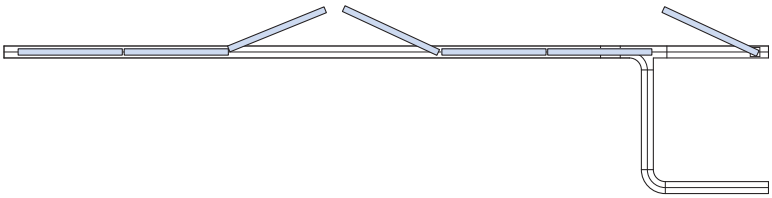

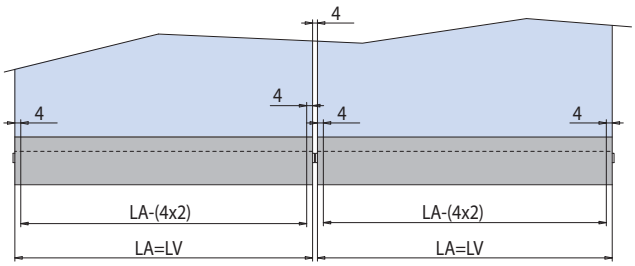

PA-108

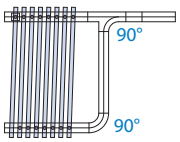

PA-109

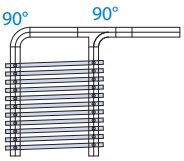

PA-113

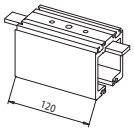

- Da ordinare a parte oltre alle ante
- To be ordered separately from the panels
- Neben den Flügeln extra zu bestellen
- Altre baie di parcheggio disponibili da pag. 206
- Other parking bays available from page 206
- Andere Parkräume auf Seite 206

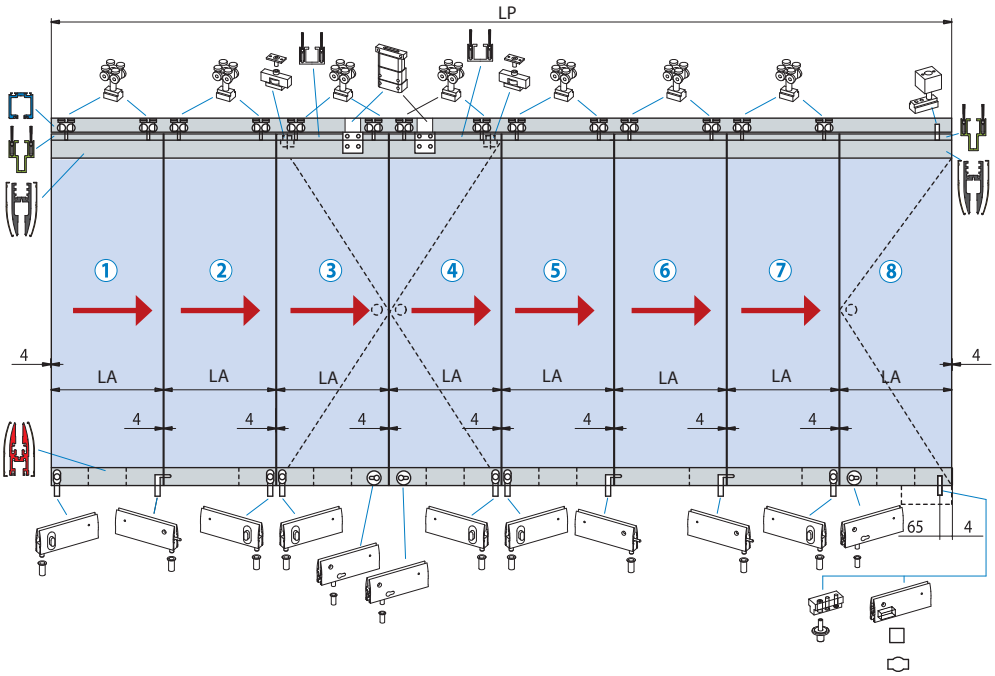

L-112-PA

- **Calcolo vetro**
- **Calculation glass**
- **Glasberechnung**

At = 4 x (N + 1)
X = LP - At
X = N x LA
LA = LV = X / N

1
- Prima anta
- First panel
- Erster SchiebeFlügel

3 4
- Porta centrale scorrevole dx / sx
- Central sliding pivoted dx / sx
- Dreh/pendel SchiebeFlügel dx / sx

2 5 6
- Anta intermedia
- Intermediate panel
- Zwischen-SchiebeFlügel

7
- Ultima anta
- Last panel
- End-SchiebeFlügel

8
- Porta laterale
- Lateral pivot door
- Dreh-SchiebeFlügel

xme295 / xla171BIS-1

AN	At	N	LP	LA = LV	H	HV	HA
Alluminio anodizzato	Arie totali	Numero ante	Passaggio luce	Larghezza ante = Larghezza vetro	Altezza passaggio luce	Altezza vetro	Altezza anta
Aluminium anodized	Total clearances	Numbers panels	Clear opening width	Panel width = Glass width	Clear opening height	Glass height	Door height
Aluminium Silberfarbig	Summe alle Abstände Glas/Wand	Anzahl der Elemente	Lichte Durchgangsbreite	Flügelbreite = Glasbreite	Lichte durchgangshöhe	Glashöhe	Tür Höhe

SCORREVOLI A PARCHEGGIO | SLIDING STACKING SYSTEMS | GANZGLAS-SCHIEBEWANDSYSTEME

PA-400 do-it-yourself

- Sistema scorrevole modulare a parcheggio con morsetti fermavetro (mm 250) e veletta continua (mm 1200) da tagliare secondo necessità (a carico del cliente).
- Modular sliding stacking system with glass fixing clamps (mm 250) and continuous covers (mm 1200) to be cut on the basis of client's requirements.
- Modulares Schiebesystem mit Parkraum, Glashalteklemmen (250 mm) mit kontinuierlicher Verkleidung (mm 1200) kundenspezifisch ablängbar.

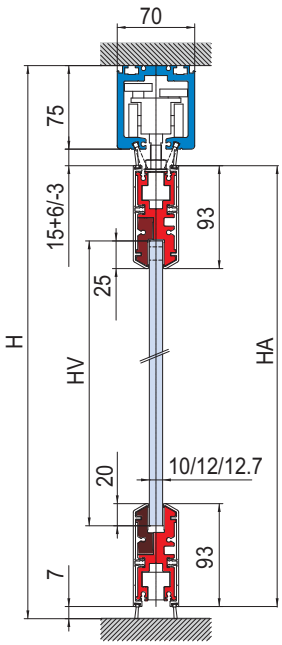

HV = H - 240
HA = H -100

- Vantaggi di una consegna più veloce e di un unico prodotto a magazzino per tutte le misure fino a 1200 mm.
- The advantage of this product is quick delivery and a unique product available in the warehouse for all sizes up to 1200 mm.
- Vorteile einer raschen Lieferung und eines einzigen lagermäßigen Produktes mit Abmessungen bis 1200 mm.

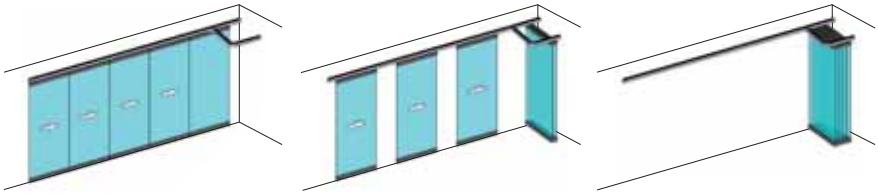

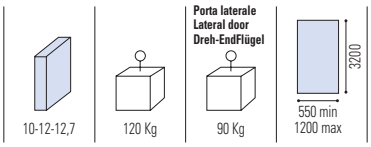



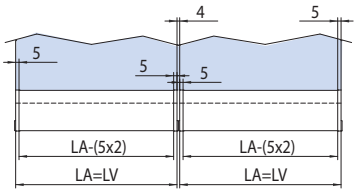

NB: C<LA Porta laterale
Lateral door
Dreh - EndFlügel

PA-108

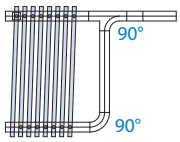

PA-109

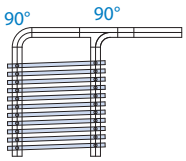

PA-113

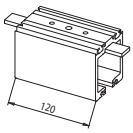

- Da ordinare a parte oltre alle ante
- To be ordered separately from the panels
- Neben den Flügeln extra zu bestellen

- Altre baie di parcheggio disponibili da pag. 206
- Other parking bays available from page 206
- Andere Parkräume auf Seite 206

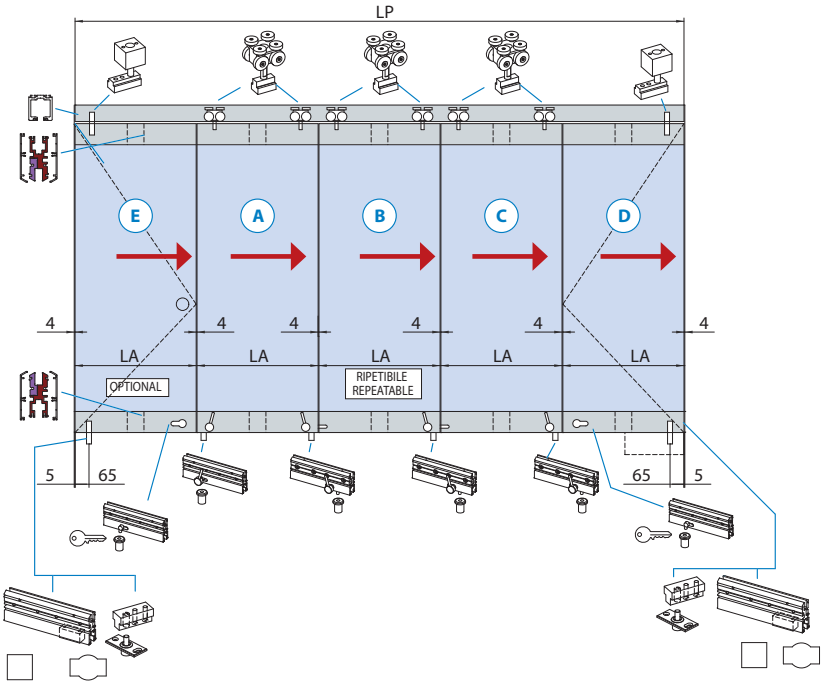

- **Calcolo vetro**
- **Calculation glass**
- **Glasberechnung**

At = 4 x (N + 1)
X = LP - At
X = N x LA
LA = LV = X / N

Ⓔ
- Porta laterale fissa
- Lateral fixed door
- Dreh Flügel

Ⓐ
- Prima anta
- First panel
- Erster SchiebeFlügel

Ⓑ
- Anta intermedia
- Intermediate panel
- Zwischen-SchiebeFlügel

Ⓒ
- Ultima anta
- Last panel
- End-SchiebeFlügel

Ⓓ
- Porta laterale
- Lateral door
- Dreh-SchiebeFlügel

L-112-PA

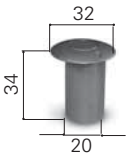

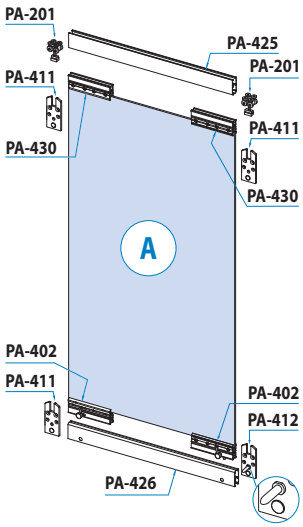

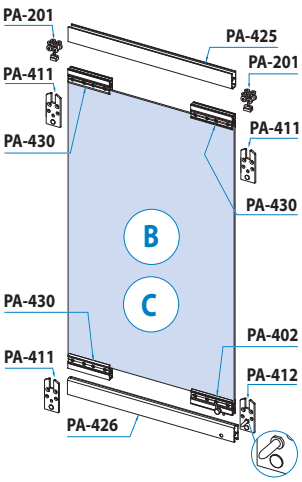

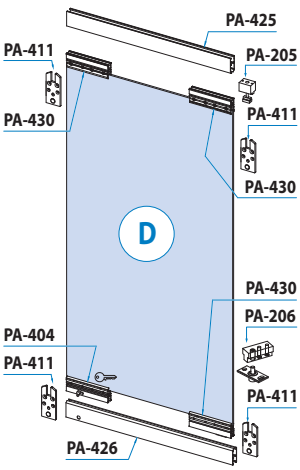

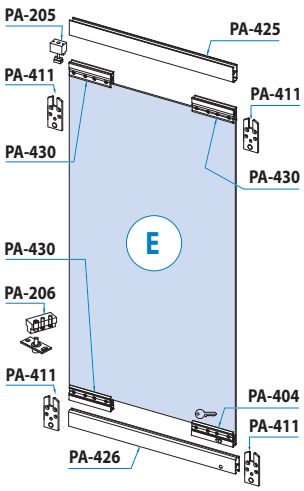

xla333-0 / xla333e / xla171BIS-1

AN	At	N	LP	LA = LV	H	HV	HA
Alluminio anodizzato Aluminium anodized Aluminium Silberfarbig	Arie totali Total clearances Summe alle Abstände Glas/Wand	Numero ante Numbers panels Anzahl der Elemente	Passaggio luce Clear opening width Lichte Durchgangsbreite	Larghezza ante = Larghezza vetro Panel width = Glass width Flügelbreite = Glasbreite	Altezza passaggio luce Clear opening height Lichte durchgangshöhe	Altezza vetro Glass height Glashöhe	Altezza anta Door height Tür Höhe

SCORREVOLI A PARCHEGGIO | SLIDING STACKING SYSTEMS | GANZGLAS-SCHIEBEWANDSYSTEME

PA-500 do-it-yourself

- Sistema scorrevole a parcheggio con profili fermavetro continui a misura standard (mm 1000 da tagliare secondo necessità (a carico del cliente), completi di catenaccioli ferma-anta a posizionamento esterno regolabile.
- Modular sliding stacking system with continuous glass fixing profiles of a standard size (mm 1000) to be cut on the basis of client's requirements comes equipped with an adjustable door holding latch positioned externally.
- Schiebesystem mit Parkraum, durchgehenden Laufschienen-Profilen in Standardgröße (1000 mm), ablängbar, komplett mit äußeren einstellbaren Riegeln zur Flügelbefestigung.

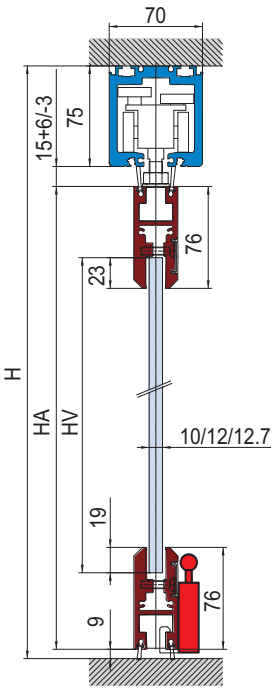

HV = H - 210
HA = H -100

- Vantaggi di una consegna più veloce e di un unico prodotto a magazzino per tutte le misure fino a 1000 mm.
- The advantage of this product is quick delivery and a unique product available in the warehouse for all sizes up to 1000 mm.
- Vorteile einer raschen Lieferung und eines einzigen lagermäßigen Produktes mit Abmessungen bis 1000 mm.

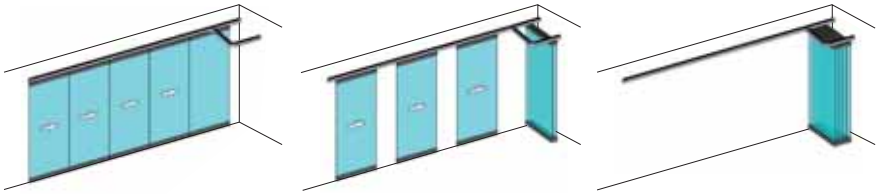

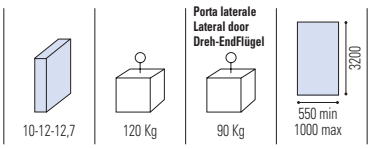

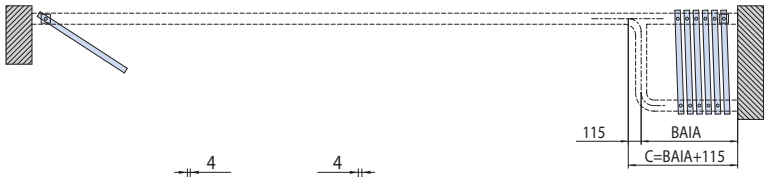

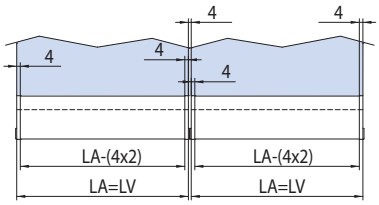

NB: C<LA Porta laterale
Lateral door
Dreh - EndFlügel

PA-108

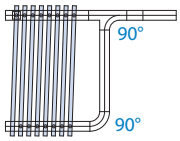

PA-109

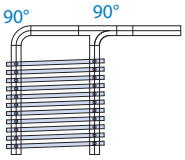

PA-113

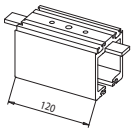

- Da ordinare a parte oltre alle ante
- To be ordered separately from the panels
- Neben den Flügeln extra zu bestellen

- Altre baie di parcheggio disponibili da pag. 206
- Other parking bays available from page 206
- Andere Parkräume auf Seite 206

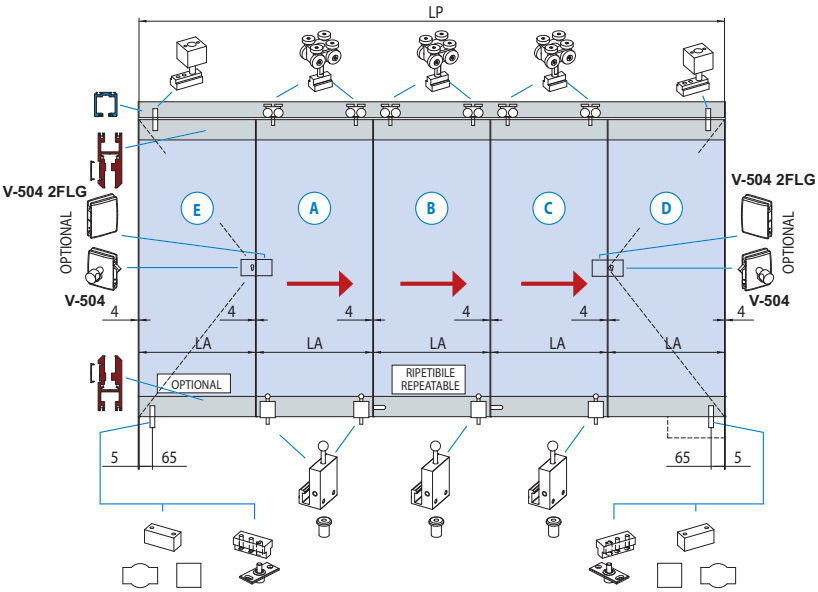

- **Calcolo vetro**
- **Calculation glass**
- **Glasberechnung**

At = 4 x (N + 1)
X = LP - At
X = N x LA
LA = LV = X / N

Ⓔ
- Porta laterale fissa
- Lateral fixed door
- Dreh Flügel

Ⓐ
- Prima anta
- First panel
- Erster SchiebeFlügel

Ⓑ
- Anta intermedia
- Intermediate panel
- Zwischen-SchiebeFlügel

Ⓒ
- Ultima anta
- Last panel
- End-SchiebeFlügel

Ⓓ
- Porta laterale
- Lateral door
- Dreh-SchiebeFlügel

L-112-PA

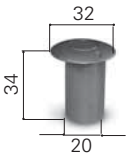

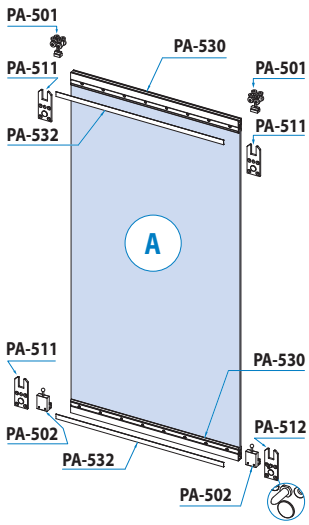

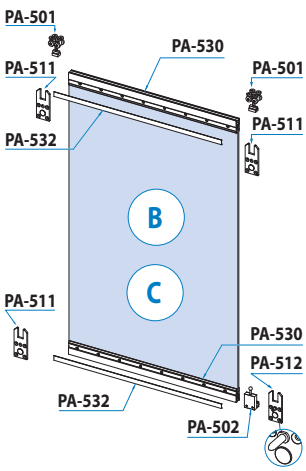

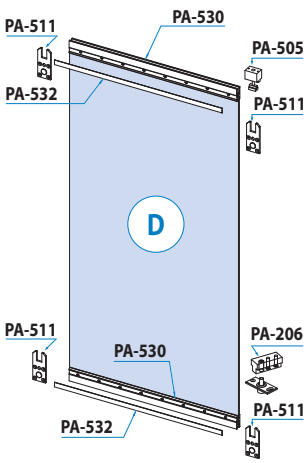

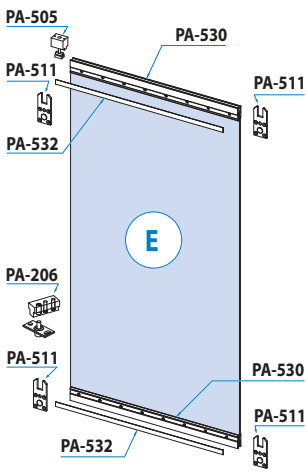

xla341-0 / xla341e / xla171BIS-1

AN	At	N	LP	LA = LV	H	HV	HA
Alluminio anodizzato	Arie totali	Numero ante	Passaggio luce	Larghezza ante = Larghezza vetro	Altezza passaggio luce	Altezza vetro	Altezza anta
Aluminium anodized	Total clearances	Numbers panels	Clear opening width	Panel width = Glass width	Clear opening height	Glass height	Door height
Aluminium Silberfarbig	Summe alle Abstände Glas/Wand	Anzahl der Elemente	Lichte Durchgangsbreite	Flügelbreite = Glasbreite	Lichte durchgangshöhe	Glashöhe	Tür Höhe

BAIA DI PARCHEGGIO | PARKING AREAS | PARKSITUATION

ESEMPI | EXAMPLES | BEISPIELE

(A) PA-108

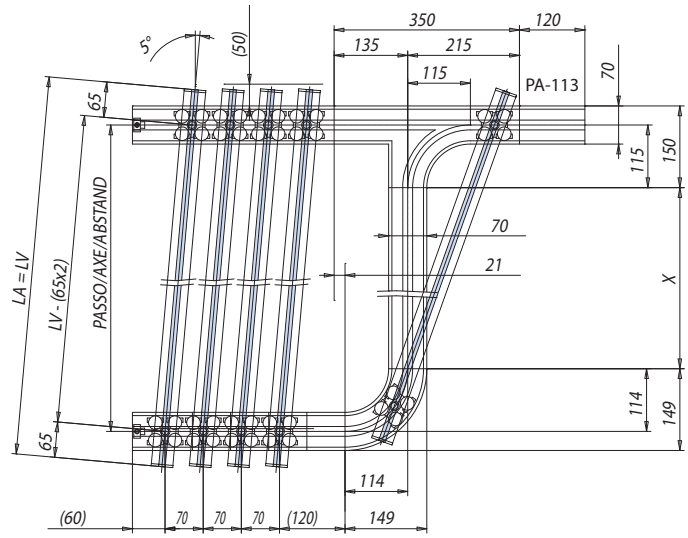

- Vista dall'alto (da sopra il profilo guida)
- View from above the rail
- Sicht von oben über der Laufschiene

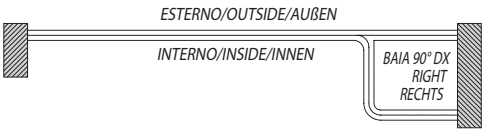

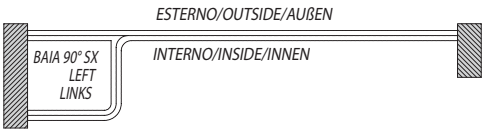

NB: C<L Porta laterale
Lateral door
Dreh - EndFlügel

(E) PA-109

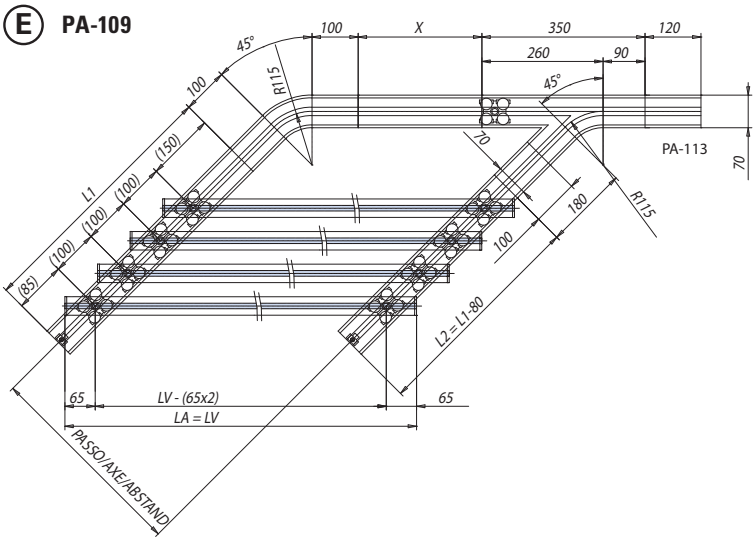

- Vista dall'alto (da sopra il profilo guida)
- View from above the rail
- Sicht von oben über der Laufschiene

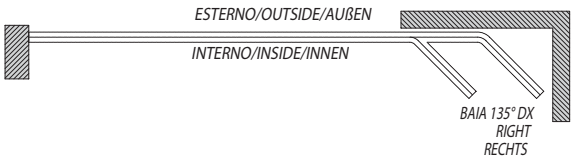

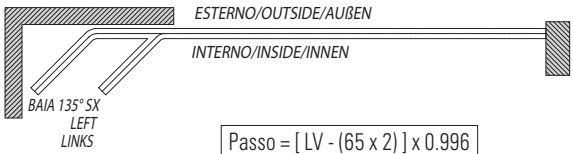

Passo = [LV - (65 x 2)] x 0.996
X = Passo - 135 - 114

NB: C<L Porta laterale
Lateral door
Dreh - EndFlügel

xla167_0

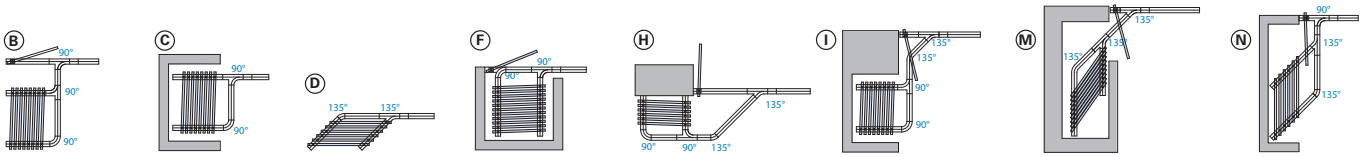

G

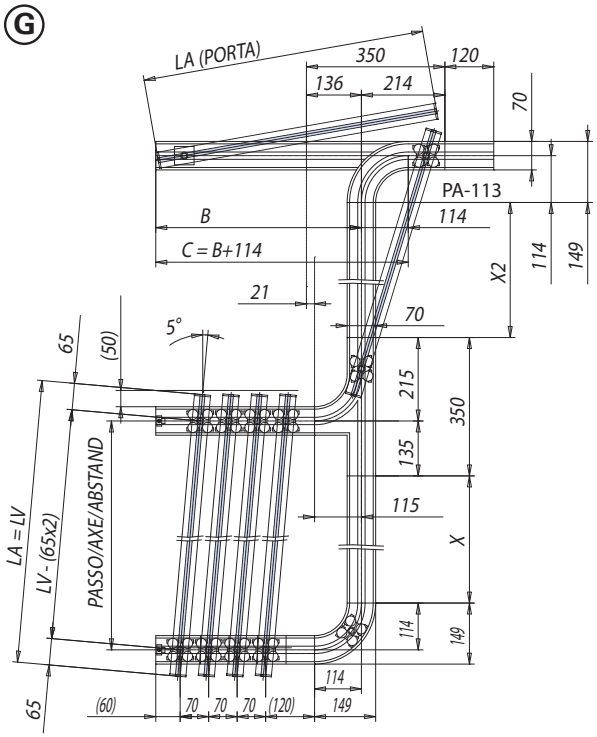

- Vista dall'alto (da sopra il profilo guida)
- View from above the rail
- Sicht von oben über der Laufschiene

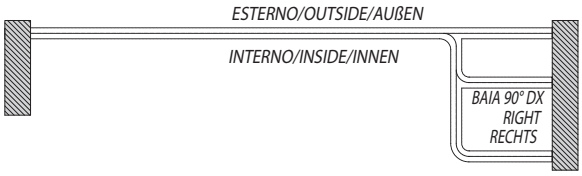

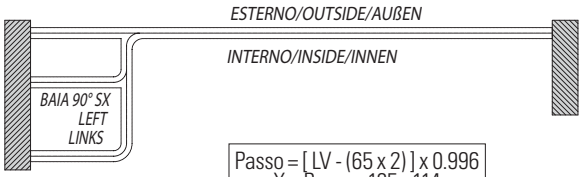

Passo = [LV - (65 x 2)] x 0.996
X = Passo - 135 - 114

NB: C<L Porta laterale
Lateral door
Dreh - EndFlügel

H

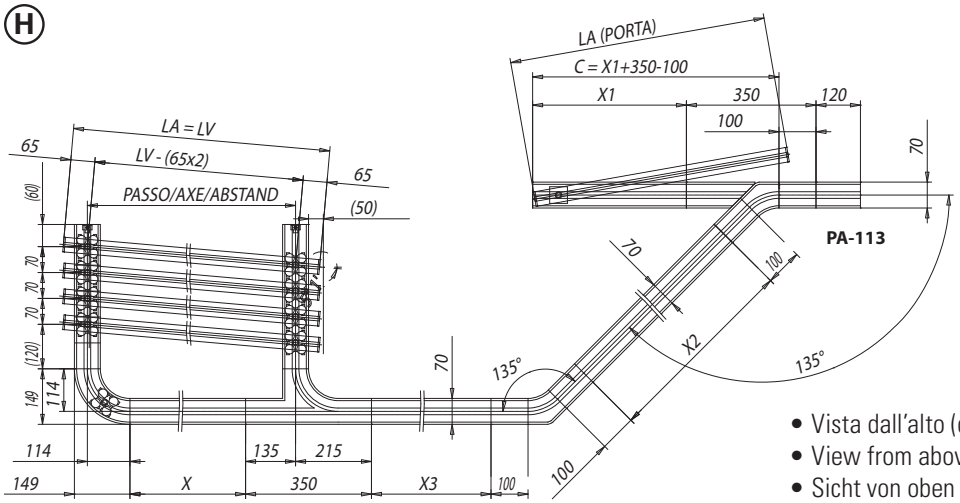

- Vista dall'alto (da sopra il profilo guida)
- View from above the rail
- Sicht von oben über der Laufschiene

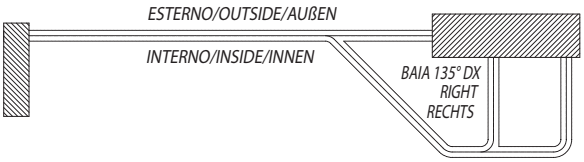

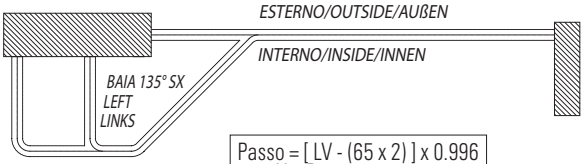

Passo = [LV - (65 x 2)] x 0.996
X = Passo - 135 - 114

NB: C<L Porta laterale
Lateral door
Dreh - EndFlügel

Passo
Interasse carrelli
Axe
Abstand

LA = LV
Larghezza ante = Larghezza vetro
Panel width = Glass width
Flügelbreite = Glasbreite

SCORREVOLI A LIBRO | SLIDING FOLDING SYSTEMS | FALT-SCHIEBEWANDSYSTEME

PA-250 LIBRO FOLDING

- Sistema scorrevole a libro fornito con profili fermavetro a misura richiesta dal cliente, senza necessità di fori nel vetro.
- Sliding folding door system with glass fixing profiles made to measure upon client's request, no need to make holes in the glass.
- Falt-Schiebewandsystem, mit kundenspezifischen Glasleistenprofilen, ohne Glasbohrungen.

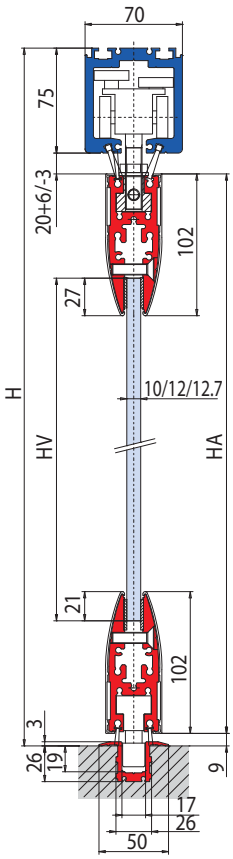

HV = H - 258
HA = H -102

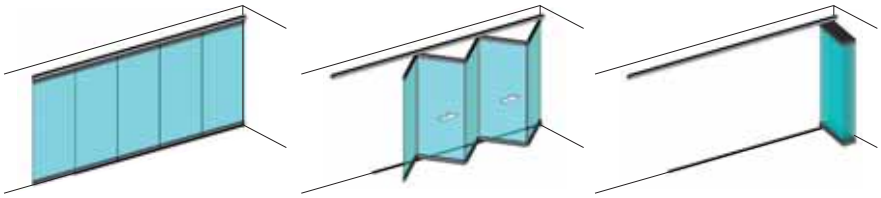

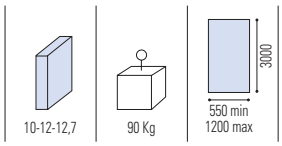

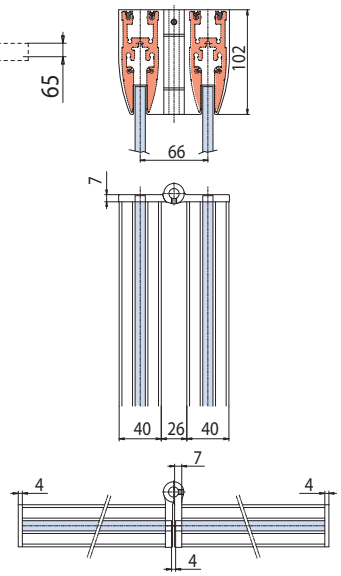

PA-100

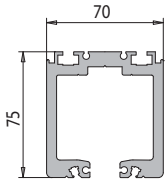

PA-113

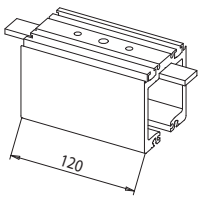

L-113 standard

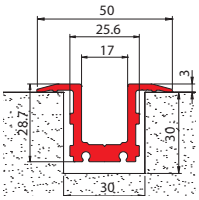

L-110 optional

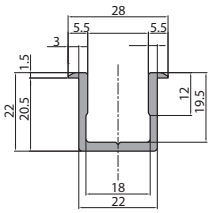

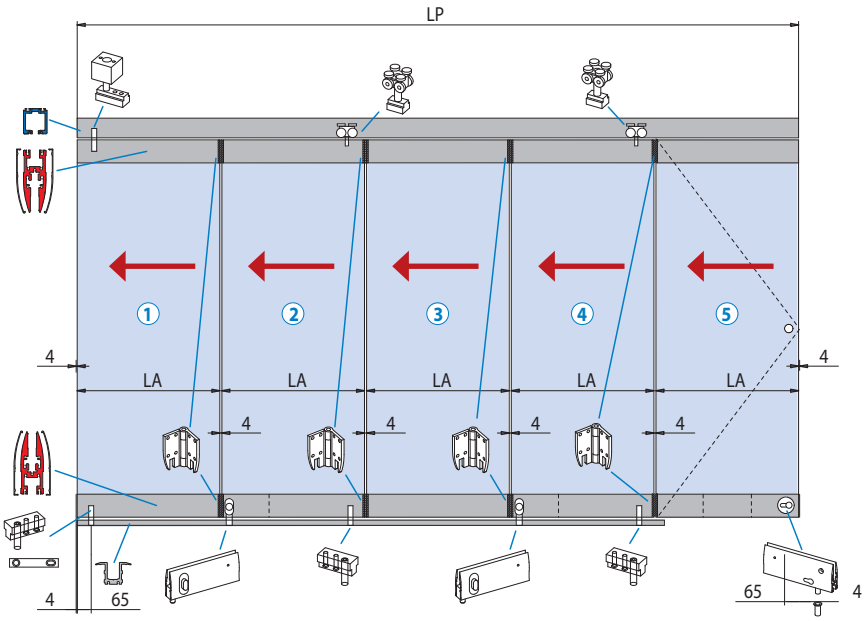

- **Calcolo vetro**
- **Calculation glass**
- **Glasberechnung**

At = 4 x (N + 1)
X = LP - At
X = N x LA
LA = LV = X / N

①
- Prima anta a libro
- First folding panel
- Erster Faltelement

②③④
- Anta intermedia a libro
- Middle folding panel
- Mittiges Faltelement

⑤
- Porta laterale a libro
- Lateral folding panel
- Dreh-SchiebeFlügel

	PA-250 SET 2
	PA-250 SET 3
	PA-250 SET 4
	PA-250 SET 5
	PA-250 SET 6
	PA-250 SET 7

xla173 new / xla173 / xla170 / xme295

AN	At	N	LP	LA = LV	H	HV	HA
Alluminio anodizzato	Arie totali	Numero ante	Passaggio luce	Larghezza ante = Larghezza vetro	Altezza passaggio luce	Altezza vetro	Altezza anta
Aluminium anodized	Total clearances	Numbers panels	Clear opening width	Panel width = Glass width	Clear opening height	Glass height	Door height
Aluminium Silberfarbig	Summe alle Abstände Glas/Wand	Anzahl der Elemente	Lichte Durchgangsbreite	Flügelbreite = Glasbreite	Lichte durchgangshöhe	Glashöhe	Tür Höhe

SCORREVOLI A LIBRO | SLIDING FOLDING SYSTEMS | FALT-SCHIEBEWANDSYSTEME

PA-450 LIBRO FOLDING do-it-yourself

- Sistema scorrevole modulare a libro con morsetti fermavetro (mm 250) e veletta continua (mm 1200) da tagliare secondo necessità a cura del cliente.
- Sliding folding door system with glass fixing clamps (mm 250) and continuous covers (mm 1200) to be cut on the basis of client's requirements.
- Modulares Schiebesystem mit Glashalteklemmen (250 mm) und kontinuierlicher Verkleidung (1200 mm), kundenspezifisch ablängbar.

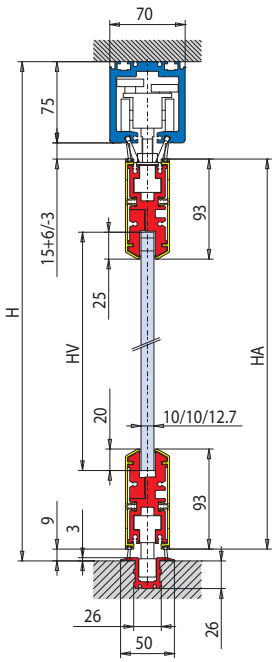

HV = H - 240
HA = H -100

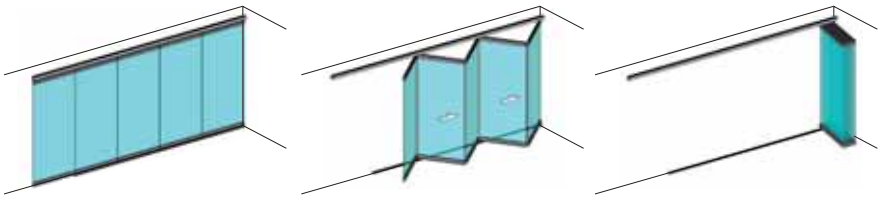

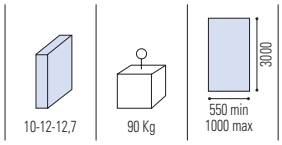



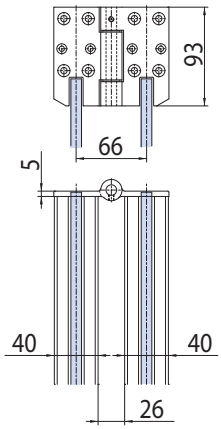

PA-100

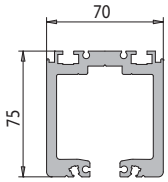

PA-113

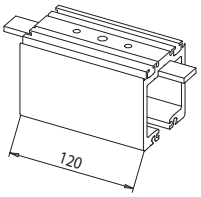

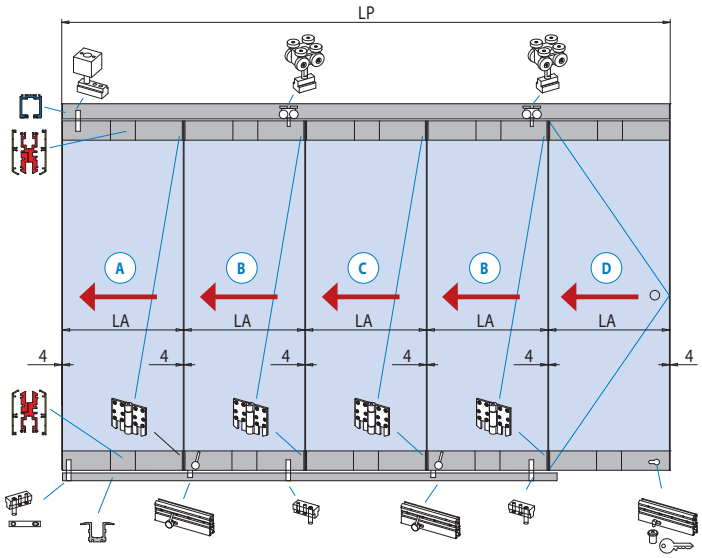

- **Calcolo vetro**
- **Calculation glass**
- **Glasberechnung**

At = 4 x (N + 1)
X = LP - At
X = N x LA
LA = LV = X / N

Ⓐ
- Prima anta a libro
- First folding panel
- Erster Faltelement

ⒷⒸⒷ
- Anta intermedia a libro
- Middle folding panel
- Mittiges Faltelement

Ⓓ
- Porta laterale a libro
- Lateral folding panel
- Dreh-SchiebeFlügel

PA-450 SET 2	ⒶⒺ
PA-450 SET 3	ⒶⒷⒹ
PA-450 SET 4	ⒶⒷⒸⒺ
PA-450 SET 5	ⒶⒷⒸⒷⒹ
PA-450 SET 6	ⒶⒷⒸⒷⒸⒺ
PA-450 SET 7	ⒶⒷⒸⒷⒸⒷⒹ

L-113 standard

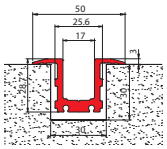

L-110 optional

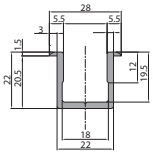

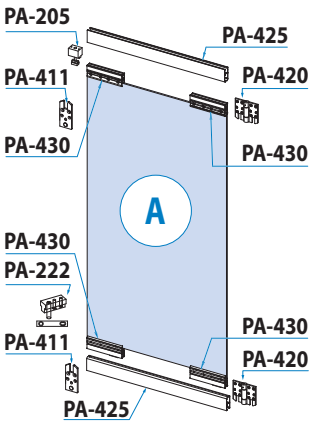

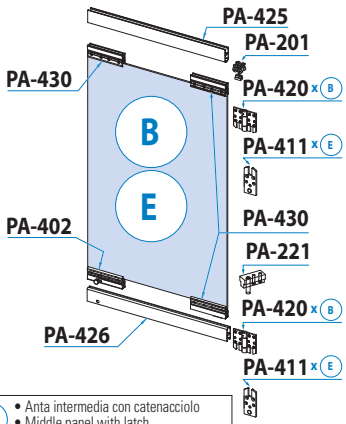

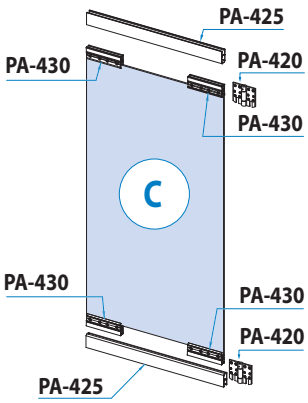

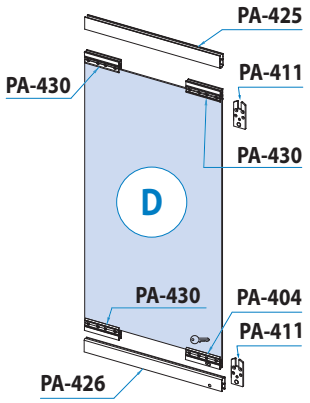

B
- Anta intermedia con catenacciolo
- Middle panel with latch
- ZwischenFlügel mit Riegel

E
- Ultima anta con N° ante pari
- Last panel with even no. panels
- Letzter Flügel bei gerader Flügelanzahl

D
- Ultima anta a porta battente con n° ante dispari
- Last hinged door with odd no. panels
- Letzter DrehFlügel bei ungerader Flügelanzahl

xla334-0 / xla334g / xla334c

AN	At	N	LP	LA = LV	H	HV	HA
Alluminio anodizzato	Arie totali	Numero ante	Passaggio luce	Larghezza ante = Larghezza vetro	Altezza passaggio luce	Altezza vetro	Altezza anta
Aluminium anodized	Total clearances	Numbers panels	Clear opening width	Panel width = Glass width	Clear opening height	Glass height	Door height
Aluminium Silberfarbig	Summe alle Abstände Glas/Wand	Anzahl der Elemente	Lichte Durchgangsbreite	Flügelbreite = Glasbreite	Lichte durchgangshöhe	Glashöhe	Tür Höhe

SCORREVOLI A LIBRO | SLIDING FOLDING SYSTEMS | FALT-SCHIEBEWANDSYSTEME

PA-550 LIBRO FOLDING do-it-yourself

- Sistema scorrevole a libro con profili fermavetro continui a misura standard (mm 1000) da tagliare secondo necessità a cura del cliente, completi di catenaccioli fermaanta a posizionamento esterno regolabile. Vantaggi di una consegna più veloce e di un unico prodotto a magazzino per tutte le misure fino a 1000 mm.
- Sliding folding door system with continuous glass fixing profiles of a standard size (mm 1000) to be cut on the basis of client's requirements comes equipped with an adjustable door holding latch positioned externally. The advantage of this product is quick delivery and a unique product available in the warehouse for all sizes up to 1000 mm.
- Schiebesystem mit durchgehenden Glasleistenprofilen in Standardgröße (1000 mm), ablängbar, komplett mit äußeren einstellbaren Riegeln zur Flügelfeststellung. Vorteile einer raschen Lieferung und eines einzigen lagermäßigen Produktes mit Abmessungen bis 1000 mm.

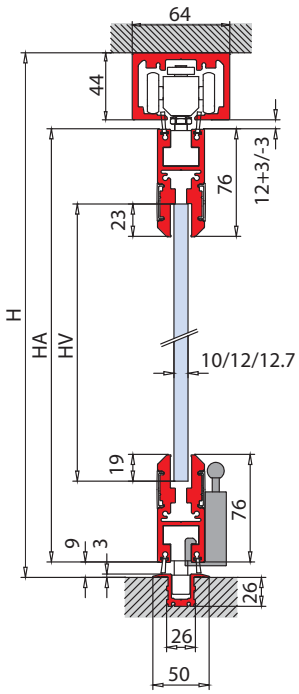

HV = H - 173
HA = H - 63

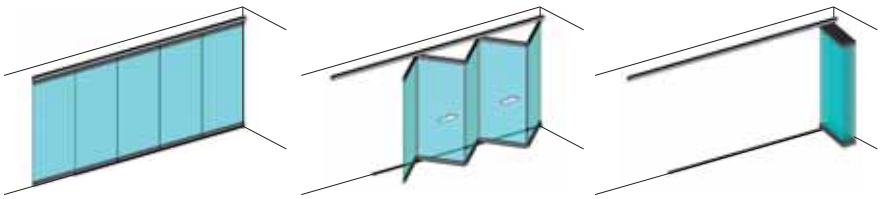

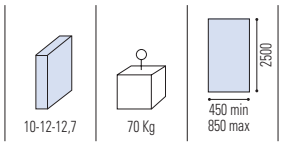



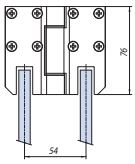

L-150

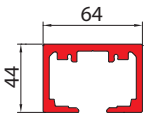

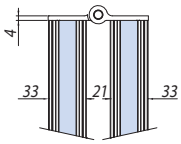

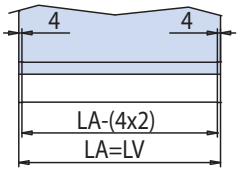

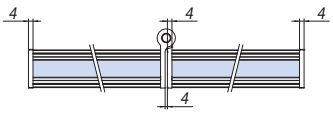

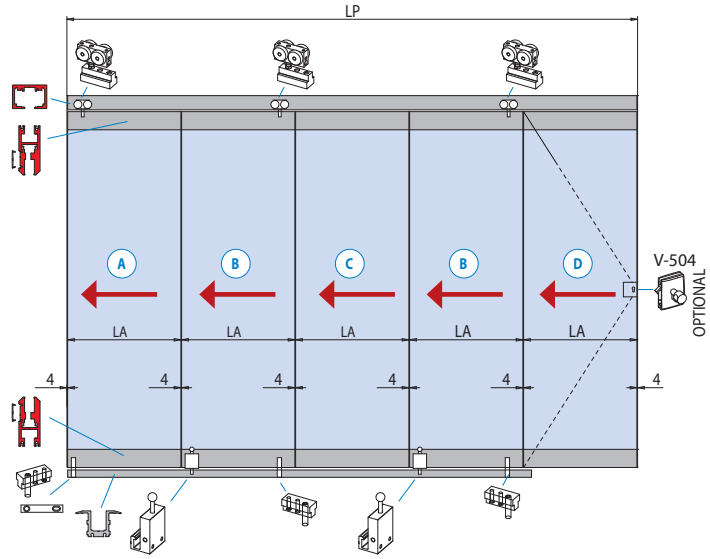

- **Calcolo vetro**
- **Calculation glass**
- **Glasberechnung**

At = 4 x (N + 1)
X = LP - At
X = N x LA
LA = LV = X / N

Ⓐ
- Prima anta a libro
- First folding panel
- Erster Faltelement

ⒷⒸⒷ
- Anta intermedia a libro
- Middle folding panel
- Mittiges Faltelement

Ⓓ
- Porta laterale a libro
- Lateral folding panel
- Dreh-SchiebeFlügel

PA-550 SET 2	ⒶⒺ
PA-550 SET 3	ⒶⒷⒹ
PA-550 SET 4	ⒶⒷⒸⒺ
PA-550 SET 5	ⒶⒷⒸⒷⒹ
PA-550 SET 6	ⒶⒷⒸⒷⒸⒺ
PA-550 SET 7	ⒶⒷⒸⒷⒸⒷⒹ

L-113 standard

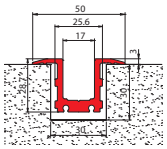

L-110 optional

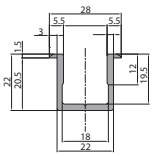

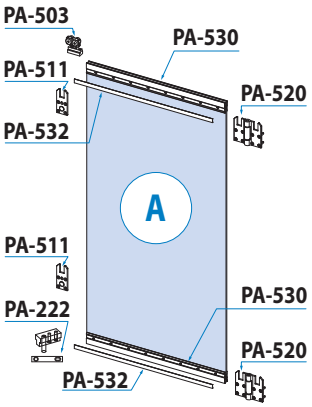

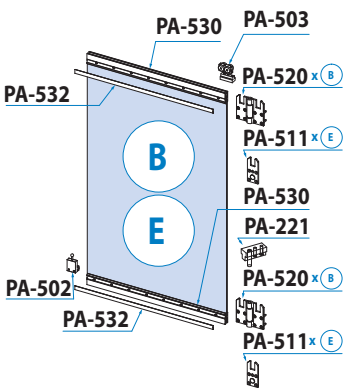

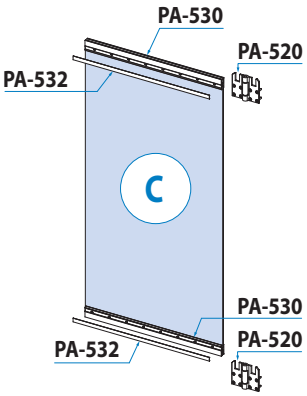

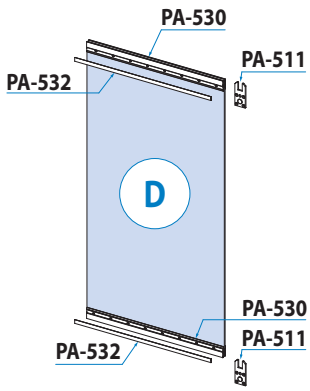

B
- Anta intermedia con catenacciolo
- Middle panel with latch
- ZwischenFlügel mit Riegel

E
- Ultima anta con N° ante pari
- Last panel with even no. panels
- Letzter Flügel bei gerader Flügelanzahl

D
- Ultima anta a porta battente con n° ante dispari
- Last hinged door with odd no. panels
- Letzter DrehFlügel bei ungerader Flügelanzahl

xla342c-new / xla342c / xla342e / xla342-0

AN	At	N	LP	LA = LV	H	HV	HA
Alluminio anodizzato	Arie totali	Numero ante	Passaggio luce	Larghezza ante = Larghezza vetro	Altezza passaggio luce	Altezza vetro	Altezza anta
Aluminium anodized	Total clearances	Numbers panels	Clear opening width	Panel width = Glass width	Clear opening height	Glass height	Door height
Aluminium Silberfarbig	Summe alle Abstände Glas/Wand	Anzahl der Elemente	Lichte Durchgangsbreite	Flügelbreite = Glasbreite	Lichte durchgangshöhe	Glashöhe	Tür Höhe

SCORREVOLI A LIBRO | SLIDING FOLDING SYSTEMS | FALT-SCHIEBEWANDSYSTEME

L-1000 LIBRO FOLDING



- Sistema scorrevole a libro con cerniere a vista e fori nel vetro, completo di binario standard h=75 mm x L=70 mm e carrello con 8 ruote.
- Sliding folding door system with visible hinges and holes in glass, including standard rail h=75 mm x L=70 mm and carriage with 8 wheels.
- Faltschiebewandsystem mit sichtbaren Bändern und Glasbohrungen, komplett mit Standard-Laufschiene h=75 mm x L=70 mm und Laufwagen mit 8 Rädern.

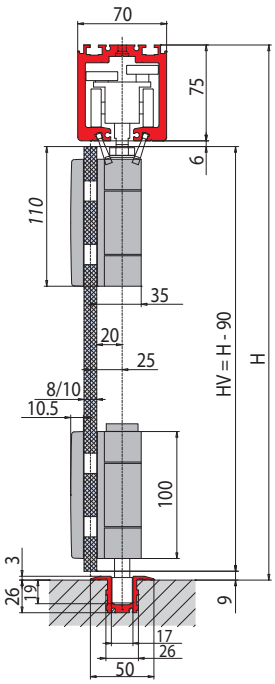

HV = H - 90

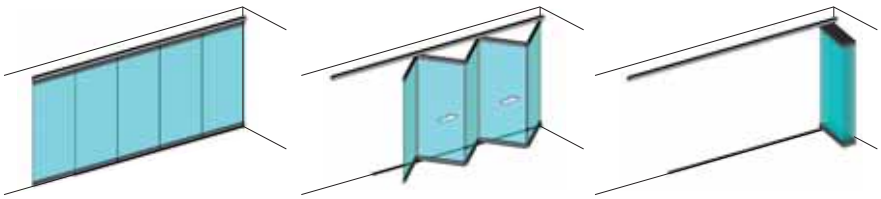

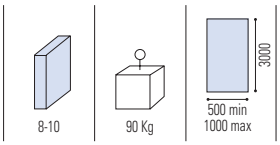

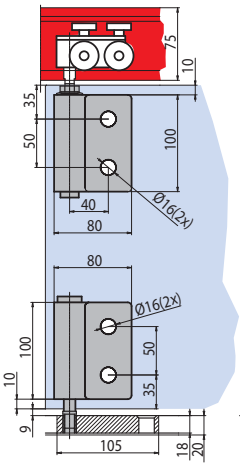

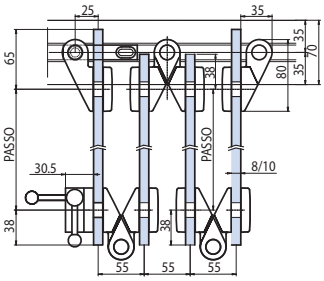

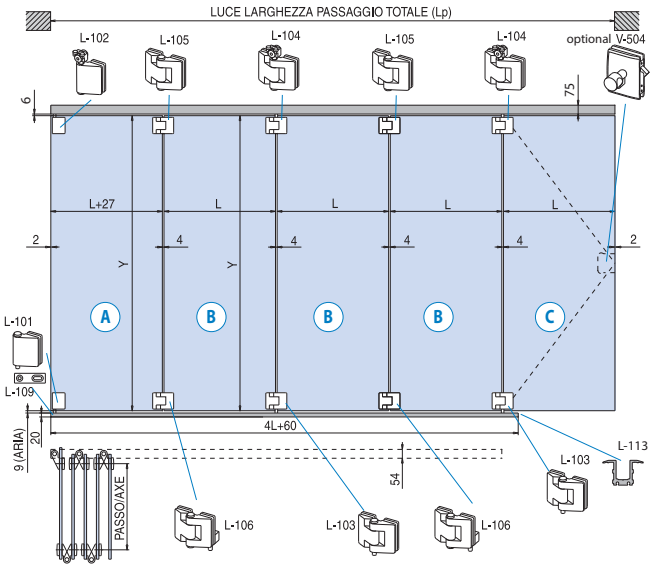

- **Calcolo vetro**
- **Calculation glass**
- **Glasberechnung**

N° ANTE PARI
EVEN NO. PANELS
GERADE FlügelANZAHL
At = 4 x N
X = LP - AT
X = (LxN) + (27x2)
L = (X-54) / N

N° ANTE DISPARI
ODD NO. PANELS
UNGERADE FlügelANZAHL
At = 4 x N
X = LP - AT
X = (LxN) + (27x2)
L = (X-27) / N

	L-1000 SET 1	ⒶⒹ
	L-1000 SET 2	ⒶⒷⒸ
	L-1000 SET 3	ⒶⒷⒷⒹ
	L-1000 SET 4	ⒶⒷⒷⒷⒸ
	L-1000 SET 5	ⒶⒷⒷⒷⒷⒹ

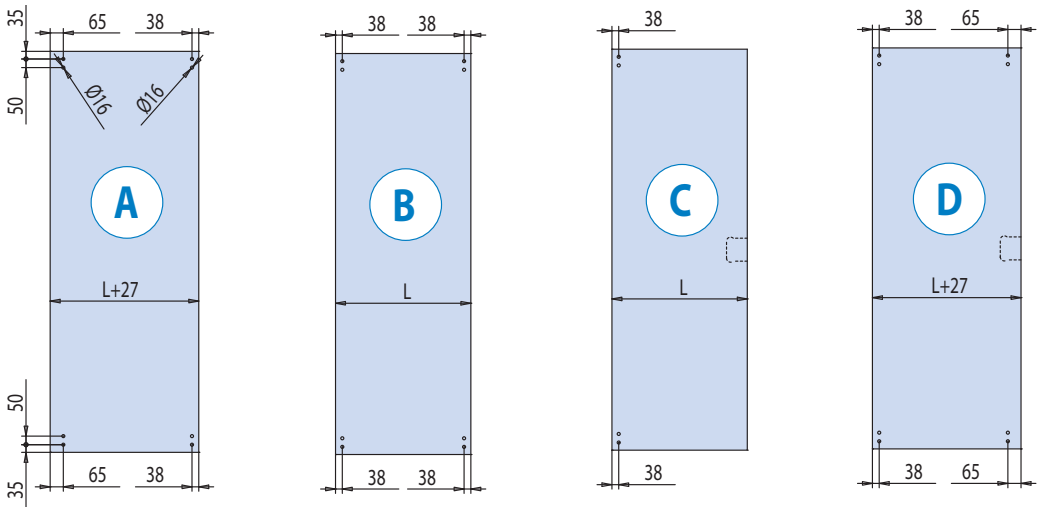

xla122-new / xla83-4 / xla122

AN	NS	At	N	LP	L = LV	H	HV
Alluminio anodizzato	Nickel satinato	Arie totali	Numero ante	Passaggio luce	Larghezza ante = Larghezza vetro	Altezza passaggio luce	Altezza vetro
Aluminium anodized	Satin nickel	Total clearances	Numbers panels	Clear opening width	Panel width = Glass width	Clear opening height	Glass height
Aluminium Silberfarbig	Ähnlich Edelstahl matt	Summe alle Abstände Glas/Wand	Anzahl der Elemente	Lichte Durchgangsbreite	Flügelbreite = Glasbreite	Lichte durchgangshöhe	Glashöhe

SCORREVOLI A LIBRO | SLIDING FOLDING SYSTEMS | FALT-SCHIEBEWANDSYSTEME

L-1500 LIBRO FOLDING

- Sistema scorrevole a libro con cerniere a vista e fori nel vetro, completo di binario standard h=42 mm x L=64 mm e carrello con 4 ruote.
- Sliding folding door system with visible hinges and holes in glass, including standard rail h=42 mm x L=64 mm and carriage with 4 wheels.
- Faltschiebewandsystem mit sichtbaren Bändern und Glasbohrungen, komplett mit Standard-Laufschiene h=42 mm x L=64 mm und Laufwagen mit 4 Rädern.

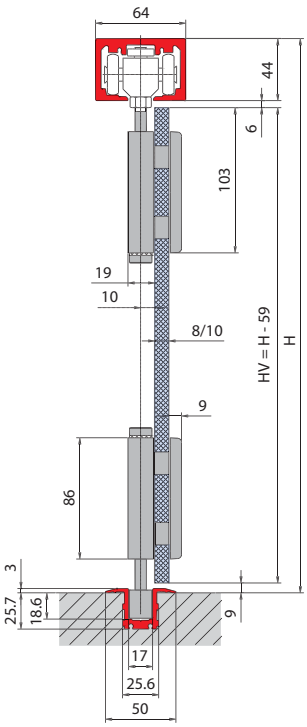

HV = H - 57

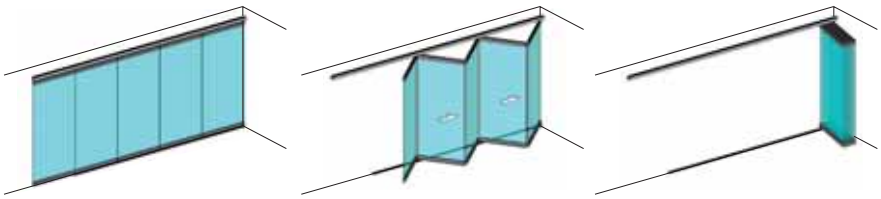

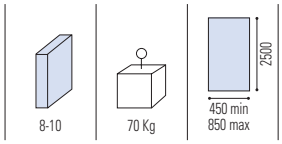

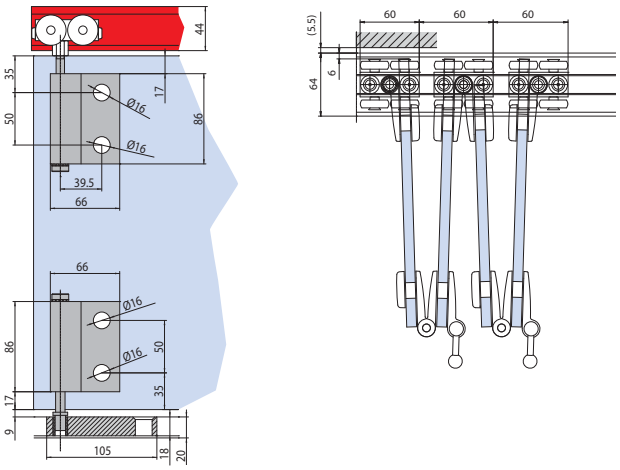

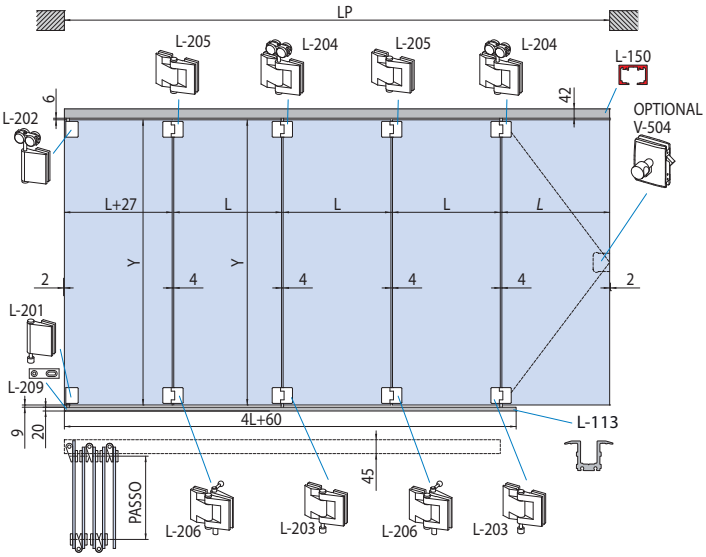

- **Calcolo vetro**
- **Calculation glass**
- **Glasberechnung**

N° ANTE PARI
EVEN NO. PANELS
GERADE FlügelANZAHL
At = 4 x N
X = LP - AT
X = (LxN) + (27x2)
L = (X-54) / N

N° ANTE DISPARI
ODD NO. PANELS
UNGERADE FlügelANZAHL
At = 4 x N
X = LP - AT
X = (LxN) + (27x2)
L = (X-27) / N

L-1500 SET 1	A D
L-1500 SET 2	A B C
L-1500 SET 3	A B B D
L-1500 SET 4	A B B B C
L-1500 SET 5	A B B B B D

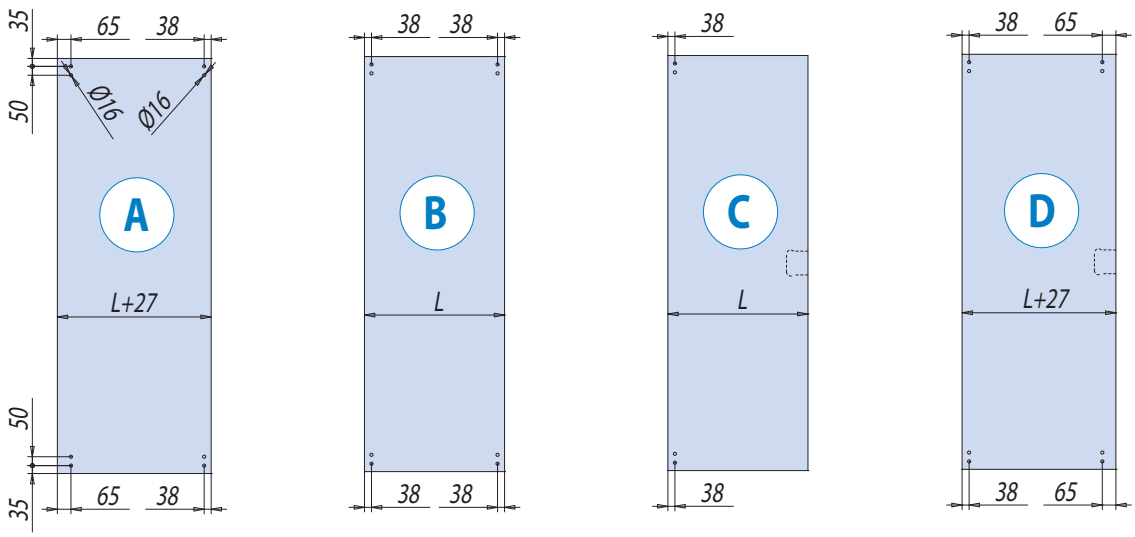

xla178 / xla226

AN	NS	At	N	LP	L = LV	H	HV
Alluminio anodizzato	Nickel satinato	Arie totali	Numero ante	Passaggio luce	Larghezza ante = Larghezza vetro	Altezza passaggio luce	Altezza vetro
Aluminium anodized	Satin nickel	Total clearances	Numbers panels	Clear opening width	Panel width = Glass width	Clear opening height	Glass height
Aluminium Silberfarbig	Ähnlich Edelstahl matt	Summe alle Abstände Glas/Wand	Anzahl der Elemente	Lichte Durchgangsbreite	Flügelbreite = Glasbreite	Lichte durchgangshöhe	Glashöhe

SCORREVOLI A SOFFIETTO | SLIDING CENTRE FOLDING | FALT-SCHIEBEWANDSYSTEME

PA-260 CENTRAL FOLDING

- Sistema a soffietto con impacchettamento centrale fornito con profili a misura richiesta dal cliente, senza fori nel vetro né guida a terra, e completo di binario standard h=75 mm x L=70 mm e carrello con 8 ruote.
- Folding door system with central fold with profiles in sizes requested by the client, without holes in the glass and without bottom guide channel , and including rail h=75 mm x L=70 mm and carriage with 8 wheels.
- Faltschiebewandsystem mit mittiger Faltung, kundenspezifische Profile, ohne Glasbohrungen und Bodenführung, komplett mit Laufschiene h=75 mm x L=70 mm und Laufwagen mit 8 Rädern.

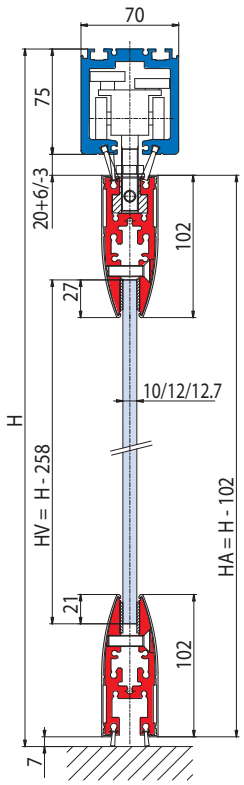

HV = H - 258
HA = H -102

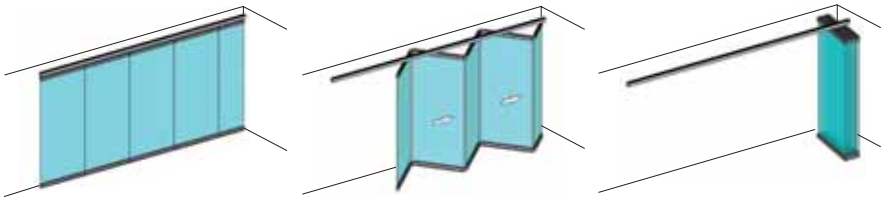

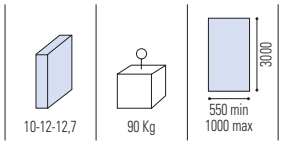

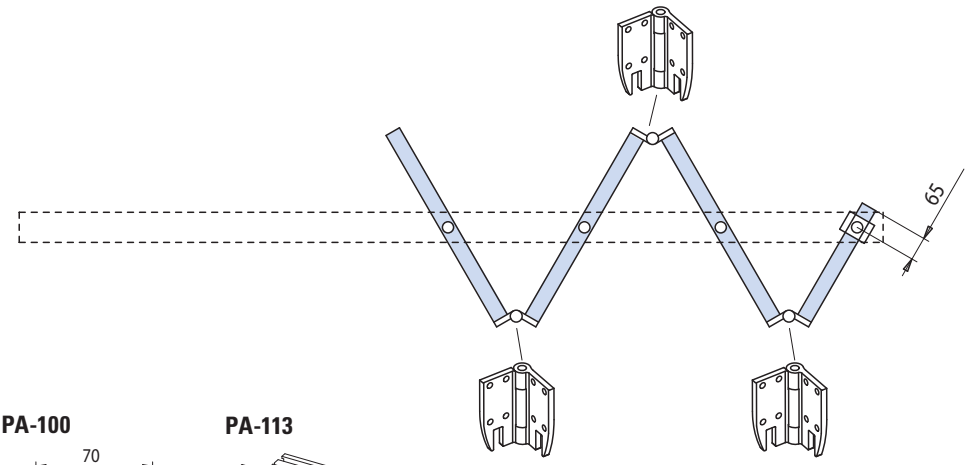

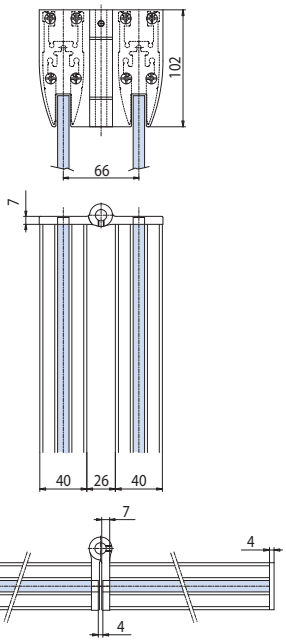

PA-100

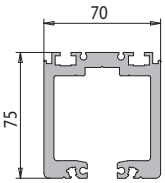

PA-113

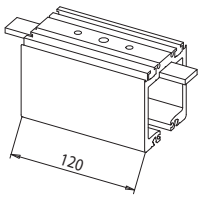

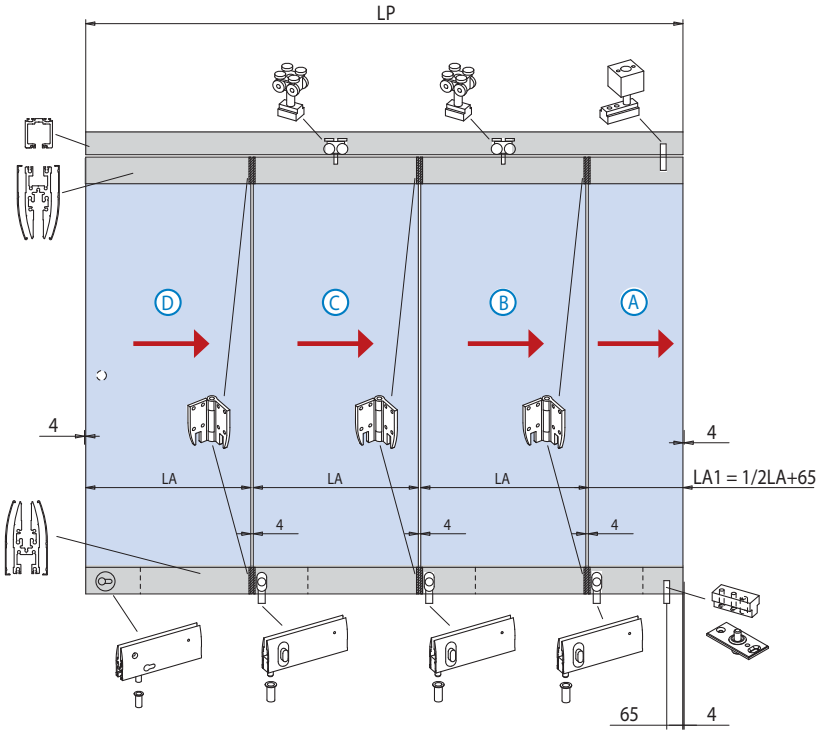

- **Calcolo vetro**
- **Calculation glass**
- **Glasberechnung**

At = 4 x (N + 1)
X = (N - 0,5) x LA + 65
X = N x LA
LA = LV = (X - 65) / (N-0,5)
LA1 = LV1 = ½LA + 65

Ⓐ
- Prima anta a libro
- First folding panel
- Erster Faltelement

ⒷⒸ
- Anta intermedia a libro
- Middle folding panel
- Mittiges Faltelement

Ⓓ
- Porta laterale a libro
- Lateral folding panel
- Dreh-SchiebeFlügel

	PA-260 SET 2
	PA-260 SET 3
	PA-260 SET 4
	PA-260 SET 5
	PA-260 SET 6
	PA-260 SET 7

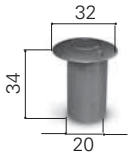

L-112-PA
- Pozzetti non inclusi nel set
- Floor sockets not included in set
- Bodenbuchse nicht in set enthalten

xla173 / xme295 / xla176b

AN	At	N	LP	LA = LV	H	HV	HA
Alluminio anodizzato	Arie totali	Numero ante	Passaggio luce	Larghezza ante = Larghezza vetro	Altezza passaggio luce	Altezza vetro	Altezza anta
Aluminium anodized	Total clearances	Numbers panels	Clear opening width	Panel width = Glass width	Clear opening height	Glass height	Door height
Aluminium Silberfarbig	Summe alle Abstände Glas/Wand	Anzahl der Elemente	Lichte Durchgangsbreite	Flügelbreite = Glasbreite	Lichte durchgangshöhe	Glashöhe	Tür Höhe

SCORREVOLI A SOFFIETTO | SLIDING CENTRE FOLDING | FALT-SCHIEBEWANDSYSTEME

PA-460 CENTRAL FOLDING do-it-yourself

- Sistema modulare a soffietto con impacchettamento centrale completo di morsetti fermavetro (mm 250), veletta continua (mm 1200) da tagliare secondo necessità a cura del cliente, binario standard h=75 mm x L=70 mm e carrello con 8 ruote.
- Folding door system with central fold with glass fixing clamps (mm 250) and continuous covers (mm 1200) to be cut on the basis of client's requirements, and including standard rail standard h=75 mm x L=70 mm and carriage with 8 wheels.
- Faltschiebewandsystem mit mittiger Faltung, Glashalteklemmen(250 mm), kontinuierlicher Verkleidung (1200 mm) kundenspezifisch ablängbar, Standardlaufschiene h=75 mm x L=70 mm und Laufwagen mit 8 Rädern.

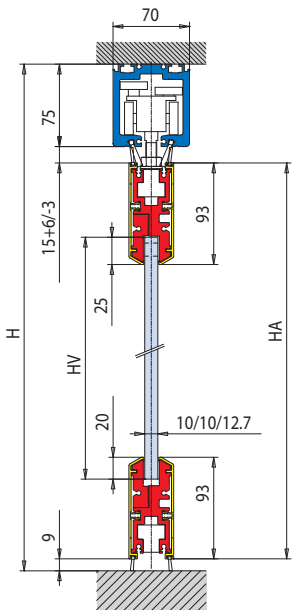

HV = H - 240
HA = H -100

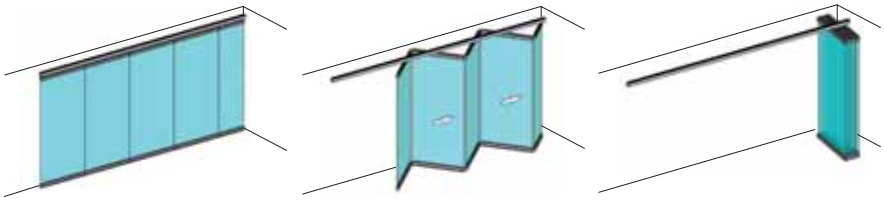

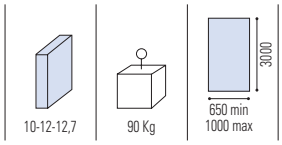

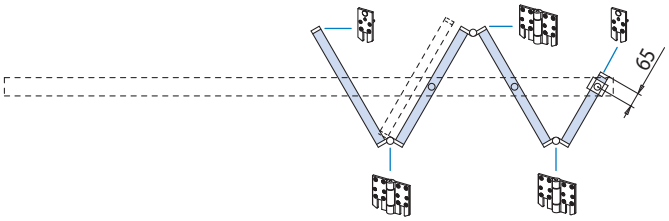

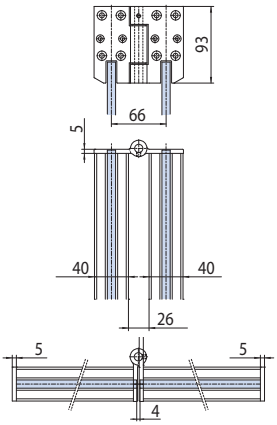

PA-100

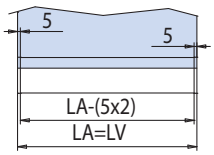

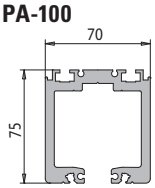

PA-113

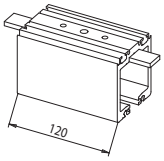

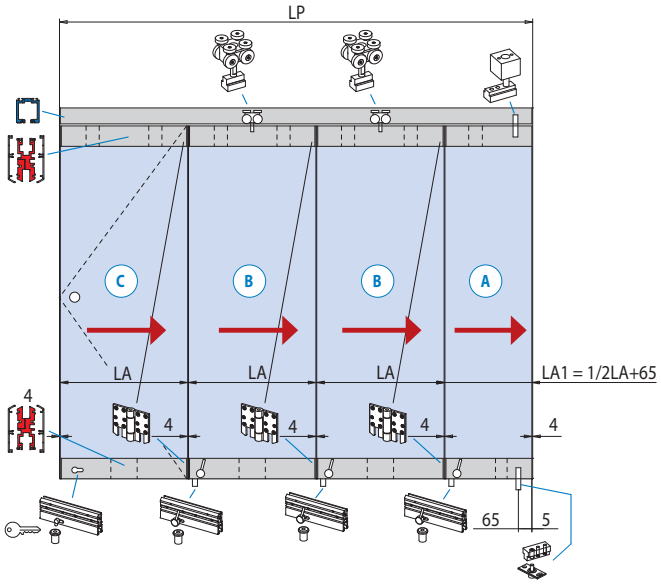

- **Calcolo vetro**
- **Calculation glass**
- **Glasberechnung**

At = 4 x (N + 1)
X = Lp - At
X = (N - 0,5) x LA + 65
LA = LV = (X - 65) / (N-0,5)
LA1 = LV1 = ½LA + 65

Ⓐ
- Prima anta a libro
- First folding panel
- Erster Faltelement

ⒷⒷ
- Anta intermedia a libro
- Middle folding panel
- Mittiges Faltelement

Ⓒ
- Ultima anta a libro
- Last folding panel
- Letzter Flügel

PA-460 SET 2	ⒶⒹ
PA-460 SET 3	ⒶⒷⒸ
PA-460 SET 4	ⒶⒷⒷⒸ
PA-460 SET 5	ⒶⒷⒷⒷⒸ
PA-460 SET 6	ⒶⒷⒷⒷⒷⒸ

L-112-PA
- Pozzetti non inclusi nel set
- Floor sockets not included in set
- Bodenbuchse nicht in set enthalten

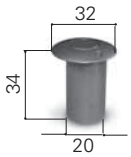

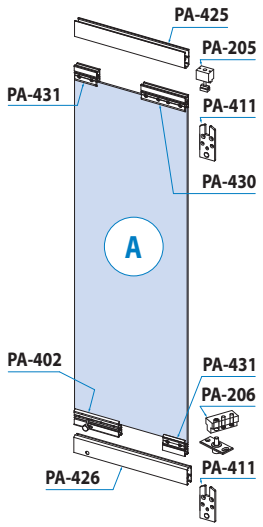

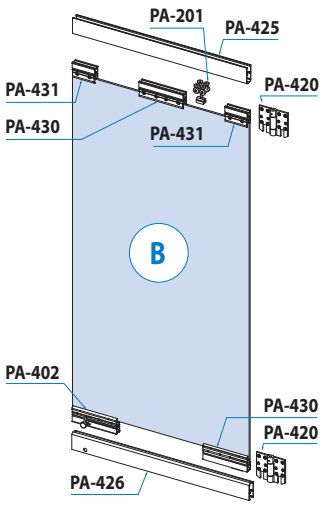

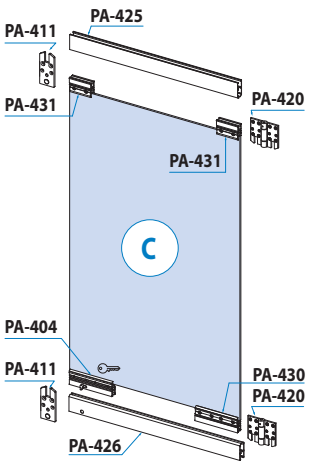

Ⓒ
- Ultima anta a porta battente
- Last folding swing door
- Letzter Flügel als Dreh-/FaltFlügel

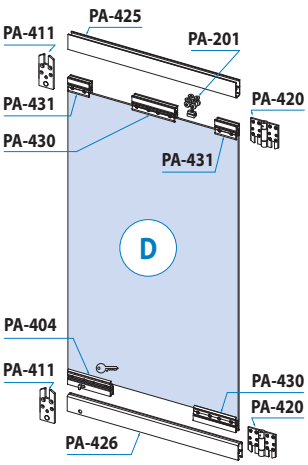

Ⓓ
- Ultima anta a libro
- Last folding panel
- Letzter Flügel als FaltFlügel

xla334-1 / xla334h / xla334e

AN	At	N	LP	LA = LV	H	HV	HA
Alluminio anodizzato	Arie totali	Numero ante	Passaggio luce	Larghezza ante = Larghezza vetro	Altezza passaggio luce	Altezza vetro	Altezza anta
Aluminium anodized	Total clearances	Numbers panels	Clear opening width	Panel width = Glass width	Clear opening height	Glass height	Door height
Aluminium Silberfarbig	Summe alle Abstände Glas/Wand	Anzahl der Elemente	Lichte Durchgangsbreite	Flügelbreite = Glasbreite	Lichte durchgangshöhe	Glashöhe	Tür Höhe

SCORREVOLI A SOFFIETTO | SLIDING CENTRE FOLDING | FALT-SCHIEBEWANDSYSTEME

PA-560 CENTRAL FOLDING do-it-yourself

- Sistema a soffietto con profili fermavetro continui a misura standard (mm 1000) da tagliare secondo necessità a cura del cliente, completi di catenaccioli fermaanta a posizionamento esterno regolabile, binario h=44 mm x L=64 mm e carrello con 4 ruote.
- Folding door system with central fold, with continuous glass fixing profiles of a standard size (mm 1000) to be cut on the basis of client's requirements, comes equipped with an adjustable door holding latch positioned externally, including rail h=44 mm x L=64 mm and carriage with 4 wheels.
- Faltschiebewandsystem mit zentraler Faltung mit durchgehenden Glasleistenprofilen in Standardgröße (1000 mm) ablängbar, komplett mit äußeren einstellbaren Riegeln zur Flügelfeststellung, Laufschiene h=44 mm x L=64 mm und Laufwagen mit 4 Rädern.

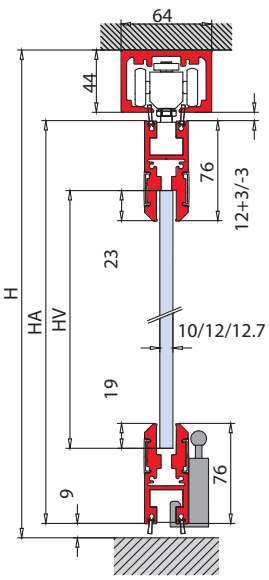

HV = H - 173
HA = H -63

- Vantaggi di una consegna più veloce e di un unico prodotto a magazzino per tutte le misure fino a 1200 mm.
- The advantage of this product is quick delivery and a unique product available in the warehouse for all sizes up to 1200 mm.
- Vorteile einer raschen Lieferung und eines einzigen lagermäßigen Produktes mit Abmessungen bis 1200 mm.

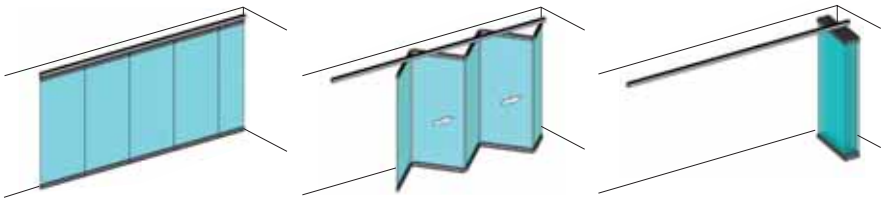

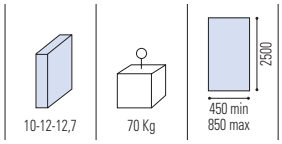

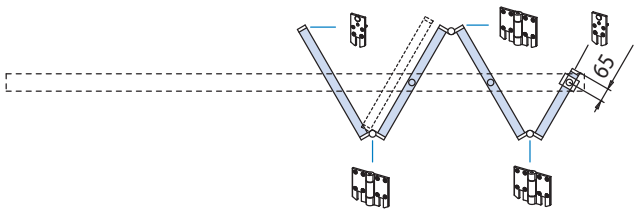

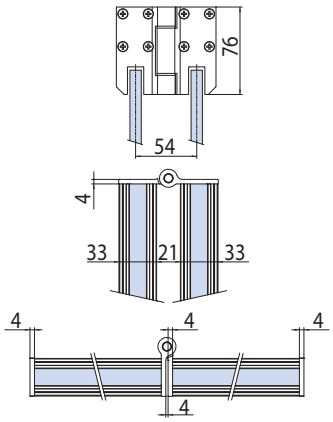

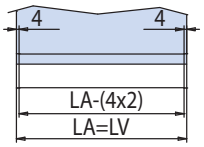

L-150

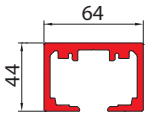

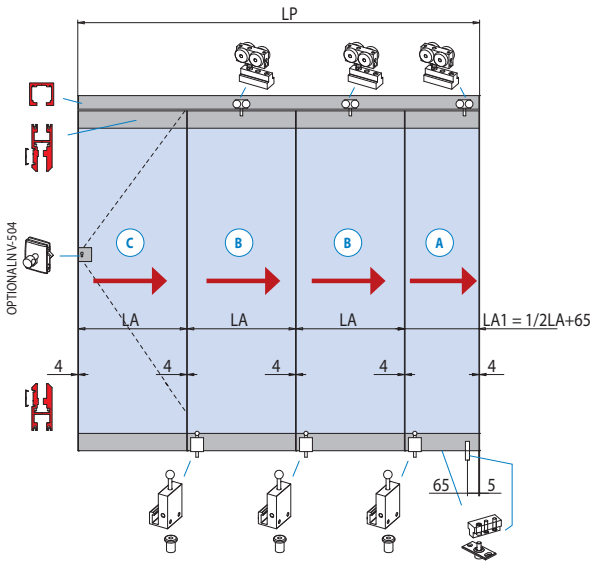

- **Calcolo vetro**
- **Calculation glass**
- **Glasberechnung**

At = 4 x (N + 1)
X = Lp - At
X = (N - 0,5) x LA + 65
LA = LV = (X - 65) / (N-0,5)
LA1 = LV1 = ½LA + 65

Ⓐ
- Prima anta a libro
- First folding panel
- Erster Faltelement

ⒷⒷ
- Anta intermedia a libro
- Middle folding panel
- Mittiges Faltelement

Ⓒ
- Ultima anta a libro
- Last folding panel
- Letzter Flügel

PA-560 SET 1	ⒶⒹ
PA-560 SET 2	ⒶⒷⒸ
PA-560 SET 3	ⒶⒷⒷⒸ
PA-560 SET 4	ⒶⒷⒷⒷⒸ
PA-560 SET 5	ⒶⒷⒷⒷⒷⒸ

L-112-PA
- Pozzetti non inclusi nel set
- Floor sockets not included in set
- Bodenbuchse nicht in set enthalten

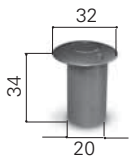

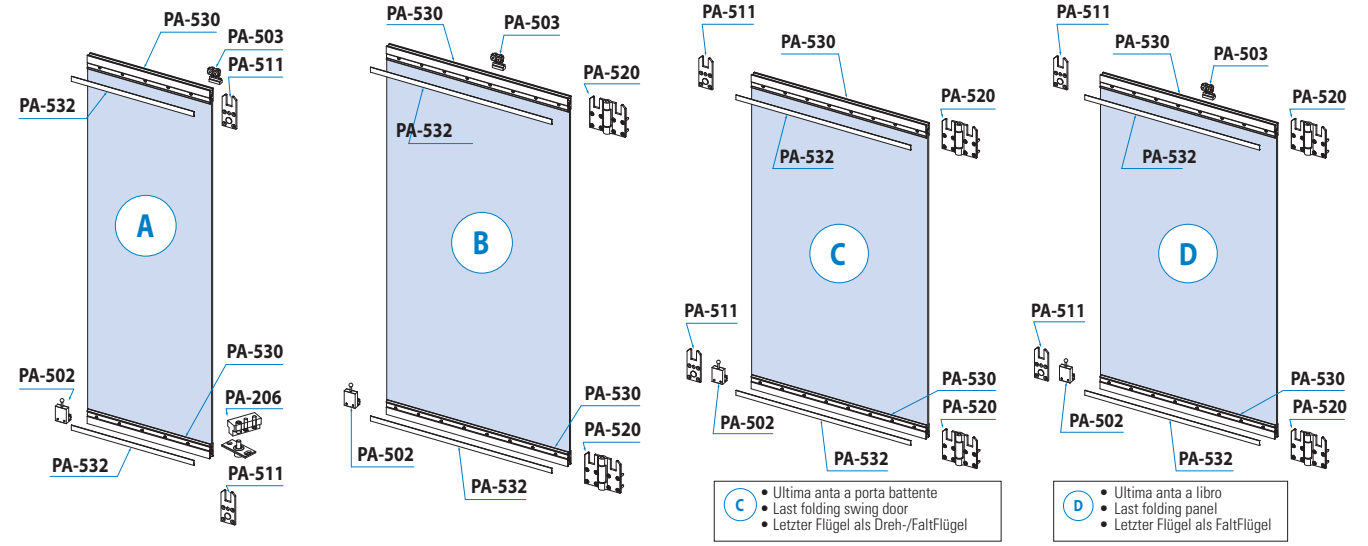

Ⓒ
- Ultima anta a porta battente
- Last folding swing door
- Letzter Flügel als Dreh-/FaltFlügel

Ⓓ
- Ultima anta a libro
- Last folding panel
- Letzter Flügel als FaltFlügel

xla342f-new / xla342f-1 / xla342h

AN	At	N	LP	LA = LV	H	HV	HA
Alluminio anodizzato	Arie totali	Numero ante	Passaggio luce	Larghezza ante = Larghezza vetro	Altezza passaggio luce	Altezza vetro	Altezza anta
Aluminium anodized	Total clearances	Numbers panels	Clear opening width	Panel width = Glass width	Clear opening height	Glass height	Door height
Aluminium Silberfarbig	Summe alle Abstände Glas/Wand	Anzahl der Elemente	Lichte Durchgangsbreite	Flügelbreite = Glasbreite	Lichte durchgangshöhe	Glashöhe	Tür Höhe

SCORREVOLI A SOFFIETTO | SLIDING CENTRE FOLDING | FALT-SCHIEBEWANDSYSTEME

L 2500 SOFFIETTO CENTRAL FOLDING

- Sistema a soffietto con impacchettamento centrale, cerniere a vista e fori nel vetro, completo di binario standard h=44 mm x L=64 mm e carrello con 4 ruote.
- Centre folding system, visible hinges and holes in glass, including rail h=44 mm x L=64 mm and carriage with 4 wheels.
- Faltschiebewandsystem mit mittiger Faltung, mit sichtbaren Bändern und Glasbohrungen, komplett mit Laufschiene h=44 mm x L=64 mm und Laufwagen mit 4 Rädern.

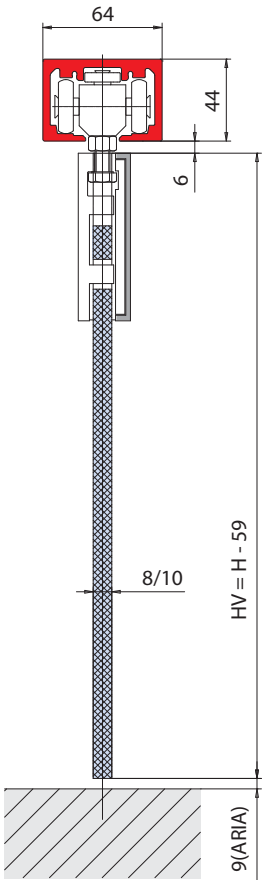

HV = H - 57

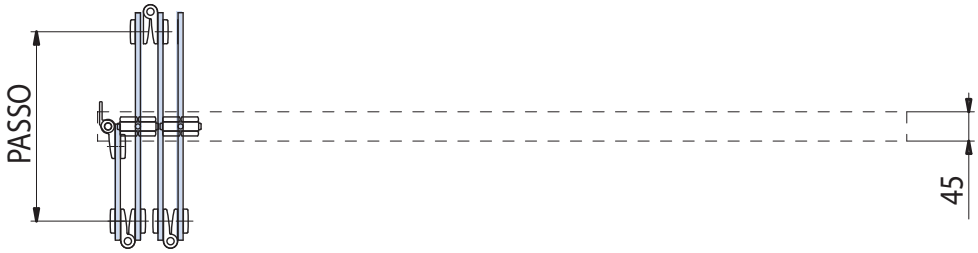

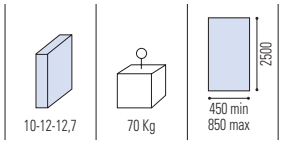

LA-2500 SET 1	Ⓐ Ⓒ	
LA-2500 SET 2	Ⓐ Ⓑ	Ⓒ Ⓓ option
LA-2500 SET 3	Ⓐ Ⓑ Ⓑ	Ⓒ Ⓓ option
LA-2500 SET 4	Ⓐ Ⓑ Ⓑ Ⓑ	Ⓒ Ⓓ option
LA-2500 SET 5	Ⓐ Ⓑ Ⓑ Ⓑ Ⓑ	Ⓒ Ⓓ option

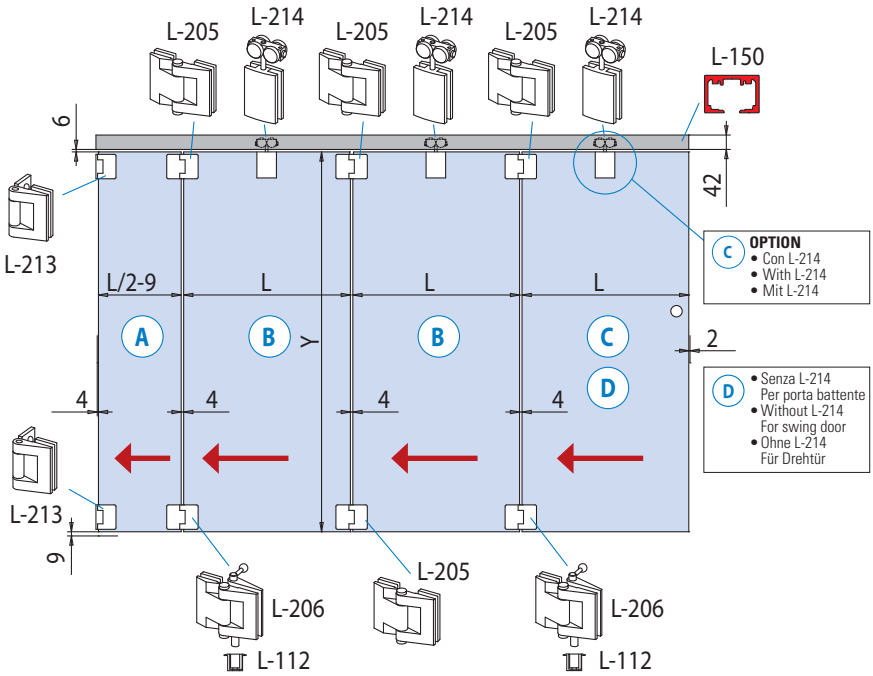

- **Calcolo vetro**
- **Calculation glass**
- **Glasberechnung**

At = 4 x (N + 2)
X = Lp - At
X = (L/2 - 9) + L x (N-1)
L = (X + 9) / (N-0,5)

Ⓐ
- Prima anta a libro
- First folding panel
- Erster Faltelement

Ⓑ Ⓑ
- Anta intermedia a libro
- Middle folding panel
- Mittiges Faltelement

Ⓒ Ⓓ
- Ultima anta a libro
- Last folding panel
- Letzter Flügel

L-112
- Pozzetti non inclusi nel set
- Floor sockets not included in set
- Bodenbuchse nicht in set enthalten

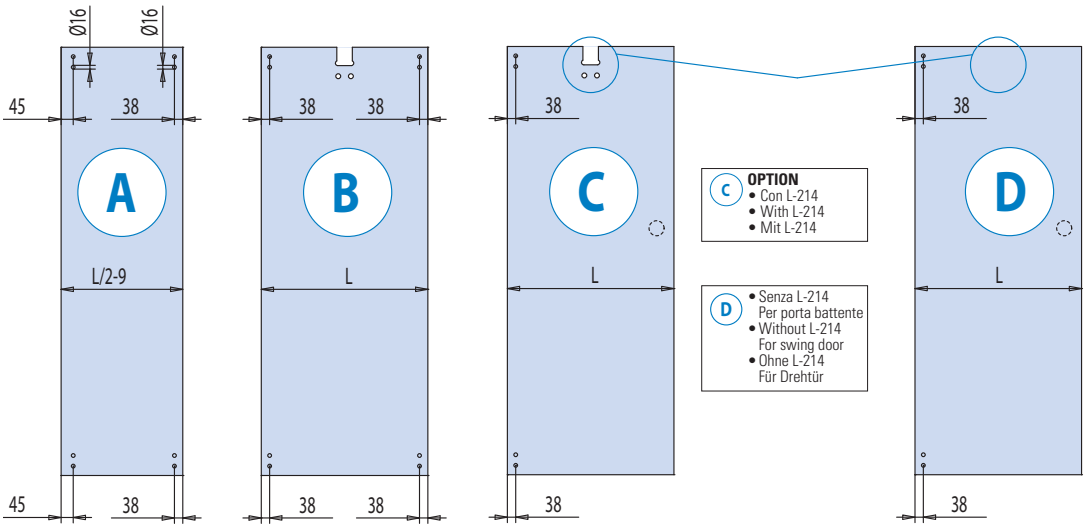

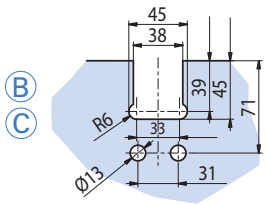

xla182 / xla182-0

AN	At	N	LP	LA = LV	H	HV	HA
Alluminio anodizzato	Arie totali	Numero ante	Passaggio luce	Larghezza ante = Larghezza vetro	Altezza passaggio luce	Altezza vetro	Altezza anta
Aluminium anodized	Total clearances	Numbers panels	Clear opening width	Panel width = Glass width	Clear opening height	Glass height	Door height
Aluminium Silberfarbig	Summe alle Abstände Glas/Wand	Anzahl der Elemente	Lichte Durchgangsbreite	Flügelbreite = Glasbreite	Lichte durchgangshöhe	Glashöhe	Tür Höhe

BALCONGLAS

FALCINO-50

SISTEMA CON CANALINA | SYSTEMS WITH BOTTOM GUIDE | SYSTEM MIT BODENFÜHRUNG



SISTEMA CON CANALINA: Sistema a pannelli mobili in vetro, impacchettabili senza la baia di parcheggio, con guida a terra, con profili anta con fori nel vetro.

SYSTEMS WITH BOTTOM GUIDE: Mobile glass panel system, with guide channel and without parking bay, panels provided in dimensions requested by the client, with holes in the glass.

SYSTEM MIT BODENFÜHRUNG: System mit beweglichen Glasmodulen, mit Bodenführung und ohne Parkraum, mit kundenspezifischen Flügelprofilen und mit Glasbohrungen.

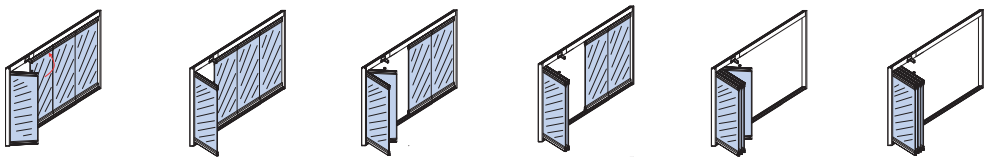

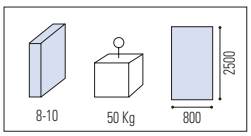

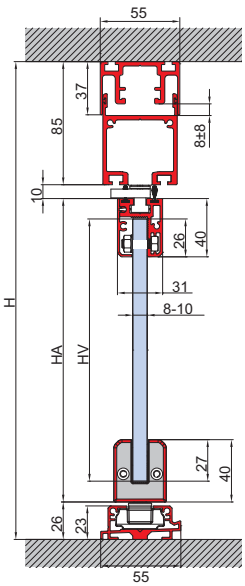

HV = H-150

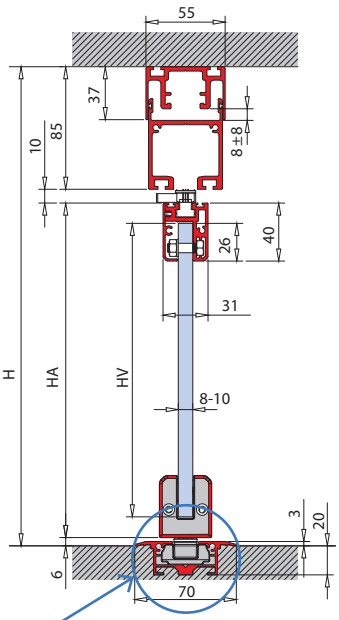

HV = H-130

- **Guida incassata BGM-110**
- **Floor guide recessed BGM-110**
- **Bodenführung versenkt BGM-110**



- Lavorazione vetro
- Glass preparation
- Glassbearbeitung

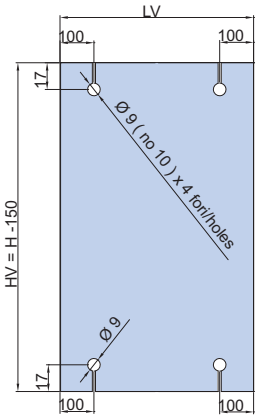

- Siliconare
- Glass to be glued
- Glas kleben

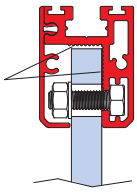

BG-13
- Pinza doppia ferma pannelli
- Fixation pin kit
- Doppel Klemme Flügel-Stopper



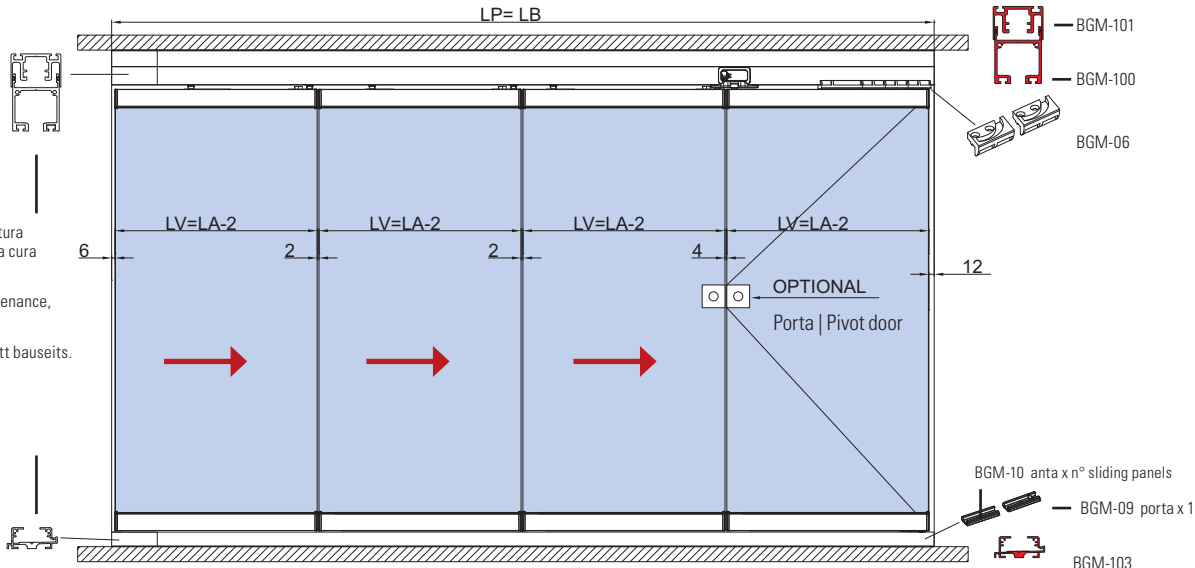

- Pezzo profilo per apertura manutenzione, taglio a cura del cliente.
- Profile piece for maintenance, cut by the customer.
- Revisionsstück, Schnitt bauseits.

xme429

BALCONGLAS

FALCINO PARK-50

SISTEMA SENZA CANALINA | SYSTEMS WITHOUT BOTTOM GUIDE | SYSTEM OHNE BODENFÜHRUNG

SISTEMA SENZA LA GUIDA A TERRA: Sistema a pannelli mobili in vetro, impacchettabili senza la baia di parcheggio.

SYSTEMS WITHOUT BOTTOM GUIDE: Mobile glass panel system, without parking bay.

SYSTEM OHNE BODENFÜHRUNG: System mit beweglichen Glasmodulen, ohne Parkraum.

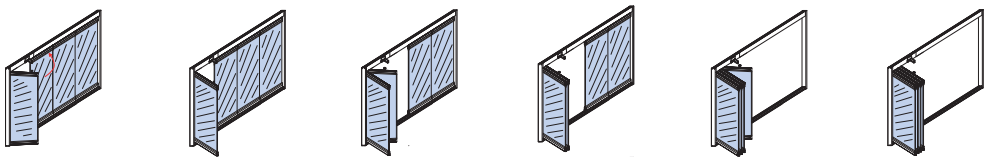

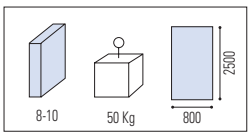

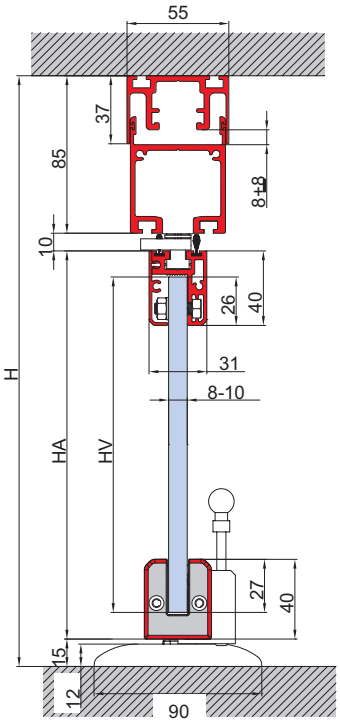

HV = H-138

- Lavorazione vetro
- Glass preparation
- Glassbearbeitung

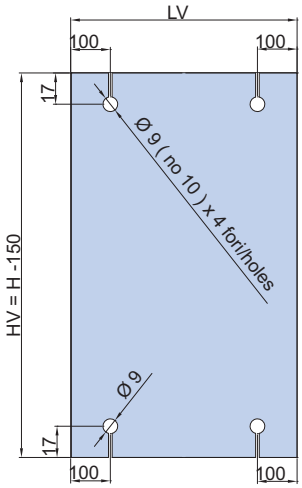

- Siliconare
- Glass to be glued
- Glas kleben

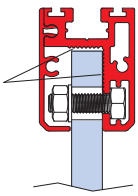



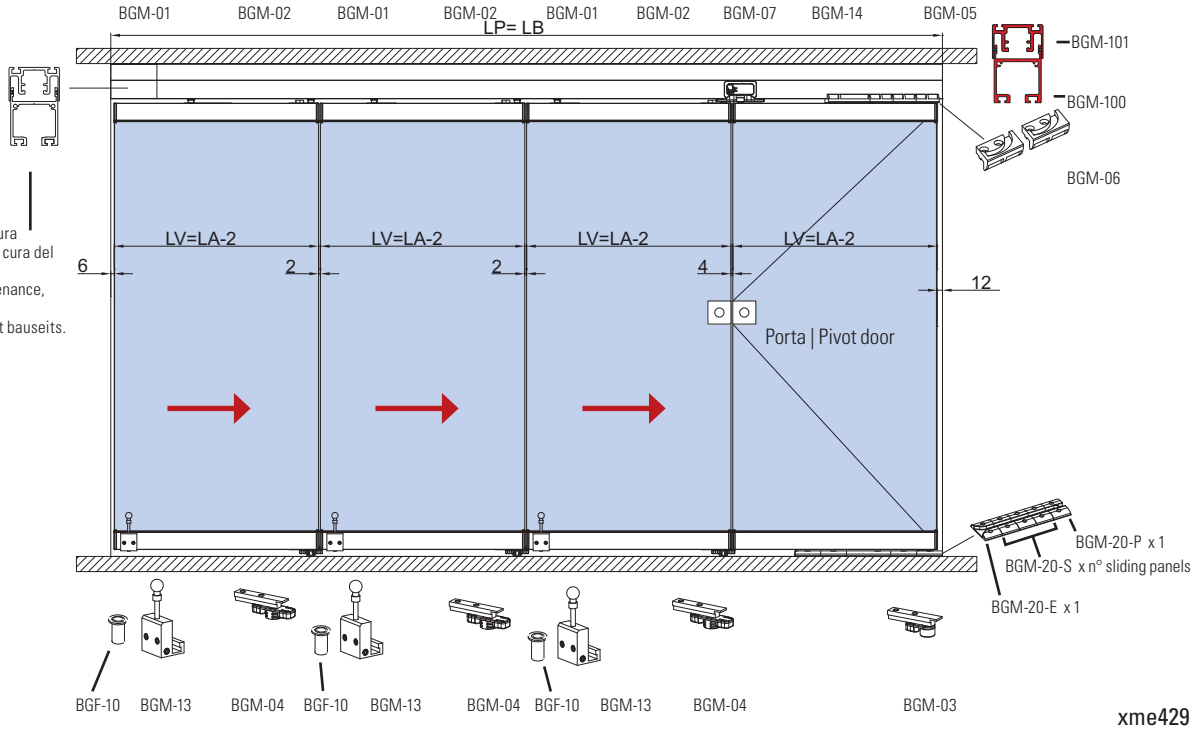

- Pezzo profilo per apertura manutenzione, taglio a cura del cliente.
- Profile piece for maintenance, cut by the customer.
- Revisionsstück, Schnitt bauseits.

xme429

BALCONGLAS

FALCE-ISO

SISTEMA CON CANALINA | SYSTEMS WITH BOTTOM GUIDE | SYSTEM MIT BODENFÜHRUNG

SISTEMA CON CANALINA: Sistema a pannelli mobili in vetro, impacchettabili senza la baia di parcheggio,con guida a terra.

SYSTEMS WITH BOTTOM GUIDE: Mobile glass panel system, with guide channel and without parking bay.

SYSTEM MIT BODENFÜHRUNG: System mit beweglichen Glasmodulen, mit Bodenführung und ohne Parkraum.

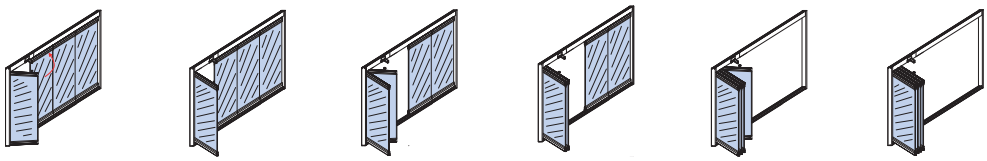

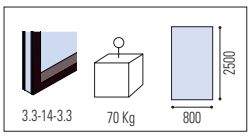

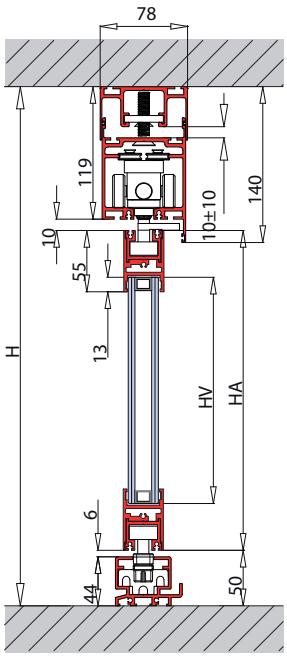

HV = H-263

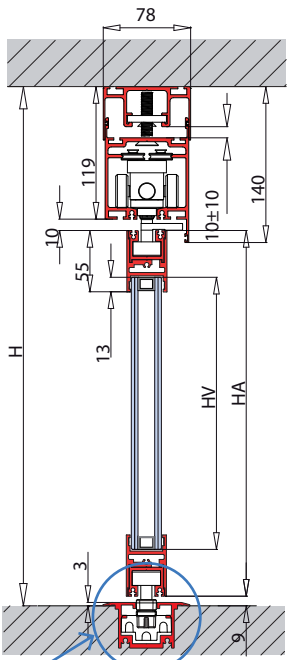

HV = H-222

- **Guida incassata BGM-110**
- **Floor guide recessed BGM-110**
- **Bodenführung versenkt BGM-110**



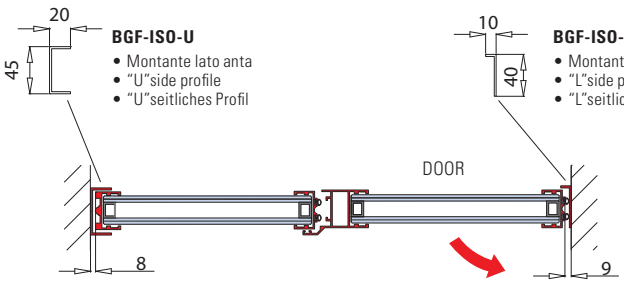

- Con i montanti calcolare 6 mm in più di aria.
- With side profiles to calculate 6 mm extra clearances.
- Mit seitlicher Profile 6 mm extra Spalt zu berechnen.

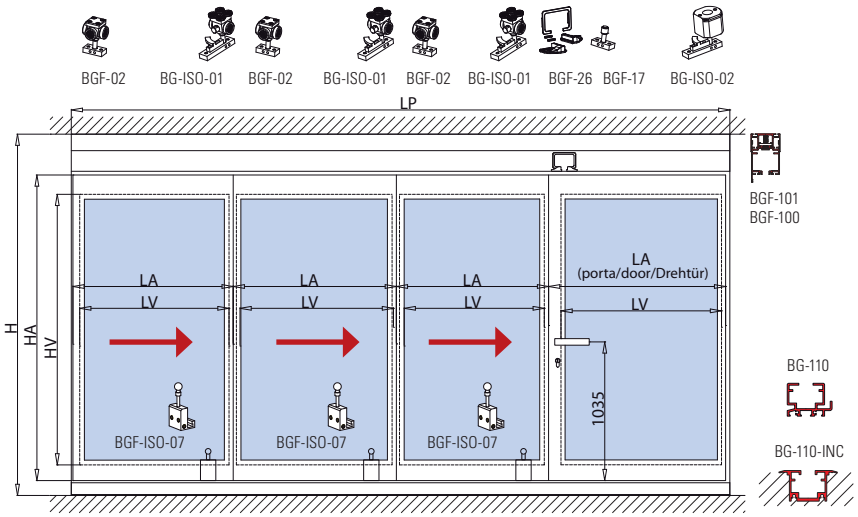

- Lavorazione montante porta per serratura.
- Vertical door Profile preparation for Lock.
- Drehtür Profilbearbeitung für Schloss.

- Lavorazione montante anta per contro-serratura.
- Vertical sliding panel preparation for Lock's strike plate.
- ShiebeFlügel Profilbearbeitung für Schliessblech.

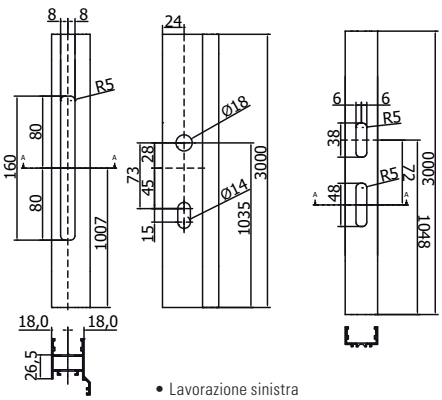

- Lavorazione sinistra lavorazione speculare per la porta destra.
- Left. For right reflecting preparation.
- Links. Für Rechts Spiegelbildlich Bearbeitung.

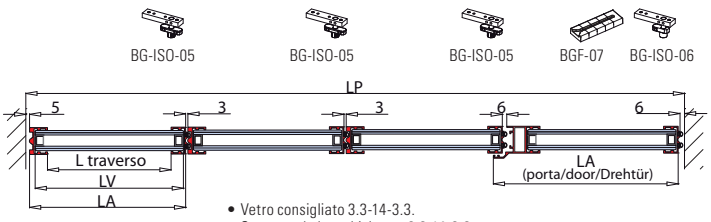

- Vetro consigliato 3.3-14-3.3.
- Suggested glass thickness 3.3-14-3.3.
- Empfohlene Glasdicke 3.3-14-3.3.

xme426

BALCONGLAS

FALCE PARK-ISO

SISTEMA SENZA CANALINA | SYSTEMS WITHOUT BOTTOM GUIDE | SYSTEM OHNE BODENFÜHRUNG

SISTEMA SENZA GUIDA A TERRA: Sistema a pannelli mobili in vetro, impacchettabili senza la baia di parcheggio.

SYSTEMS WITHOUT BOTTOM GUIDE: Mobile glass panel system, without parking bay.

SYSTEM OHNE BODENFÜHRUNG: System mit beweglichen Glasmodulen, ohne Parkraum.

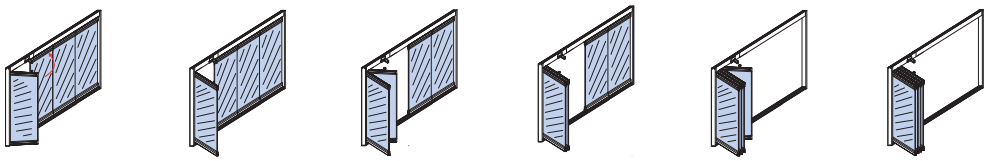

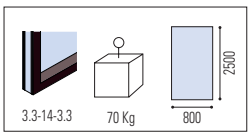

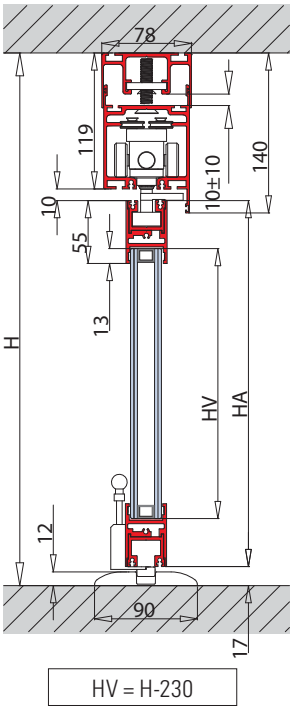



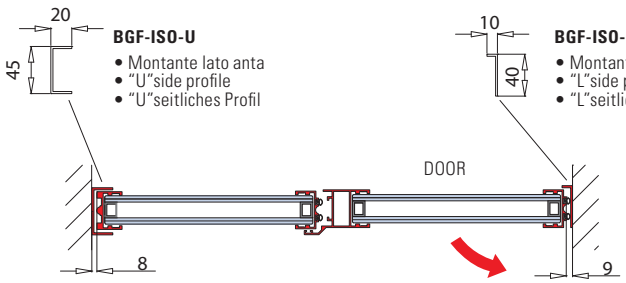

- Con i montanti calcolare 6 mm in più di aria.
- With side profiles to calculate 6 mm extra clearances.
- Mit seitlicher Profile 6 mm extra Spalt zu berechnen.

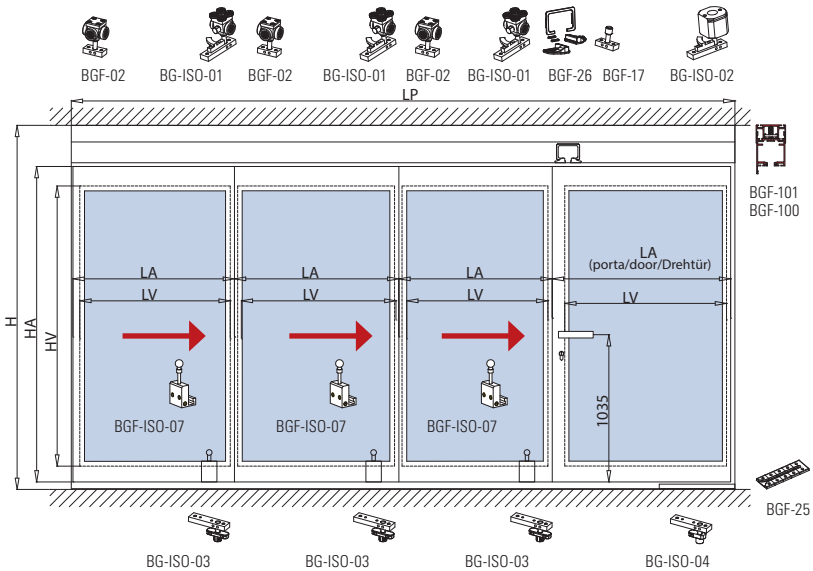

- Lavorazione montante porta per serratura.
- Vertical door Profile preparation for Lock.
- Drehtür Profilbearbeitung für Schloss.

- Lavorazione montante anta per contro-serratura.
- Vertical sliding panel preparation for Lock's strike plate.
- ShiebeFlügel Profilbearbeitung für Schliessblech.

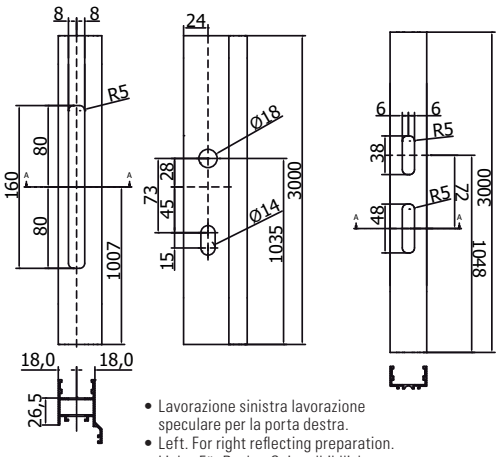

- Lavorazione sinistra lavorazione speculare per la porta destra.
- Left. For right reflecting preparation.
- Links. Für Rechts Spiegelbildlich Bearbeitung.

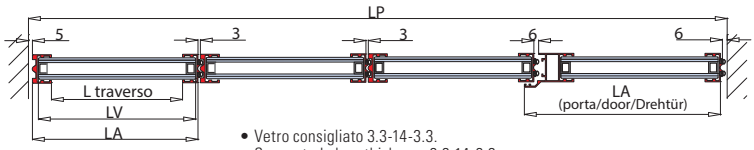

- Vetro consigliato 3.3-14-3.3.
- Suggested glass thickness 3.3-14-3.3.
- Empfohlene Glasdicke 3.3-14-3.3.

xme426

BALCONGLAS

FALCE-70

SISTEMA CON CANALINA | SYSTEMS WITH BOTTOM GUIDE | SYSTEM MIT BODENFÜHRUNG

SISTEMA A PANNELLI MOBILI IN VETRO, impacchettabili senza la baia di parcheggio, con guida a terra, con profili anta senza fori nel vetro.

MOBILE GLASS PANEL SYSTEM, with guide channel and without parking bay, panels provided in dimensions requested by the client, without holes in the glass.

SYSTEM MIT BEWEGLICHEN GLASMODULEN, mit Bodenführung und ohne Parkraum, mit kundenspezifischen Flügelprofilen und ohne Glasbohrungen.

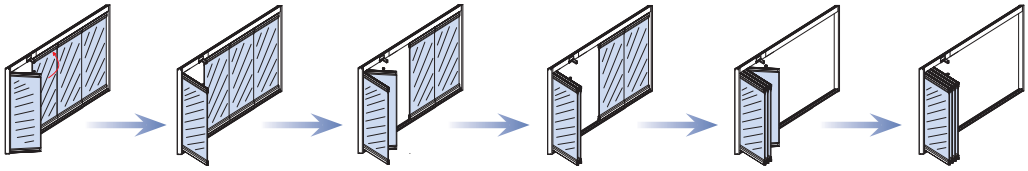

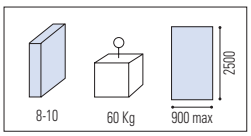

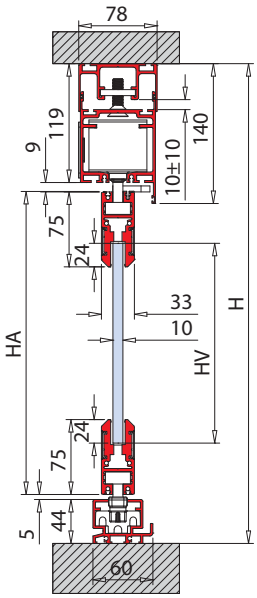

HV = H - 280

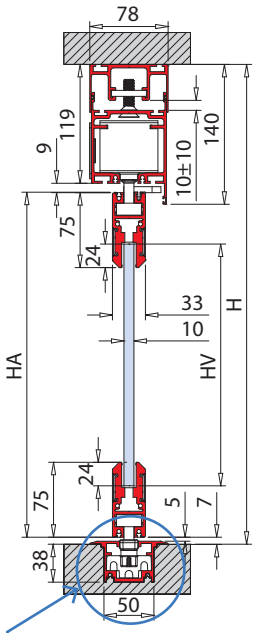

HV = H - 240

- **Guida incassata BGM-110**
- **Floor guide recessed BGM-110**
- **Bodenführung versenkt BGM-110**

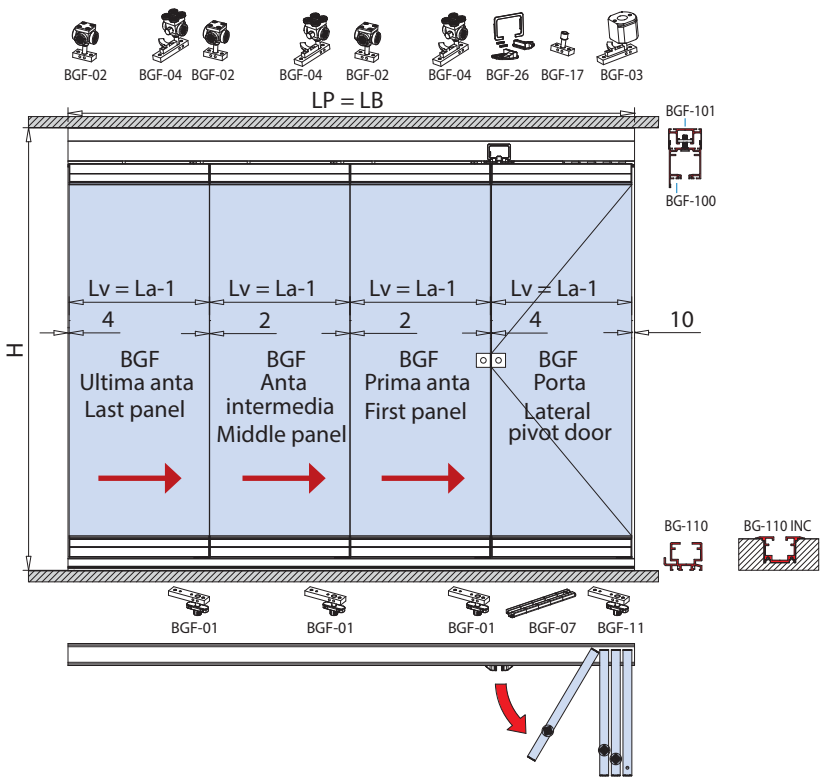

xme355

BALCONGLAS

FALCE PARK-70

SISTEMA SENZA CANALINA | SYSTEMS WITHOUT BOTTOM GUIDE | SYSTEM OHNE BODENFÜHRUNG

SISTEMA A PANNELLI MOBILI IN VETRO, impacchettabili senza la baia di parcheggio, senza la guida a terra, con profili anta, senza fori nel vetro.

MOBILE GLASS PANEL SYSTEM, without guide channel and without parking bay, profiles provided in dimensions requested by the client, without holes in the glass.

SYSTEM MIT BEWEGLICHEN GLASMODULEN ohne Bodenführung und ohne Parkraum, mit kundenspezifischen Flügelprofilen und ohne Glasbohrungen.

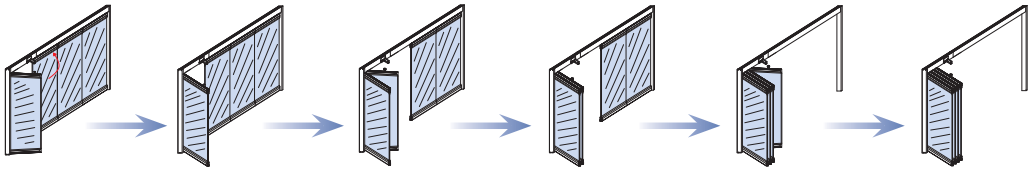

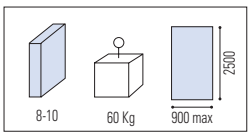

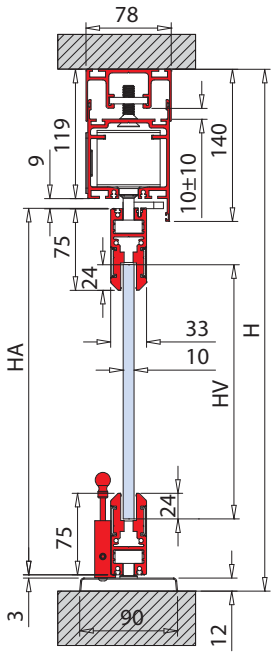

HV = H - 247

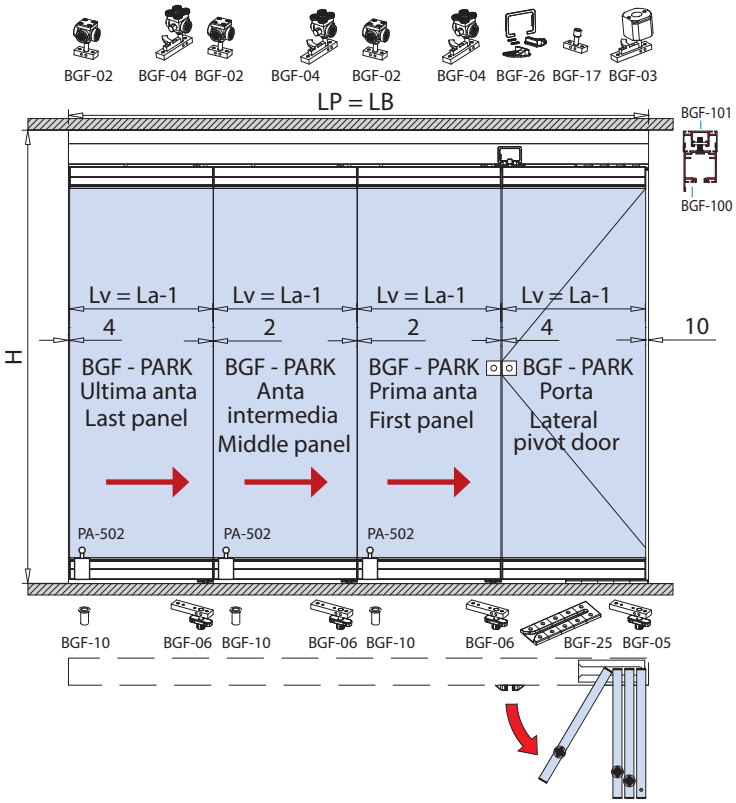

xme355

LOGGIAGLAS

LG-100

SCORREVOLE TELESCOPICO | TELESCOPIC SLIDING SYSTEM | TELESKOP SCHIEBETÜRSYSTEM

SISTEMA SCORREVOLE TELESCOPICO studiato per balconi, logge e verande, ideale per proteggersi da vento e intemperie.

TELESCOPIC SLIDING SYSTEM for balcony, loggia and terrace, ideal for wind and weather protection.

TELESKOP SCHIEBETÜRSYSTEM für Balkon und Loggiaverglasungen, ideal für Wind-und Wetterschutz.

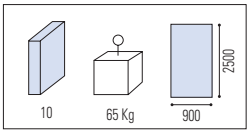

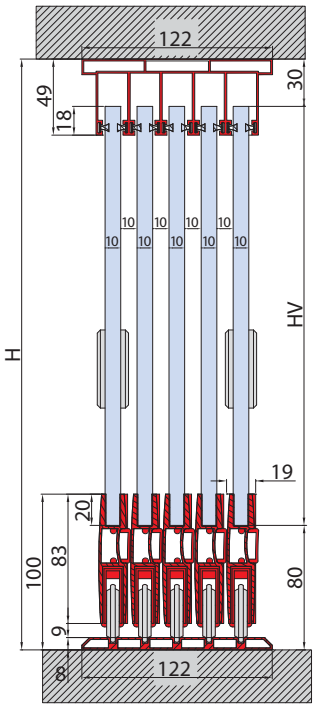

HV = H - 110

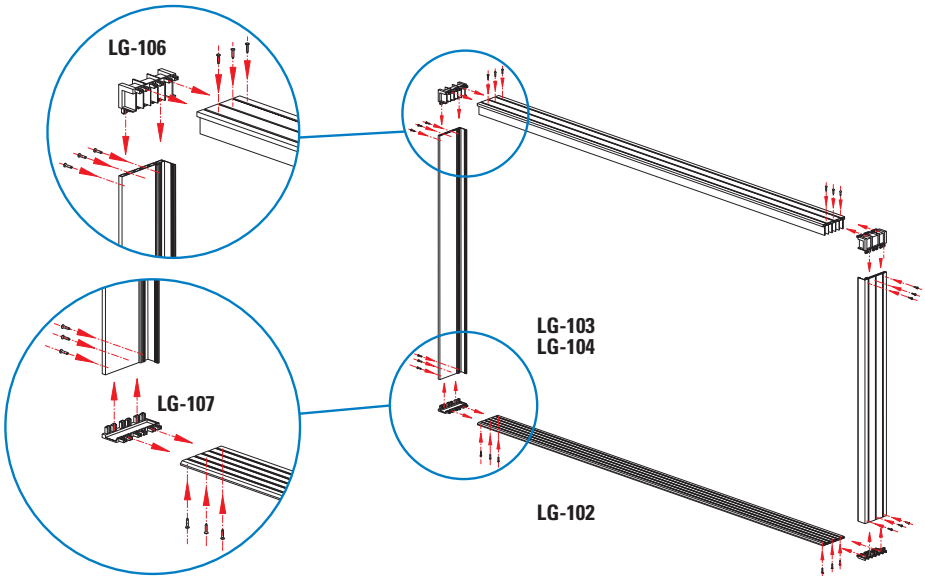

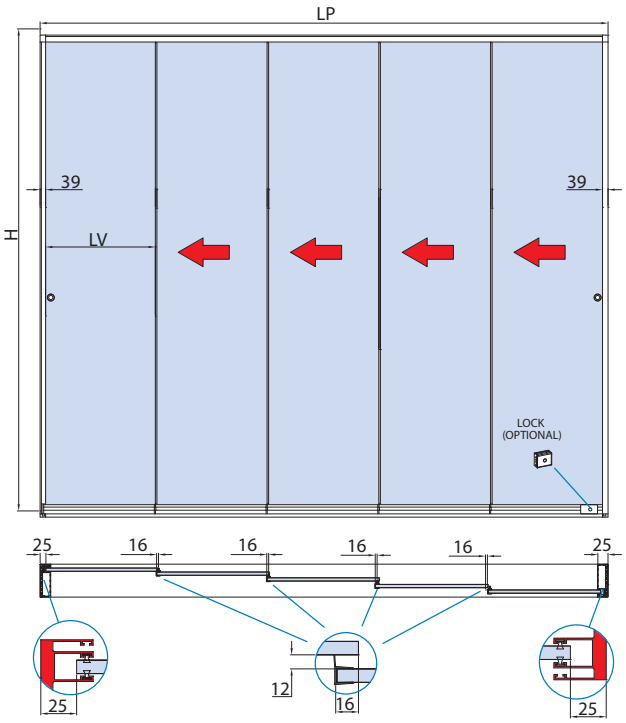

LV tot = LP + (16 x 4) - (25 x 2)
LV = LV tot / 5

xme330

LP	LA = LV	H	HV
Passaggio luce	Larghezza ante = Larghezza vetro	Altezza passaggio luce	Altezza vetro
Clear opening width	Panel width = Glass width	Clear opening height	Glass height
Lichte Durchgangsbreite	Flügelbreite = Glasbreite	Lichte durchgangshöhe	Glashöhe

LOGGIAGLAS

LG-200 SET 2-3

SCORREVOLE TELESCOPICO | TELESCOPIC SLIDING SYSTEM | TELESKOP SCHIEBETÜRSYSTEM



SISTEMA CON GUIDA A TERRA: Sistema scorrevole telescopico studiato per balconi, logge e verande, ideale per proteggersi da vento e intemperie.

SYSTEMS WITH BOTTOM GUIDE: Telescopic sliding system for balcony, Loggia and terrace, ideal for wind and weather protection.

SYSTEM MIT BODENFÜHRUNG: Teleskop Schiebetürsystem für Balkon und Loggiaverglasungen, ideal für Wind-und Wetterschutz.

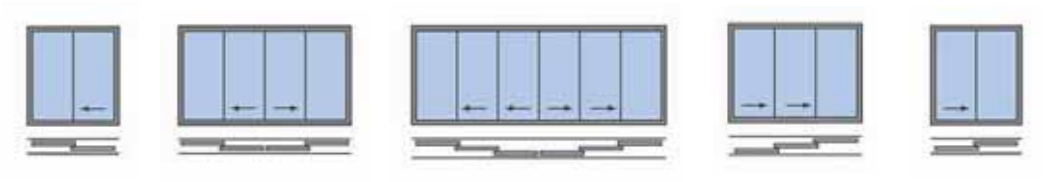

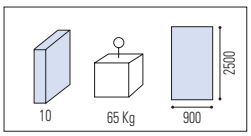

LG-200 SET 2-3

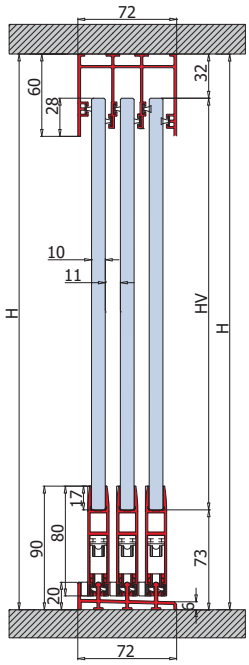

HV = H-105

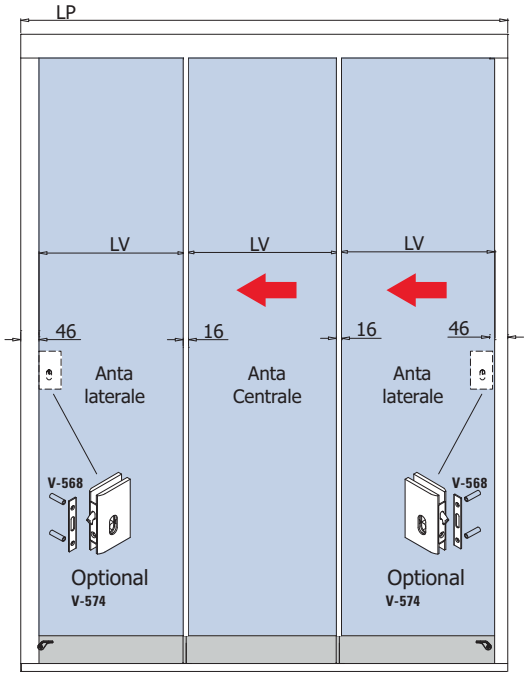

LG-209 DX/SX

LG-210

LG-210 SET 2-3

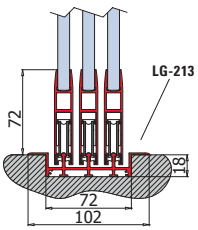

HV = H-86

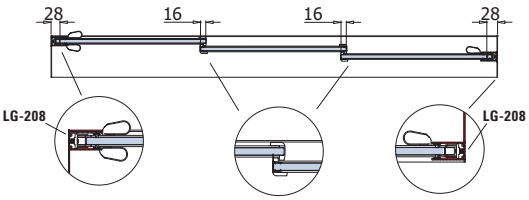

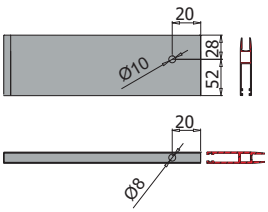

- Lavorazione profilo anta per catenacciolo LG-211 / LG-212.
- Preparation Panel's Profile for Locking bolt LG-211 / LG-212.
- Profilbearbeitung für Feststellriegel LG-211 / LG-212.

LG-200C1* / LG-200C2*

- Formula calcolo lunghezza ante **con** catenaccioli o serrature e **con** montanti laterali LG-208
- Calculation LV **with** locking bolts or locks and **with** "U" side profile LG-208.
- LV Berechnung **mit** Feststellriegel bzw. Schloss und **mit** „U"-seitlichem Profil LG-208

LV = LP / 3
LV Anta Laterale = LV + 3
LV Anta Centrale = LV - 37

LG-200

- Formula calcolo lunghezza ante **senza** catenaccioli o serrature e **senza** montanti laterali LG-208
- Calculation LV **without** locking bolts or locks and **without** "U" side profile LG-208.
- LV Berechnung **ohne** Feststellriegel bzw. Schloss und **ohne** „U"-seitliches Profil LG-208

LV = LP / 3
LV Anta Laterale = LV + 21
LV Anta Centrale = LV - 19

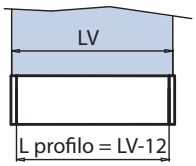

C1* = **con** 1 catenacciolo | **with** 1 locking bolt | **mit** 1 Feststellriegel / **C2*** = **con** 2 catenaccioli 1 | **with** 2 locking bolts | **mit** 2 Feststellriegel

xme432b

COMPONENTI | COMPONENTS | EINZELTEILE

LG-201

LG-202

LG-205

LG-211 LG-212

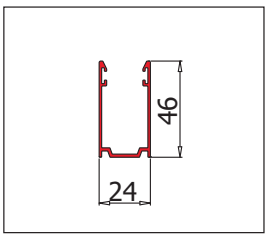

LG-208

LOGGIAGLAS

LG-200 SET 4

SCORREVOLE TELESCOPICO | TELESCOPIC SLIDING SYSTEM | TELESKOP SCHIEBETÜRSYSTEM



SISTEMA CON GUIDA A TERRA: Sistema scorrevole telescopico studiato per balconi, logge e verande, ideale per proteggersi da vento e intemperie.

SYSTEMS WITH BOTTOM GUIDE: Telescopic sliding system for balcony, Loggia and terrace, ideal for wind and weather protection.

SYSTEM MIT BODENFÜHRUNG: Teleskop Schiebetürsystem für Balkon und Loggiaverglasungen, ideal für Wind-und Wetterschutz.

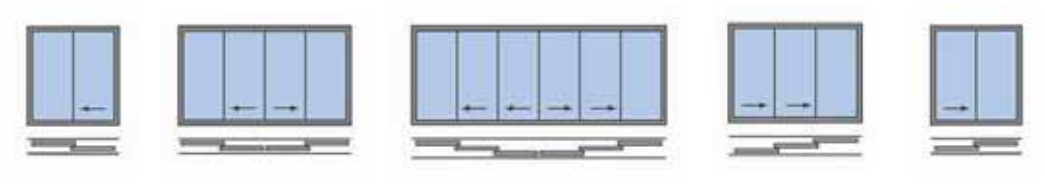

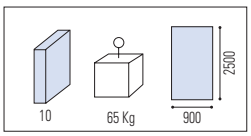

LG-200 SET 4

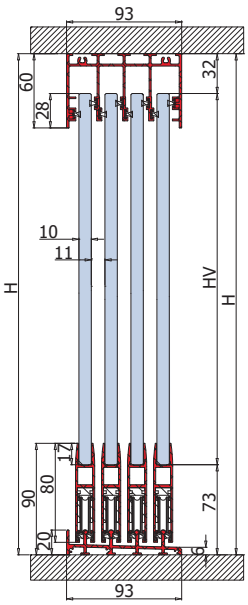

HV = H-105

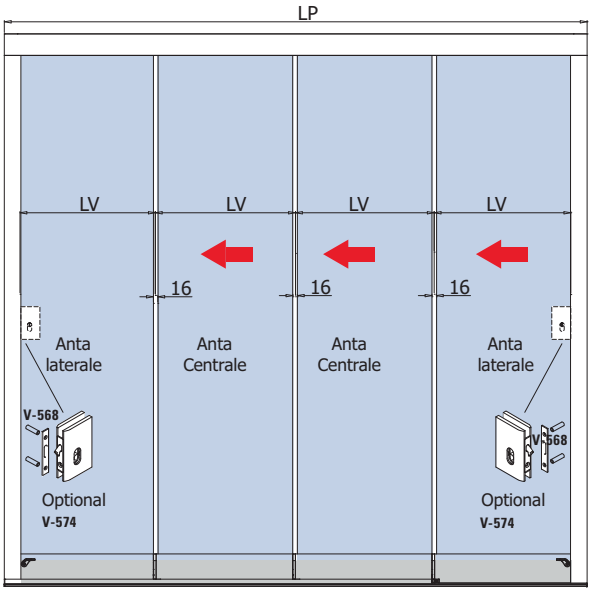

LG-209 DX/SX

LG-210

LG-210 SET 4

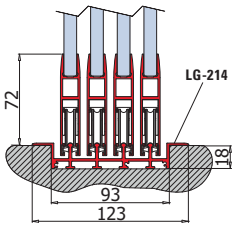

HV = H-86

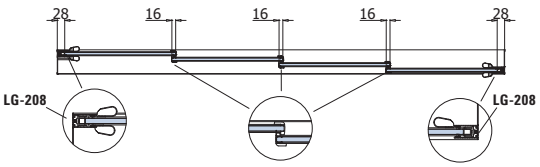

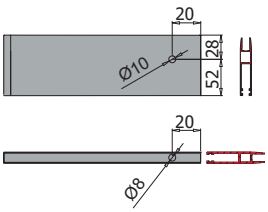

- Lavorazione profilo anta per catenacciolo LG-211 / LG-212.
- Preparation Panel's Profile for Locking bolt LG-211 / LG-212.
- Profilbearbeitung für Feststellriegel LG-211 / LG-212.

LG-200C1* / LG-200C2*

- Formula calcolo lunghezza ante **con** catenaccioli o serrature e **con** montanti laterali LG-208
- Calculation LV **with** locking bolts or locks and **with** "U" side profile LG-208.
- LV Berechnung **mit** Feststellriegel bzw. Schloss und **mit** „U"-seitlichem Profil LG-208

LV = LP / 4
LV Anta Laterale = LV + 16
LV Anta Centrale = LV - 24

LG-200

- Formula calcolo lunghezza ante **senza** catenaccioli o serrature e **senza** montanti laterali LG-208
- Calculation LV **without** locking bolts or locks and **without** "U" side profile LG-208.
- LV Berechnung **ohne** Feststellriegel bzw. Schloss und **ohne** „U"-seitliches Profil LG-208

LV = LP / 4
LV Anta Laterale = LV + 30
LV Anta Centrale = LV - 10

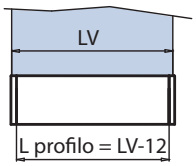

C1* = **con** 1 catenacciolo | **with** 1 locking bolt | **mit** 1 Feststellriegel / **C2*** = **con** 2 catenaccioli 1 | **with** 2 locking bolts | **mit** 2 Feststellriegel

xme432c

LG-206

LG-207

LG-205

LG-211 LG-212

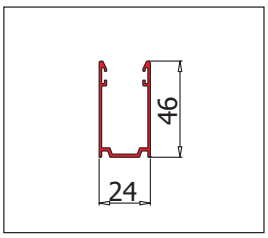

LG-208

LOGGIAGLAS

LG-200 SET 5

SCORREVOLE TELESCOPICO | TELESCOPIC SLIDING SYSTEM | TELESKOP SCHIEBETÜRSYSTEM



SISTEMA CON GUIDA A TERRA: Sistema scorrevole telescopico studiato per balconi, logge e verande, ideale per proteggersi da vento e intemperie
SYSTEMS WITH BOTTOM GUIDE: Telescopic sliding system for balcony, Loggia and terrace, ideal for wind and weather protection.Teleskop
SYSTEM MIT BODENFÜHRUNG: Schiebetürsystem für Balkon und Loggiaverglasungen, ideal für Wind-und Wetterschutz.

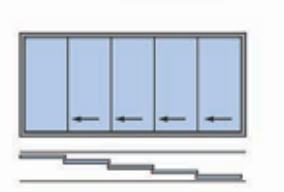
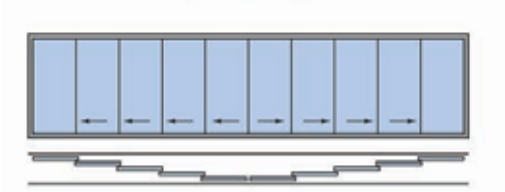
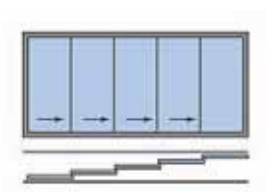
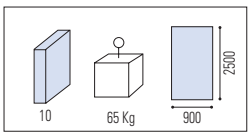

LG-200 SET 5

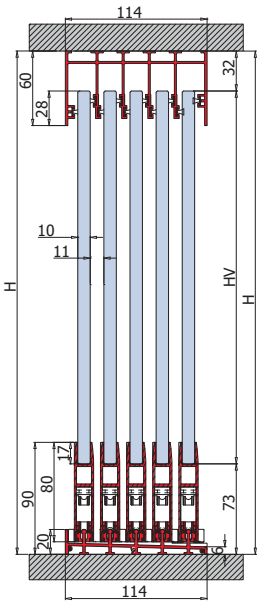

HV = H-105

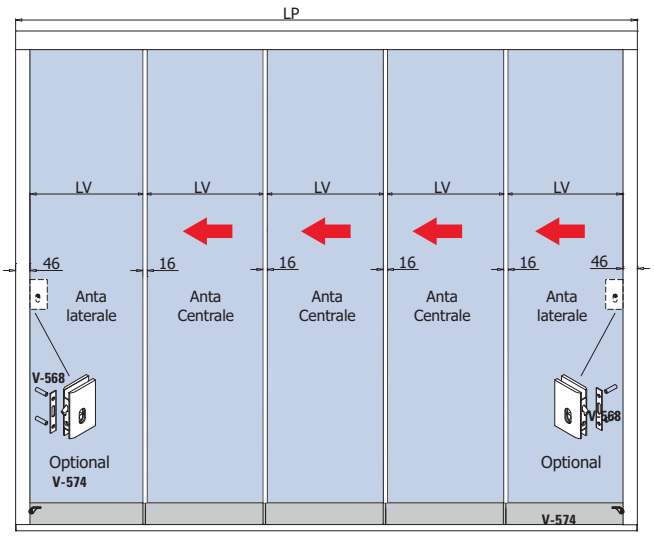

LG-209 DX/SX

LG-210

LG-210 SET 5

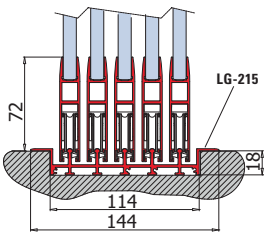

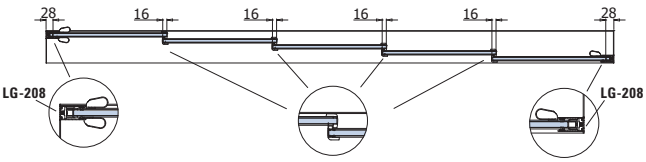

HV = H-86

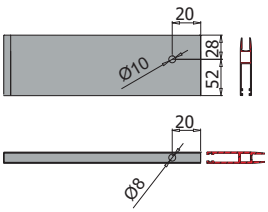

- Lavorazione profilo anta per catenacciolo LG-211 / LG-212.
- Preparation Panel's Profile for Locking bolt LG-211 / LG-212.
- Profilbearbeitung für Feststellriegel LG-211 / LG-212.

LG-200C1* / LG-200C2*

- Formula calcolo lunghezza ante **con** catenaccioli o serrature e **con** montanti laterali LG-208
- Calculation LV **with** locking bolts or locks and **with** "U" side profile LG-208.
- LV Berechnung **mit** Feststellriegel bzw. Schloss und **mit** „U"-seitlichem Profil LG-208

LV = LP / 5
LV Anta Laterale = LV + 23
LV Anta Centrale = LV - 17

LG-200

- Formula calcolo lunghezza ante **senza** catenaccioli o serrature e **senza** montanti laterali LG-208
- Calculation LV **without** locking bolts or locks and **without** "U" side profile LG-208.
- LV Berechnung **ohne** Feststellriegel bzw. Schloss und **ohne** „U"-seitliches Profil LG-208

LV = LP / 5
LV Anta Laterale = LV + 34
LV Anta Centrale = LV - 6

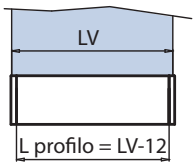

C1* = **con** 1 catenacciolo | **with** 1 locking bolt | **mit** 1 Feststellriegel / **C2*** = **con** 2 catenaccioli 1 | **with** 2 locking bolts | **mit** 2 Feststellriegel

xme432a

LG-203

LG-204

LG-205

LG-211 LG-212

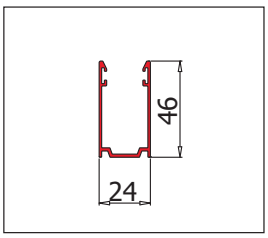

LG-208

Alcune tipologie di applicazione | Some typologies of applications | Einigen kompositionsmöglikeiten des System.

A SISTEMI SCORREVOLI
SLIDING DOOR SYSTEMS
SCHIEBETÜRSYSTEME 6

B BOX DOCCIA
SHOWER BOX
DUSCHKABINEN 115

C PARETI MOBILI
SLIDING WALLS
SCHIEBEWÄNDE 195

D PARETI DIVISORIE E STIPITI
PARTITION WALLS AND FRAMES
TRENNWÄNDE UND ALUMINIUMZARGEN 249

E SERRATURE E CERNIERE
LOCKS AND HINGES
SCHLÖSSER UND BÄNDER 295

F MANIGLIE MANIGLIONI POMOLI
DOORHANDLES PULLHANDLES KNOBS
TÜRGRIFFE STOSSGRIFFE KNÖPFE 339

G PORTE ESTERNE
PATCH FITTINGS
GANZGLASANLAGEN 351

H BALAUSTRE E PENSILINE
RAILING AND CANOPY SYSTEMS
GANZGLASGELÄNDER UND VORDACH SYSTEME 381

I DISTANZIALI, MORSETTI E ACCESSORI
POINT FITTINGS, CLAMPS AND ACCESSORIES
PUNKTHALTERUNGEN, KLEMMBEFESTIGUNGEN
UND ZUBEHÖR 471

- PROFILI PER VETRI FISSI
- PROFILES FOR FIXED PANELS
- PROFILE FÜR FESTVERGLASUNGEN

P-058 | P-059
►248

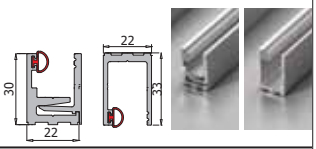

P-065 | P-01 | P-02
►254 | 256

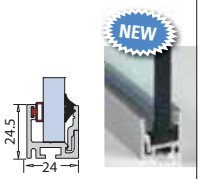

P-050 | P-055
►257

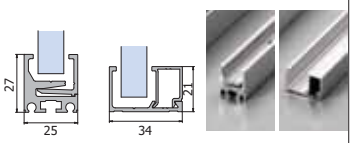

CANALINE "U" IN ALLUMINIO
U PROFILES IN ALUMINIUM
U-PROFILE AUS ALUMINIUM
►258

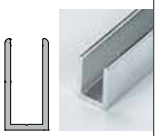

CANALINE IN ACCIAIO
"U" PROFILES IN INOX
"U" PROFILE AUS INOX
►259



CANALINE "U"CON BORDO RIPIEGATO
U PROFILES WITH FOLDED EDGE
U-PROFILE MIT ABGERUNDETER KANTE
►260



CANALINE CON ALETTA
U PROFILES WITH PLATE
U-PROFILE MIT PLATTE
►261



ANGOLARI
L PROFILES
L PROFILE
►261



- PARETI DIVISORIE CON TRATTA FISSA E STIPITE COORDINATI
- PARTITION WALLS WITH COORDINATED FRAMES
- TRENWÄNDE MIT KOORDINIERTEN ZARGEN

EASY PARETE
MONOVETRO
►264

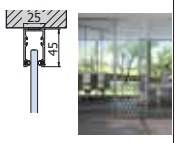

DUAL GLASS
DOPPIO VETRO
►265

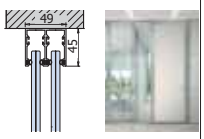

TP-010
►266

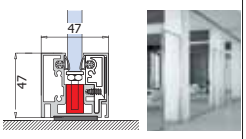

PPS EVOLUTION
MINI SOFT CLOSE
►267

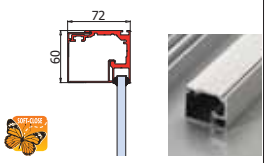

PROFILI IN POLICARBONATO BIADESIVI
POLYCARBONATE PROFILE WITH ADHESIVE
POLYCARBONATPROFILE SELBSTKLEBEND
VP-21
VP-22
VP-23
VP-24
WRU-S60/40R
WRU-S60/40R
►268

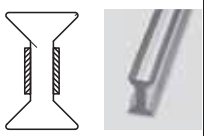

- STIPITI SU VETRO
- ALUMINIUM FRAMES WITH FIXED SIDE PANELS
- ALUZARGEN MIT SEITENTEILEN

TP-201
STIPITE EASY PARETE
►272

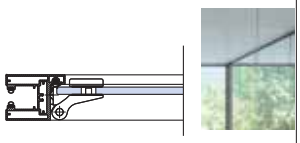

TP-401
STIPITE DUAL GLASS
►273

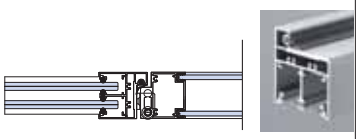

P-030-V
►274

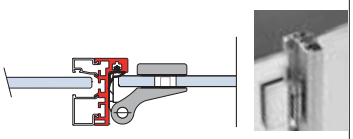

P-080-V
►275

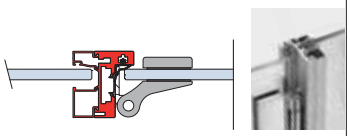

P-085-V
►276

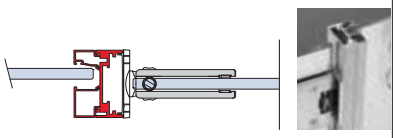

TP-100
►277

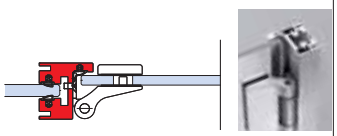

- STIPITINI SU MURO
- ALUMINIUM FRAMES
- ALUZARGEN

P-030
►280

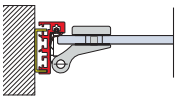

P-080-SL
►281

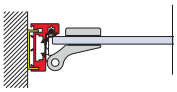

P-040
►283

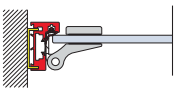

P-085
►282

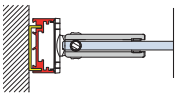

TP-250
IMBOTTINO
►285

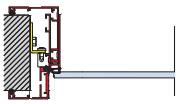

TP-300
►284

TS-04
►286

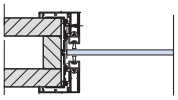


- STIPITI RASOMURO E ANTE IN ALLUMINIO
- ALIGNED WITH THE WALL FRAMES AND DOORS WITH ALUMINIUM PANEL
- WANDBÜNDIGE ALUZARGEN UND ALUMINIUM FLÜGELRAHMEN

P0-100
►290

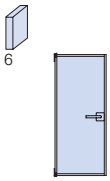

P0-200
►291

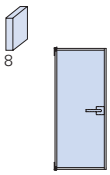

P-060
►292

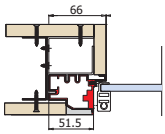

P-070
►293

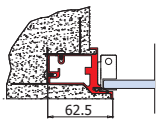

PROFILI PER VETRI FISSI | PROFILES FOR FIXED PANELS | PROFILE FÜR FESTVERGLASUNGEN



P-065 NEW

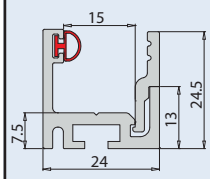

PRICE LIST 2017 ► 178

P-058

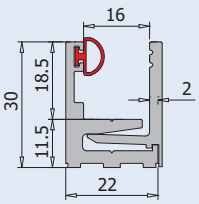

xme334

PRICE LIST 2017 ► 180

P-059

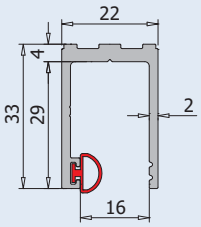

xme333

PRICE LIST 2017 ► 180

P-050

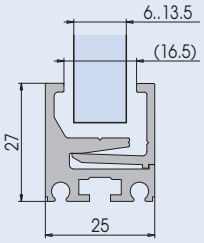

xla223

PRICE LIST 2017 ► 181

P-055

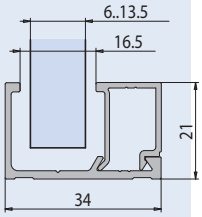

xla224

PRICE LIST 2017 ► 181

CANALINE "U"

U PROFILES
U-PROFILE

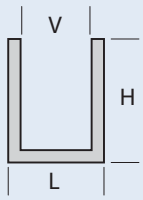

Misure disponibili
Available Measuremed:
Verfügbare Maße:

V-2036 = L 19 H 40 V 14
V-2037 = L 19 H 40 V 12
V-2038 = L 19 H 25 V 14
V-2039 = L 17 H 25 V 12
V-2040 = L 13.5 H 20 V 10.5
V-2041 = L 11.5 H 20 V 8.5
B-138 = L 15 H 20 V 11
B-137 = L 15 H 15 V 11
B-136 = L 12 H 15 V 9

PRICE LIST 2017 ► 182

P-01

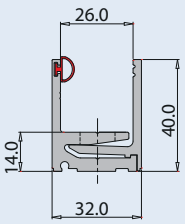

xfb081

PRICE LIST 2017 ► 179

P-02

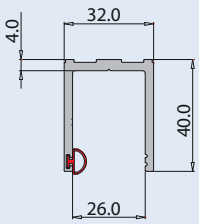

xfb081

PRICE LIST 2017 ► 179

CANALINE "U" CON BORDO A SPIGOLO VIVO
U PROFILES
U-PROFILE

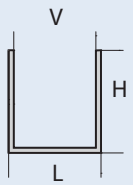

Misure disponibili
Available Measuremed:
Verfügbare Maße:

V-2021 = L 18 H 20 V 16
V-2020 = L 14.5 H 20 V 12.5
V-2016 = L 12.5 H 20 V 10.5
V-2017 = L 10.5 H 20 V 8.5
V-2019 = L 8.5 H 20 V 6.5
V-2018 = L 13 H 13 V 11

PRICE LIST 2017 ► 184

CANALINE "U" CON BORDO RIPIEGATO
U PROFILES WITH FOLDED EDGE
U-PROFILE MIT ABGERUNDETER KANTE

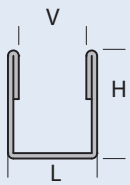

Misure disponibili
Available Measuremed:
Verfügbare Maße:

V-2030 = L 16.5 H 20 V 12.5
V-2016-R = L 14.5 H 20 V 10.5
V-2017-R = L 12.5 H 20 V 8.5
V-2029 = L 10.5 H 20 V 6.5

PRICE LIST 2017 ► 184

ANGOLARI
L PROFILES
L-PROFILE

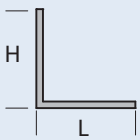

Misure disponibili
Available Measuremed:
Verfügbare Maße:

V-2025 = L 30 H 30
V-2024 = L 20 H 20
V-2023 = L 15 H 15
V-2022 = L 10 H 10

PRICE LIST 2017 ► 185

CANALINE CON ALETTA LATERALE
U PROFILES WITH SIDE PLATE
U-PROFILE MIT SEITLICHER PLATTE

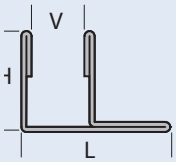

Misure disponibili
Available Measuremed:
Verfügbare Maße:

V-2088 = L 31.5 H 20 V 12.5
V-2027 = L 29.5 H 20 V 10.5
V-2026 = L 27.5 H 20 V 8.5

PRICE LIST 2017 ► 185

CANALINE CON ALETTA
U PROFILES WITH PLATE
U-PROFILE MIT PLATTE

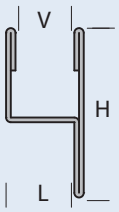

Misure disponibili
Available Measuremed:
Verfügbare Maße:

V-2033 = L 16.5 H 36 V 12.5
V-2032 = L 14.5 H 36 V 10.5
V-2031 = L 12.5 H 35 V 8.5

PRICE LIST 2017 ► 186

PROFILI A SCATTO PER FISSI | CLIPS PROFILES FOR FIXED FRAMES | KLIPSPROFILE FÜR FESTVERGLASUNGEN

P-065

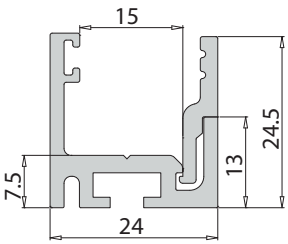

P-065
- Installazione facile e veloce con una guarnizione gia premontata.
- Easy and quick installation of glass with one gasket premounted.
- Einfache und schnelle Glasmontage, da die Dichtung auf einer Seite vormontiert werden kann.

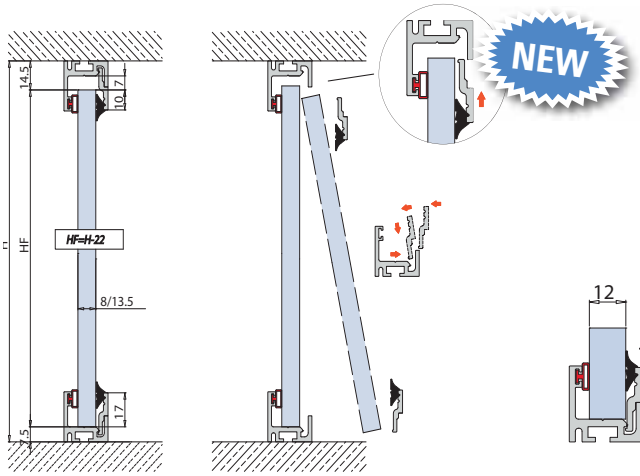

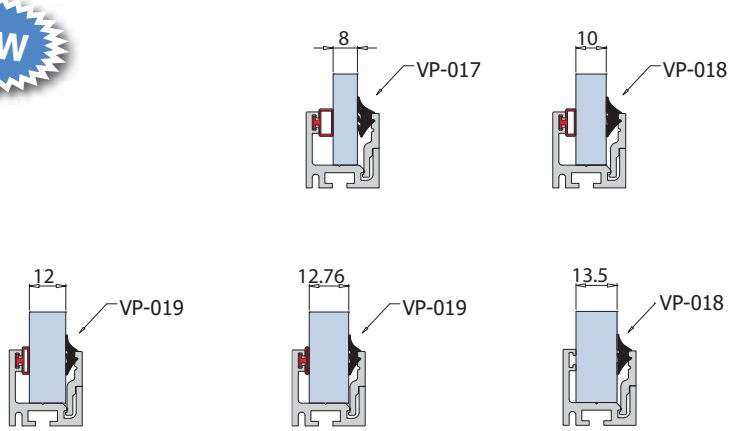

Combinazione P-065 con profilo P-059 | Combination P-065 with P-059 | Kombination P-065 mit P-059

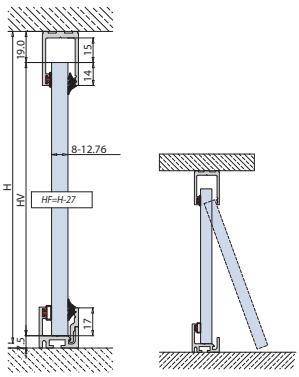

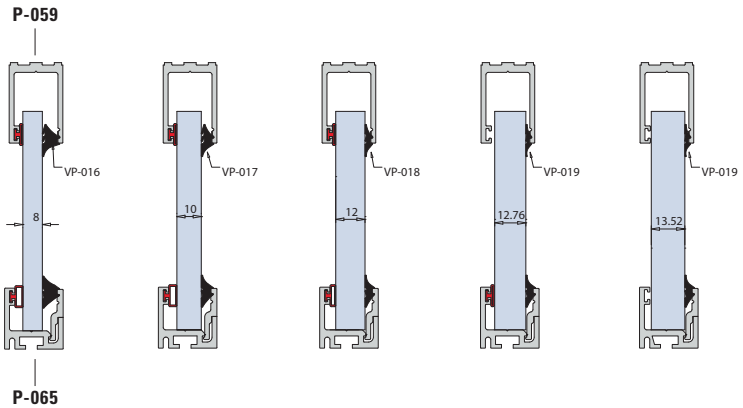

P-065-TA-CF4
- Confezione 4 pezzi tappi finali.
- Package unit of 4 pieces endcaps.
- Verpackungseinheit von 4 Stück Endkappen.

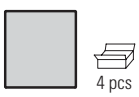

xme434 / xme435

PROFILI A SCATTO PER FISSI | CLIPS PROFILES FOR FIXED FRAMES | KLIPSPROFILE FÜR FESTVERGLASUNGEN

P-058

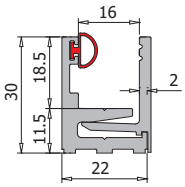

P-059



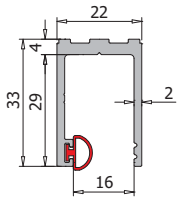

- Questo nuovo profilo migliora nettamente il montaggio perchè rispetto ai precedenti con due guarnizioni da montare, una è gia premontata.
- Easy and quick installation of glass with one gasket premounted.
- Einfache und schnelle Glasmontage, da die Dichtung auf einer Seite vormontiert werden kann.

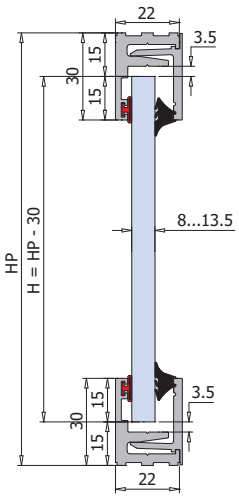

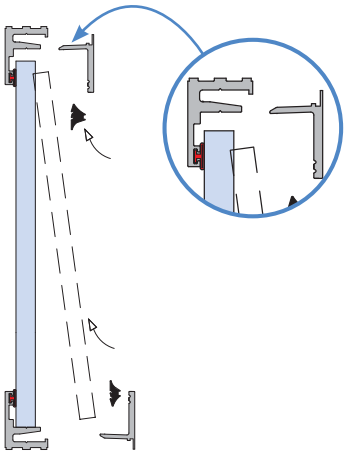

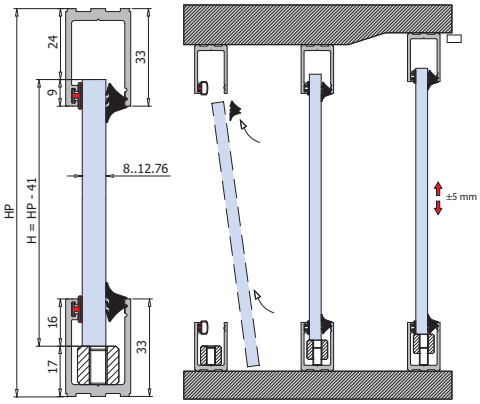

- Dislivello 1 cm.
- Difference 1 cm.
- Höhenunterschied 1 cm.

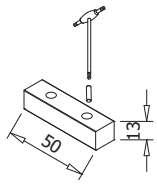

P-057-CF6
- Blocchetto regolabile
- Glass support leveller
- Stellfuß

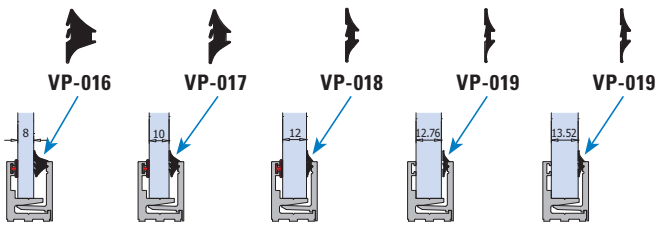

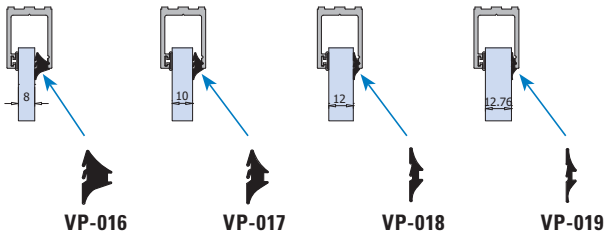

Combinazione P-058 con profilo P-059 | Combination P-058 with P-059 | Kombination P-058 mit P-059

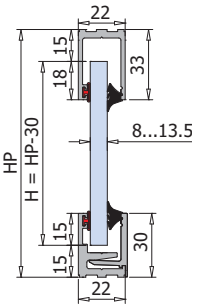

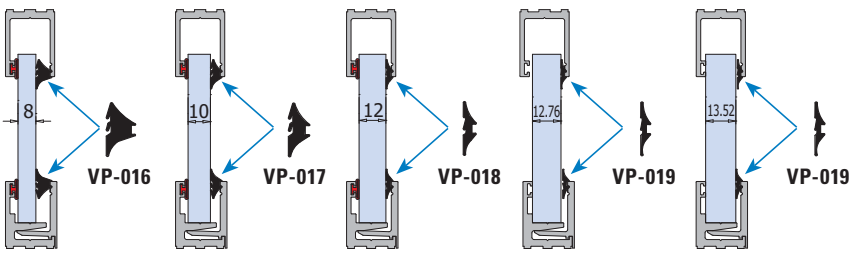

P-068-CF4
P-069-CF4
- Confezione 4 pezzi tappi finali.
- Package unit of 4 pieces endcaps.
- Verpackungseinheit von 4 Stück Endkappen.

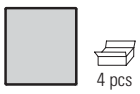

xme333 / xme334

PROFILI A SCATTO PER FISSI | CLIPS PROFILES FOR FIXED FRAMES | KLIPSPROFILE FÜR FESTVERGLASUNGEN

P-01

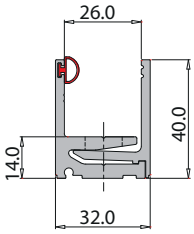

P-02

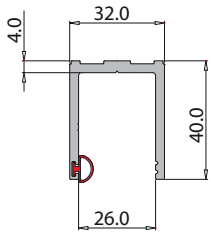

- Questo nuovo profilo migliora nettamente il montaggio perchè rispetto ai precedenti con due guarnizioni da montare, una è gia premontata.
- Easy and quick installation of glass with one gasket premounted.
- Einfache und schnelle Glasmontage, da die Dichtung auf einer Seite vormontiert werden kann.

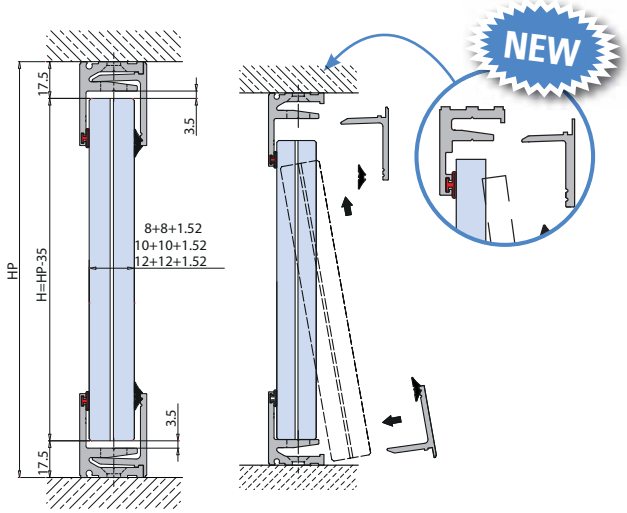

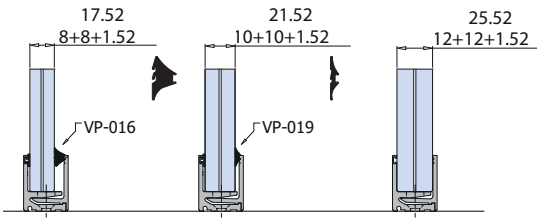

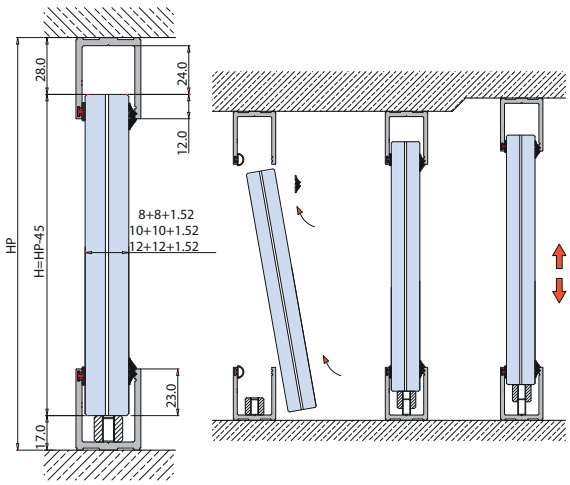

- Dislivello 1 cm.
- Difference 1 cm.
- Höhenunterschied 1 cm.

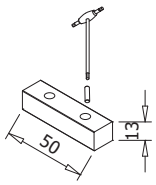

P-057-CF6
- Blocchetto regolabile
- Glass support leveller
- Stellfuß

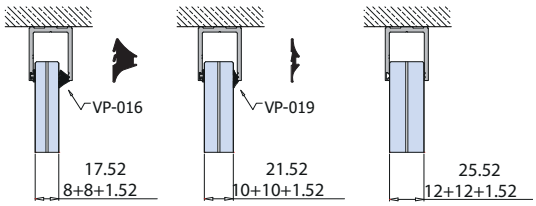

Combinazione P-01 con profilo P-02 | Combination P-01 with P-02 | Kombination P-01 mit P-02

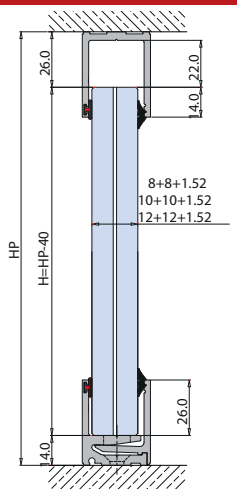

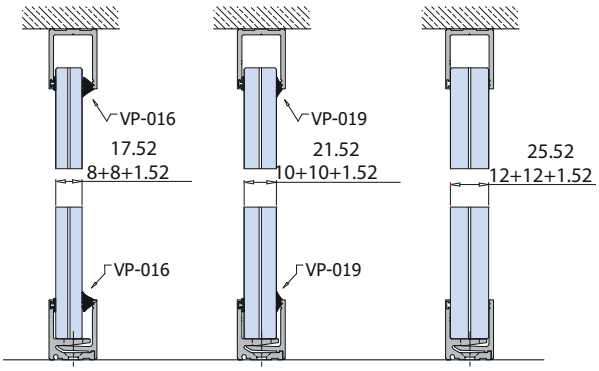

P-01-TA-CF4
P-02-TA-CF4
- Confezione 4 pezzi tappi finali.
- Package unit of 4 pieces endcaps.
- Verpackungseinheit von 4 Stück Endkappen.

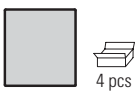

xfb081

PROFILI A SCATTO PER FISSI | CLIPS PROFILES FOR FIXED FRAMES | KLIPSPROFILE FÜR FESTVERGLASUNGEN

P-050



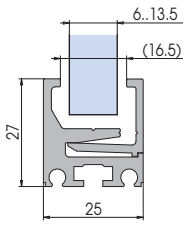

P-055



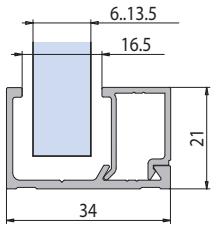

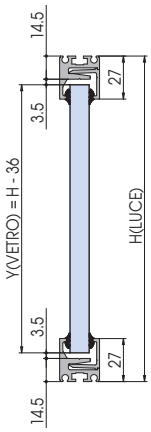

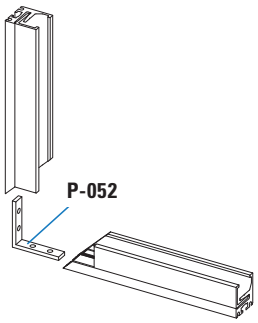

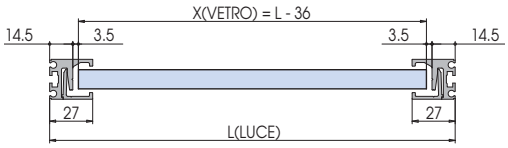

LM = L - 36
HM = H - 36

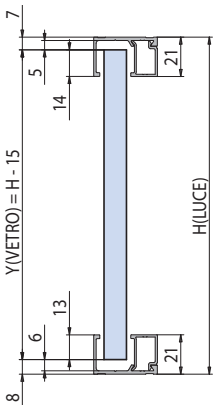

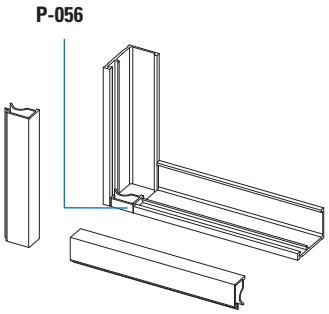

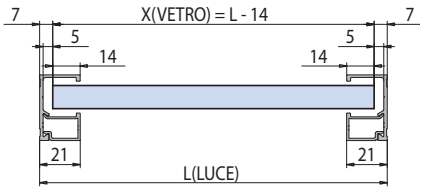

LM = L - 14
HM = H - 15

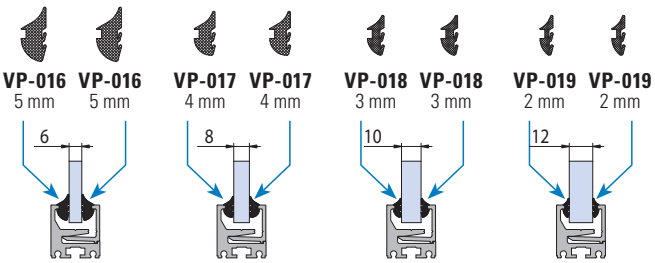

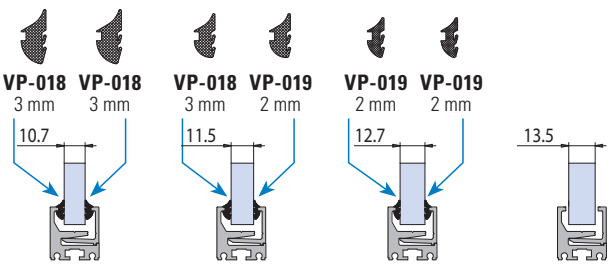

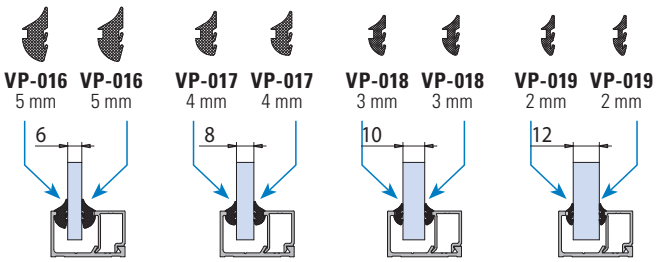

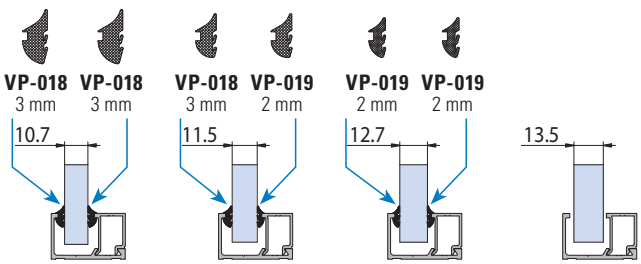

P-051
- Pezzo tappo chiusura.
- Piece endcap.
- Stück Endkappe.

P-057
- Pezzo tappo chiusura.
- Piece endcap.
- Stück Endkappe.

xla221 / xla221a / xla223 / xla224

CANALINE "U"IN ALLUMINIO | U PROFILES IN ALUMINIUM | U-PROFILE AUS ALUMINIUM

V-2036

- Canalina con bordi arrotondati.
- "U" channel.
- U-Profil Aluminium. L = 3000 mm

CR - IXE - AN

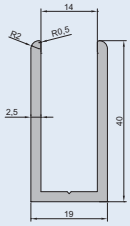

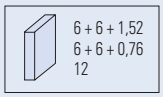

V-2036 -T

- Tappo per profilo
- Endcap
- EndKappe

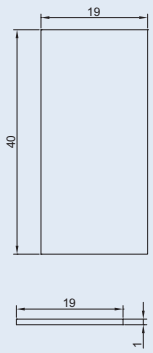

PRICE LIST 2017 ► 182

V-2037

- Canalina con bordi arrotondati.
- "U" channel.
- U-Profil Aluminium. L = 3000 mm

CR - IXE - AN

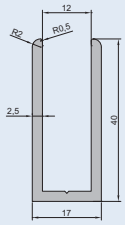

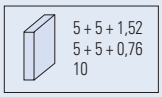

V-2037 -T

- Tappo per profilo
- Endcap
- EndKappe



PRICE LIST 2017 ► 182

V-2038

- Canalina con bordi arrotondati.
- "U" channel.
- U-Profil Aluminium. L = 3000 mm

CR - IXE - AN

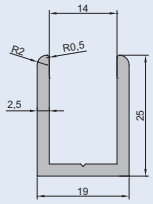

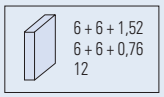

V-2038 -T

- Tappo per profilo
- Endcap
- EndKappe

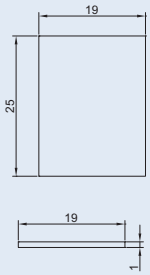

PRICE LIST 2017 ► 182

V-2039

- Tappo per profilo
- Endcap
- EndKappe

CR - IXE - AN

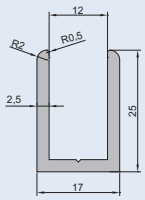

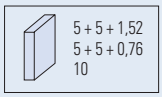

V-2039 -T

- Tappo per profilo
- Endcap
- EndKappe

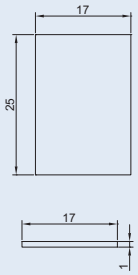

PRICE LIST 2017 ► 182

V-2040

- Canalina con bordi arrotondati.
- "U" channel.
- U-Profil Aluminium. L = 3000 mm

CR - IXE - AN

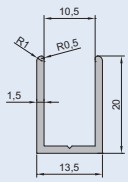

V-2040 -T

- Tappo per profilo
- Endcap
- EndKappe

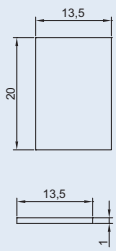

PRICE LIST 2017 ► 182

V-2041

- Tappo per profilo
- Endcap
- EndKappe

CR - IXE - AN

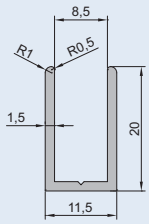

V-2041 -T

- Tappo per profilo
- Endcap
- EndKappe

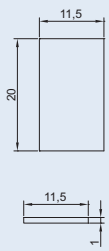

PRICE LIST 2017 ► 182

CANALINE "U"IN ALLUMINIO | U PROFILES IN ALUMINIUM | U-PROFILE AUS ALUMINIUM

B-138

- Canalina spigoli vivi.
- Sharp corner "U" channel.
- U-Profil Aluminium.
  L = 3000 mm

CR - AN

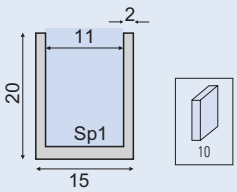

PRICE LIST 2017 ► 183

B-137

- Canalina spigoli vivi.
- Sharp corner "U" channel.
- U-Profil Aluminium.
  L = 3000 mm

CR - AN

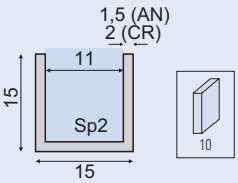

PRICE LIST 2017 ► 183

B-136

- Canalina con bordi arrotondati.
- "U" channel.
- "U"-Profil Aluminium.
  L = 3000 mm

CR

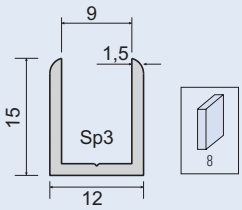

BX-PT-C56 (optional)

B-136-C60 (optional)

PRICE LIST 2017 ► 183

BX-PT-C58

- Profilo a terra.
- Floor profile.
- Bodenprofil.
  L = 3000 mm

CR

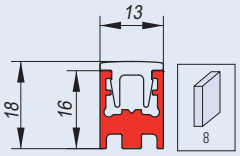

PRICE LIST 2017 ► 183

xla367b

BX-PT-C56

- Coperchio per profilo a terra BX-PT-C58 per tratto entrata doccia.
- Cover profile for floor profile BX-PT-C58, shower entry.
- Profilabdeckung Bodenprofil BX-PT-C58, Duscheinstieg.
  L = 3000 mm

CR

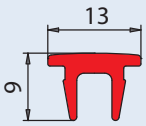

PRICE LIST 2017 ► 183

xla308

CANALINE "U" CON BORDO A SPIGOLO VIVO | U PROFILES | U-PROFILE

IX IL
Materiale | Material | Material
Inox AISI 304
L = 2500 mm

V-2021

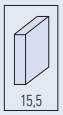

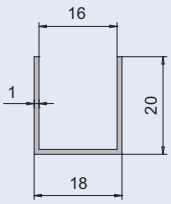

PRICE LIST 2017 ► 184

V-2020

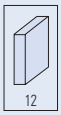

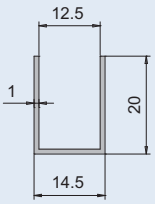

PRICE LIST 2017 ► 184

V-2016

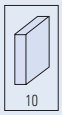

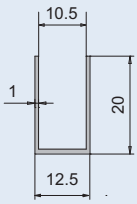

PRICE LIST 2017 ► 184

V-2017

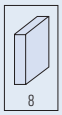

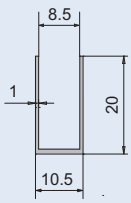

PRICE LIST 2017 ► 184

V-2019

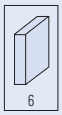

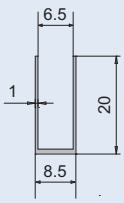

PRICE LIST 2017 ► 184

CANALINE "U" CON BORDO RIPIEGATO | U PROFILES WITH FOLDED EDGE | U-PROFILE MIT ABGERUNDETER KANTE

IX IL
Materiale | Material | Material
Inox AISI 304
L=2500 mm

V-2030

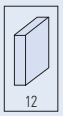

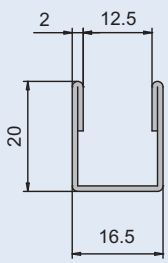

PRICE LIST 2017 ► 184

V-2016-R

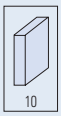

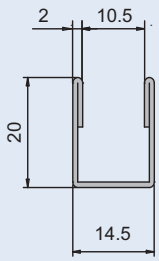

PRICE LIST 2017 ► 184

V-2017-R

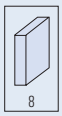

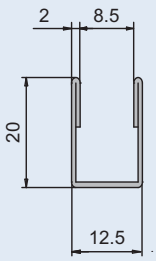

PRICE LIST 2017 ► 184

V-2029

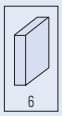

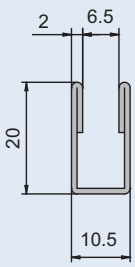

PRICE LIST 2017 ► 184

ANGOLARI | L PROFILES | L-PROFILE

IX **IL**
Materiale | Material | Material
Inox AISI 304
L= 2500 mm

V-2025

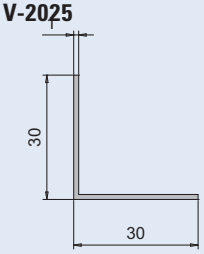

PRICE LIST 2017 ► 185

V-2024

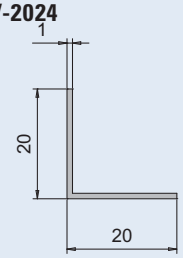

PRICE LIST 2017 ► 185

V-2023

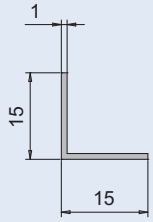

PRICE LIST 2017 ► 185

V-2022

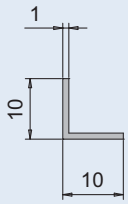

PRICE LIST 2017 ► 185

CANALINE CON ALETTA LATERALE | U PROFILES WITH SIDE PLATE | U-PROFILE MIT SEITLICHER PLATTE

IX **IL**
Materiale | Material | Material
Inox AISI 304
L= 2500

V-2028

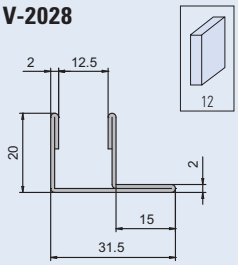

PRICE LIST 2017 ► 185

V-2027

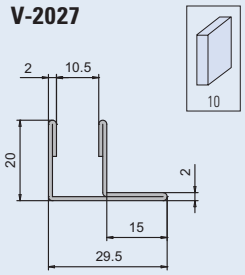

PRICE LIST 2017 ► 185

V-2026

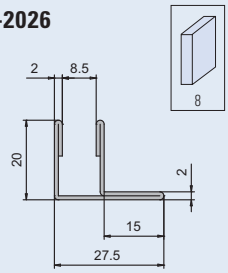

PRICE LIST 2017 ► 185

CANALINE CON ALETTA | U PROFILES WITH PLATE | U-PROFILE MIT PLATTE

IX **IL**
Materiale | Material | Material
Inox AISI 304
L=2500

V-2033

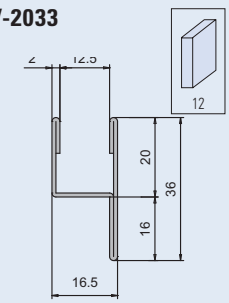

PRICE LIST 2017 ► 186

V-2032

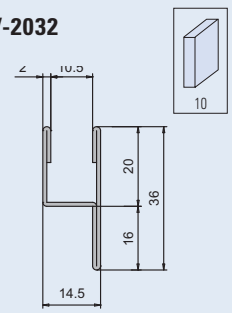

PRICE LIST 2017 ► 186

V-2031

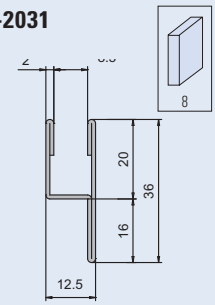

PRICE LIST 2017 ► 186

PROFILI PER VETRI FISSI | PROFILES FOR FIXED PANELS | PROFILE FÜR FESTVERGLASUNGEN



TP-010

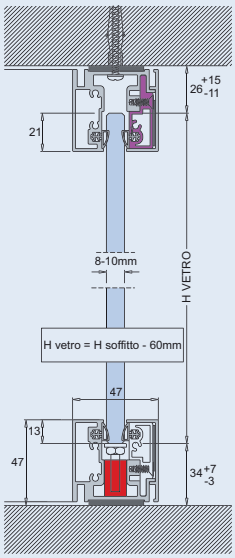

TP-210

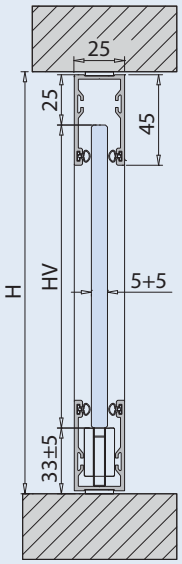

xme357

TP-410

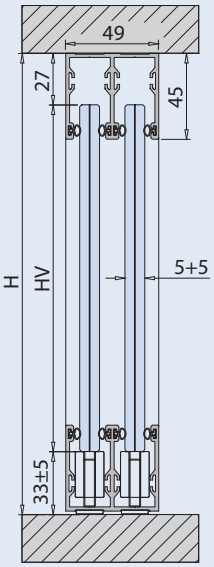

xme358

PPS EVOLUTION

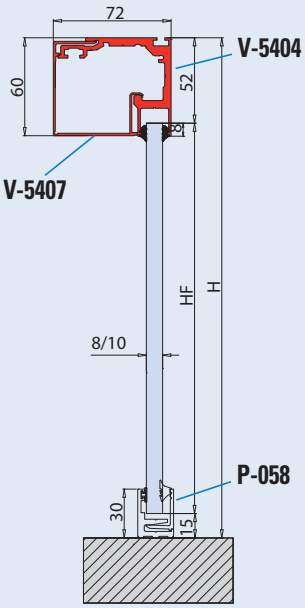

xme350

PRICE LIST 2017 ► 193

PRICE LIST 2017 ► 188

PRICE LIST 2017 ► 190

PRICE LIST 2017 ► 197

ACCESSORI PER TRATTE VETRO FISSO | PARTITION WALL ACCESSORIES | TRENNWAND EINZELTEILE

EASY PARETE



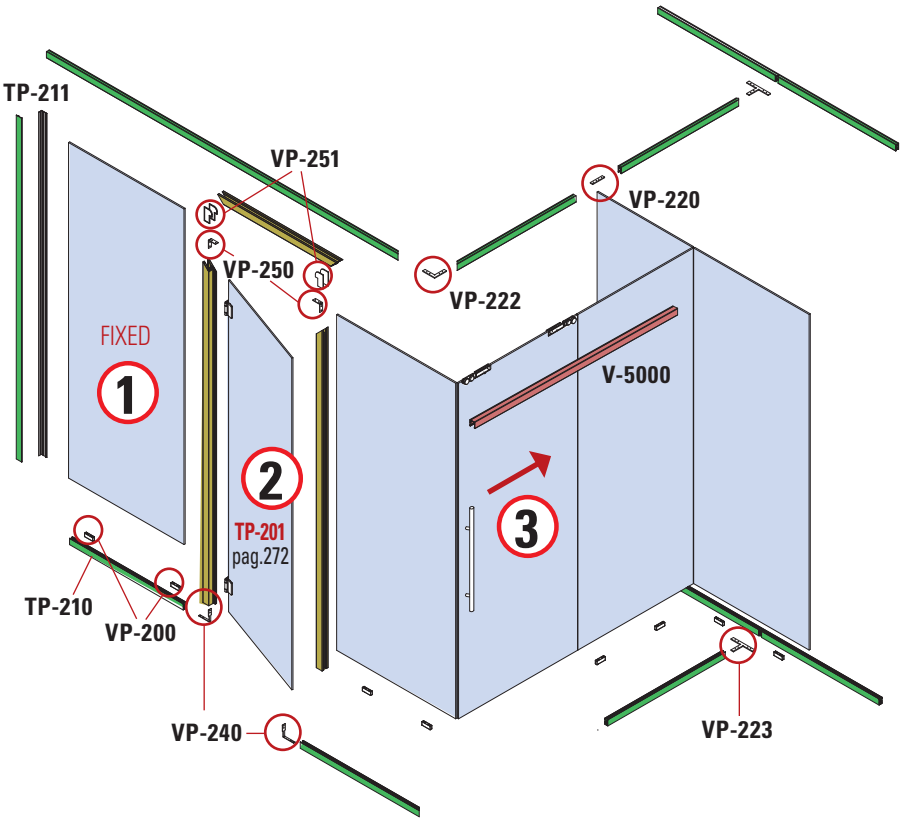

CATAS ESEGUITE PROVE DI CARICO SULLA PORTA E SULLA PARETE

CSI LABORATORIO FISICA TECNICA/ACUSTICA
PROVA:
n° 0022/DC/ACU/15
RISULTATO:
Rw (C;Ctr) = **36** (0;-2) **dB**

1
- Tratta fissa
- Partition wall
- Trennwand

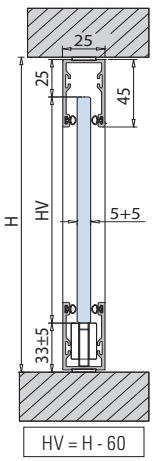

3
- V-5000 Scorrevole
- V-5000 Sliding door
- V-5000 Schiebetür

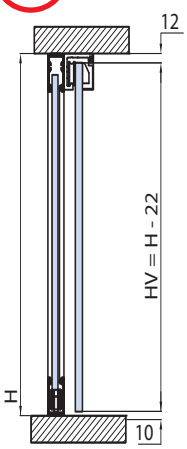

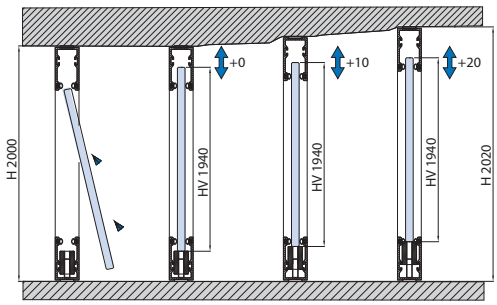

- dislivello 20 mm
- difference 20 mm
- Höhenunterschied 20 mm

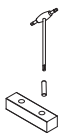

VP-200

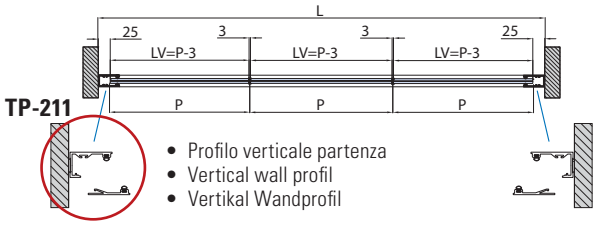

- Profilo verticale partenza
- Vertical wall profil
- Vertikal Wandprofil

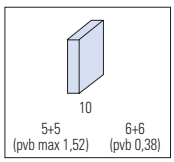

xme357 / xme367h
xme367i / xme367c / xme367l

DUAL GLASS



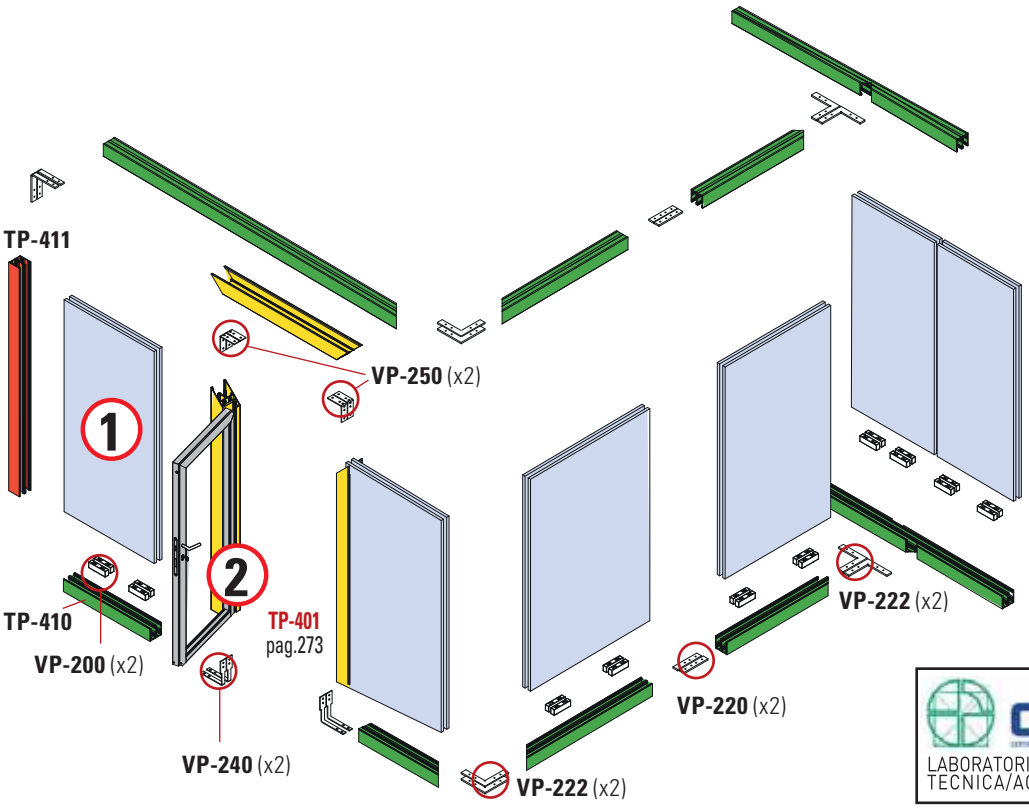

CSI LABORATORIO FISICA TECNICA/ACUSTICA	PROVA: n° 0022/DC/ACU/15 RISULTATO: Rw (C;Ctr) = **40** (0;-2) **dB**

1

- Tratta fissa
- Partition wall
- Trennwand

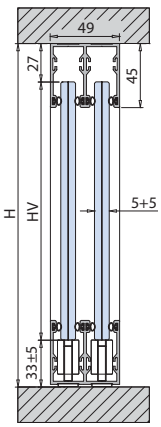

HV = H - 60

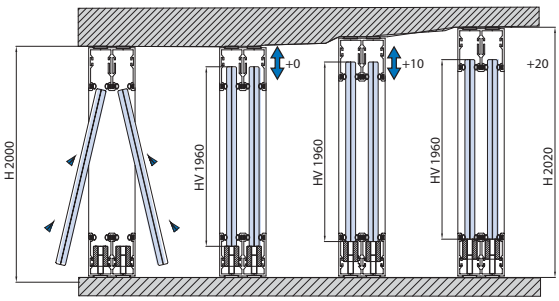

- dislivello 20 mm
- difference 20 mm
- Höhenunterschied 20 mm

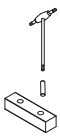

VP-200

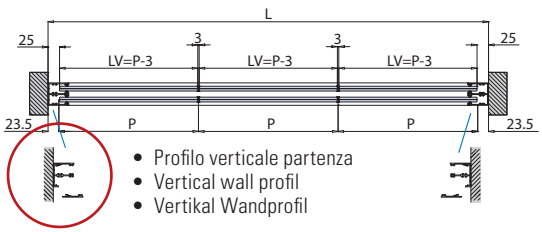

TP-411

- Profilo verticale partenza
- Vertical wall profil
- Vertikal Wandprofil

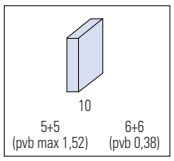

xme358 / xme367o / xme367n / xme367p

ACCESSORI PER TRATTE VETRO FISSO | PARTITION WALL ACCESSORIES | TRENNWAND EINZELTEILE

TP-010

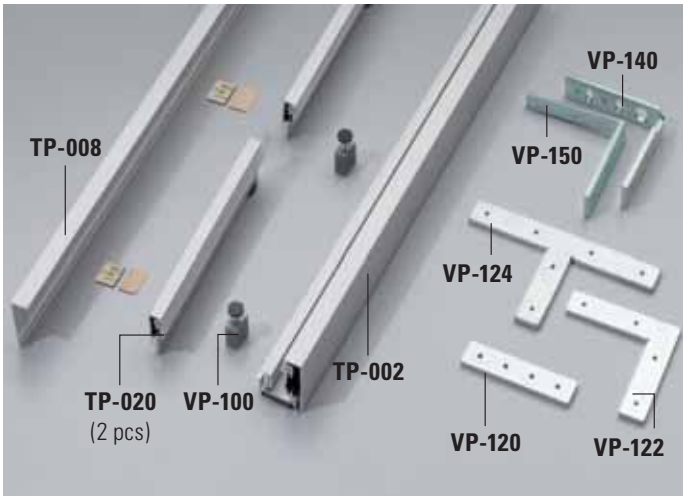

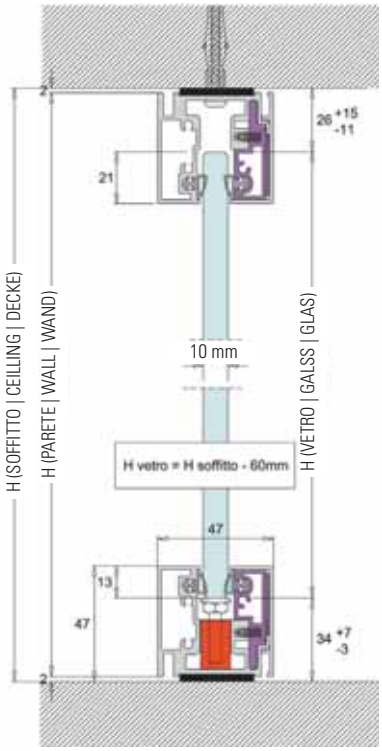

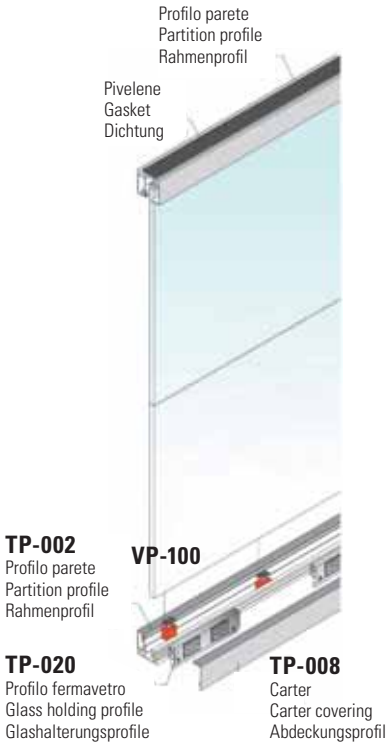

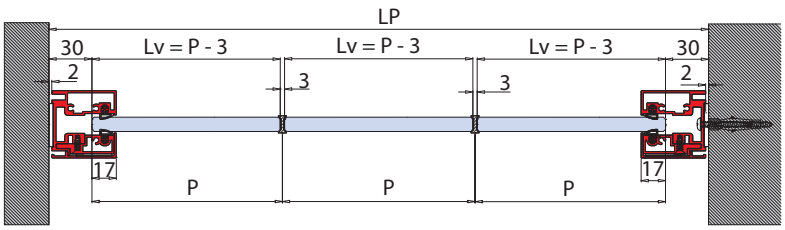

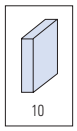

VP-130
- Staffa di collegamento verticale per profili parete.
- Vertical connecting bracket for partition frames.
- Vertikale Verbindungsstange für Wandprofile

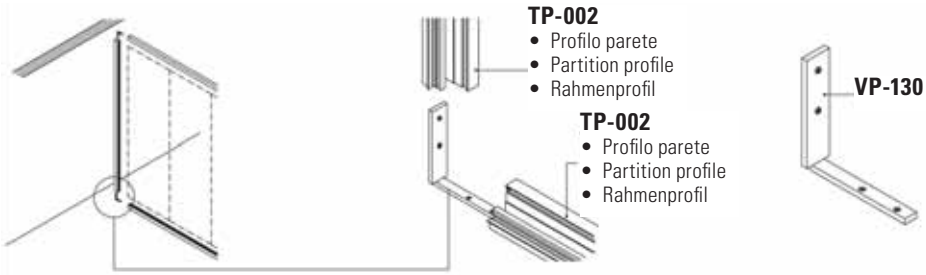

xme375C

PPS EVOLUTION MINI SOFT-CLOSE

- PPS è il nuovo innovativo programma di Profili e Accessori Metalglas che permette la realizzazione di Pareti divisorie in vetro integrate con porte scorrevoli o porte battenti.
- PPS is the new Metalglas Profiles and Accessories program, which allow the realisation of partition wall integrated with sliding or pivoting doors.
- PPS das neue Profil- und Zubehörprogramm von Metalglas. In diesem Programm sind die Trennwände mit den Dreh- und Schiebetüren in einem einzigen System zusammengefasst.

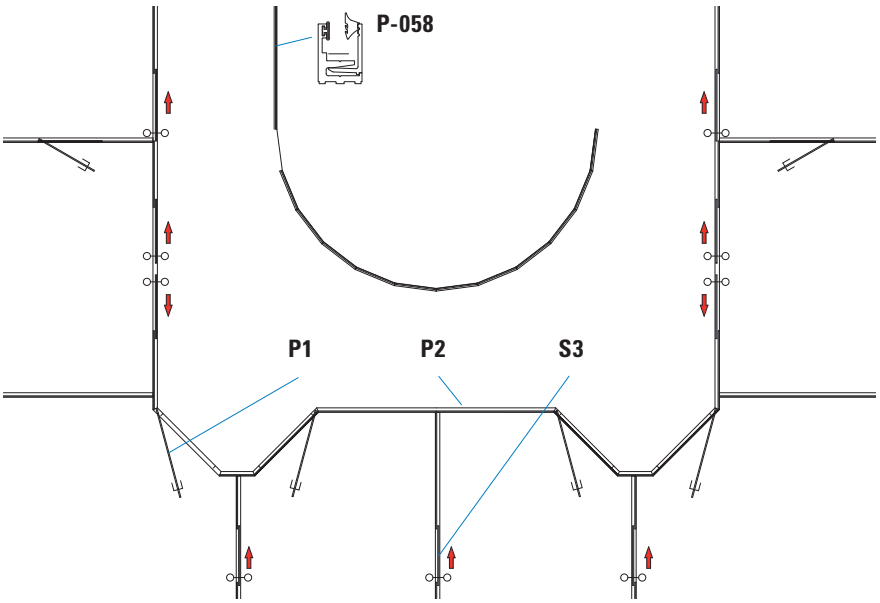

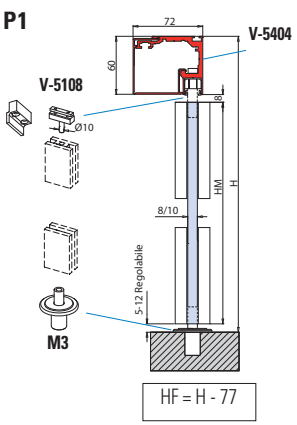

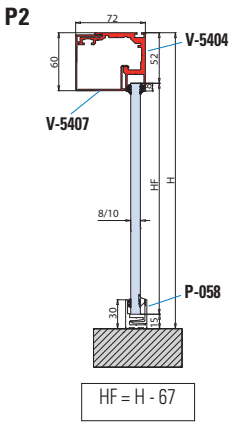

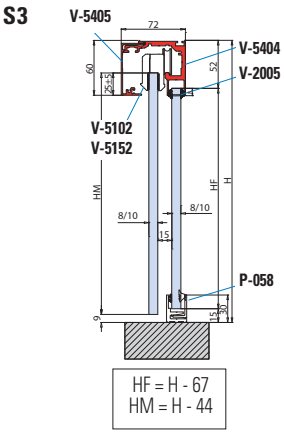

HF = H - 67
HM = H - 44

- Profili a scatto per fissi
- Aluminium Profiles for fixed panels
- Rahmensysteme aus Aluminium für Festverglasungen

xme350

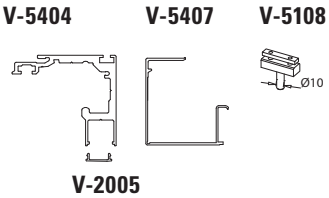

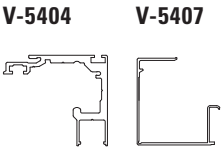

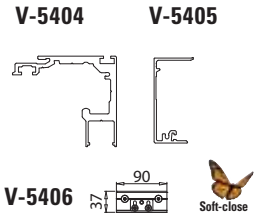

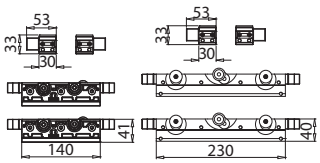

PROFILI IN POLICARBONATO BIADESIVI POLYCARBONATE PROFILE WITH ADHESIVE POLYCARBONATPROFILE SELBSTKLEBEND

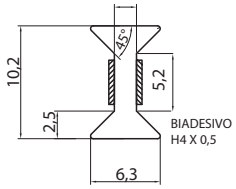

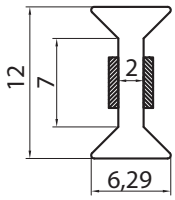

VP-21

- Profilo in policarbonato ad H per giunzione vetro 2 vie in linea con biadesivo 3M su ambo i lati.
- H polycarbonate transparent profile with adhesive fixing for glass 10 mm.
- H Polycarbonatprofil selbstklebend für Glas 10 mm.

VP-22

- Profilo in policarbonato ad H per giunzione vetro 2 vie in linea con biadesivo 3M su ambo i lati. Profili in barre da 3 metri - per spessore vetro 12 mm. e 5+5+1,52
- H polycarbonate transparent profile with adhesive fixing for glass 12 and 5+5+1,52 mm. Profile in bars of 3 mt.
- H Polycarbonatprofil selbstklebend für Glas 12 und 5+5+1,52 mm.



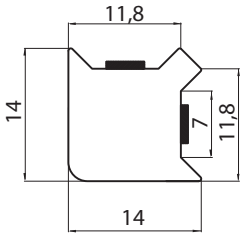

VP-23

- Profilo in policarbonato per giunzione vetro 2 vie a 90° con biadesivo 3M sui lati. Profili in barre da 3 metri
- per spessore vetro 10/12 mm. e 5+5+1,52
- 2 way joints polycarbonate transparent profile with adhesive fixing for glass 10/12 mm. and 5+5+1,52 mm.
- 2-Wege Polycarbonatprofil selbstklebend für Glas 10/12 mm und 5+5+1,52 mm.



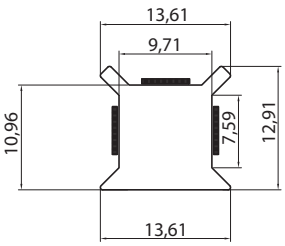

VP-24

- Profilo in policarbonato per giunzione vetro 3 vie con biadesivo 3M sui lati. Profili in barre da 3 metri
- per spessore vetro 10/12 mm. e 5+5+1,52
- 3 way joints polycarbonate transparent profile with adhesive fixing for glass 10/12 mm. and 5+5+1,52 mm.
- 3-Wege Polycarbonatprofil selbstklebend für Glas 10/12 mm und 5+5+1,52 mm.

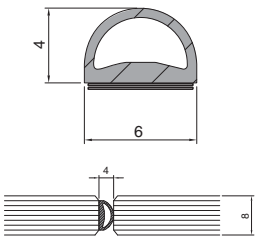

WRU-S60/40R

- Guarnizione neutra per vetro 8 mm. con fissaggio adesivo
- Neutral gasket for glass 8 mm. with adhesive fixing
- Dichtungsprofil für 8 mm Glaskante selbstklebend.

10 mt 50 mt

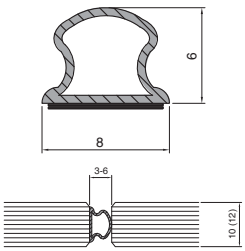

WRU-S100/60Z

- Guarnizione neutra per vetro 10-12 mm. con fissaggio adesivo
- Neutral gasket for glass 10-12 mm. with adhesive fixing
- Dichtungsprofil für 10/12 mm Glaskante selbstklebend.

10 mt 100 mt

STIPITI SU VETRO | ALUMINIUM FRAMES WITH FIXED SIDE PANELS | ALUZARGEN MIT SEITENTEILEN

TP-201

TP-201 ▶ 272

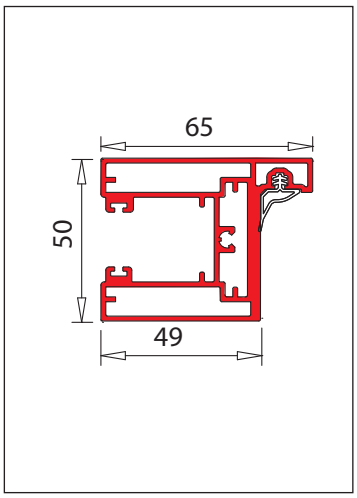

xme367b

PRICE LIST 2017 ▶ 189

TP-401

TP-401 ▶ 273

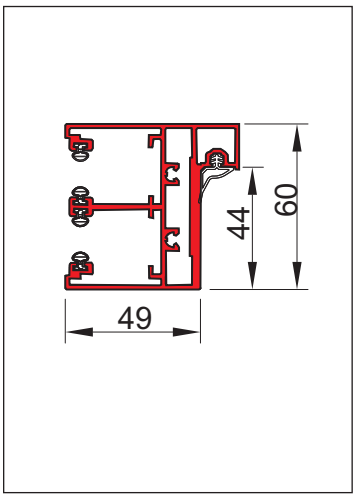

xme367a / xme369

PRICE LIST 2017 ▶ 191

P-030-V

P-030-V ▶ 274

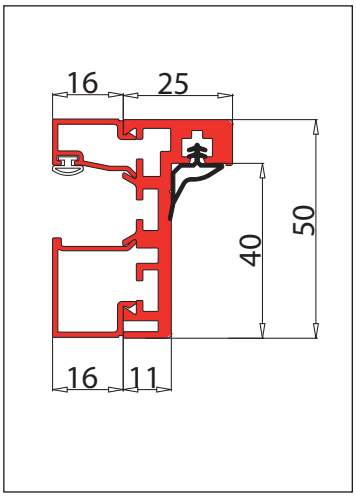

xme373g

PRICE LIST 2017 ▶ 199

P-080-V

P-080-V ▶ 275

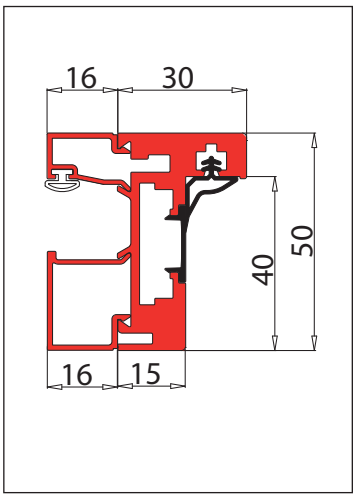

xme378b

PRICE LIST 2017 ▶ 200

P-085-V

P-085-V ▶ 276

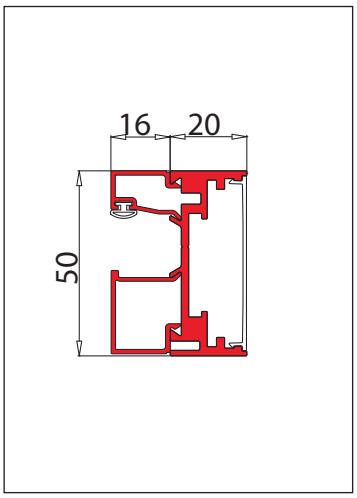

xme373d

PRICE LIST 2017 ▶ 201

TP-100

TP-100 ▶ 277

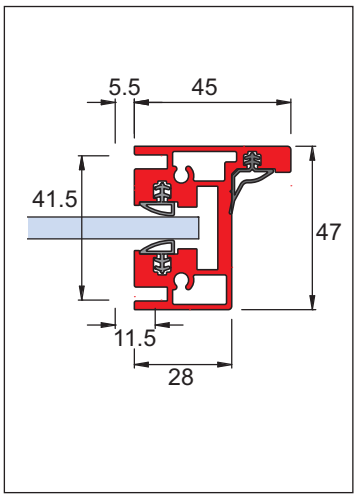

xme375A

PRICE LIST 2017 ▶ 195

TP-201

TP-201

- Stipite porta battente
- Door frame for hinged door
- Aluzarge

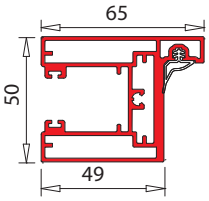

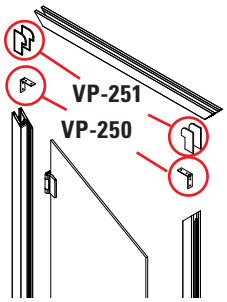

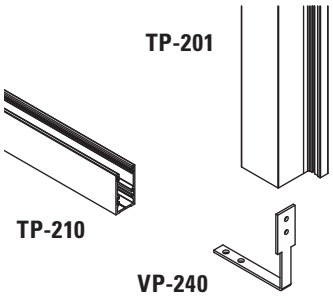

- Porta battente vetro con cerniere
- Glass door with hinges
- Glastür mit Bänder

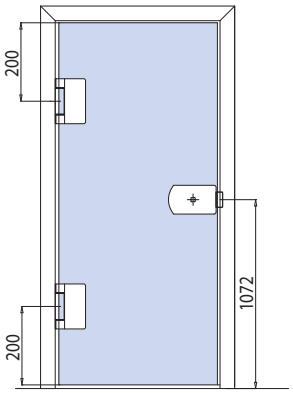

- Con regolazione
- With adjustment
- Mit Verstellung

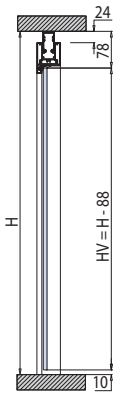

- Senza regolazione
- Without adjustment
- Ohne Verstellung

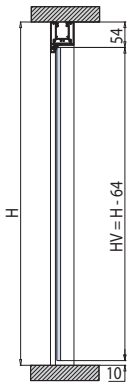

Fresatura per regolazione a cura del cliente
Milling for adjustment by the customer
Fräsung für Verstellung bauseits

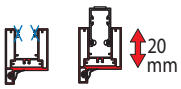

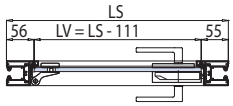

PO-100 / PO-200

- Telaio porta battente
- Door panel surround
- Flügelrahmen

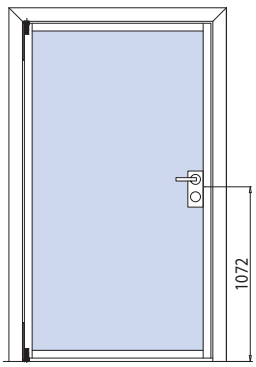

- Con regolazione
- With adjustment
- Mit Verstellung

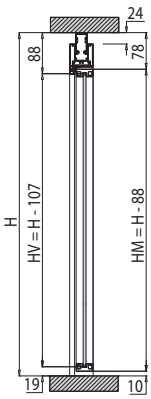

- Senza regolazione
- Without adjustment
- Ohne Verstellung

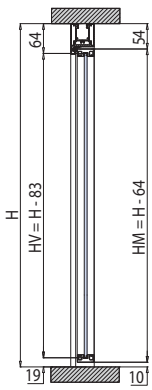

Fresatura per regolazione a cura del cliente
Milling for adjustment by the customer
Fräsung für Verstellung bauseits

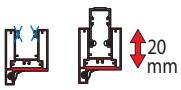

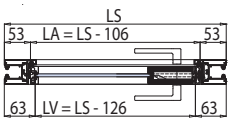

xme367b

TP-401

2



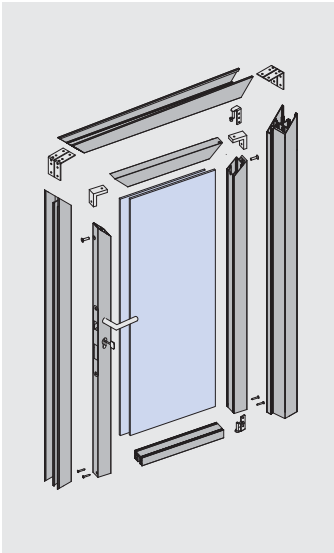

TP-401

- Stipite porta battente
- Door frame for hinged door
- Aluzarge

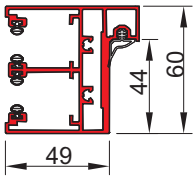

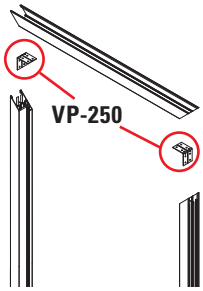

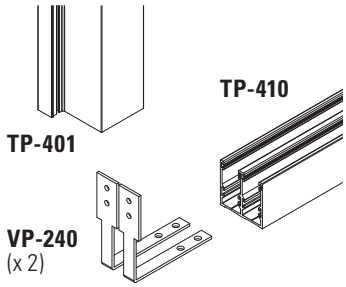

TP-405

- Telaio porta battente
- Door panel surround
- Flügelrahmen

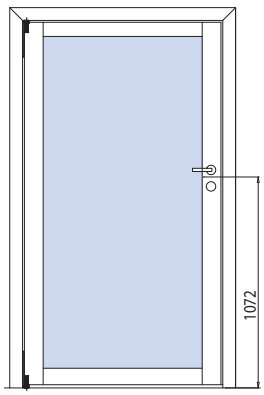

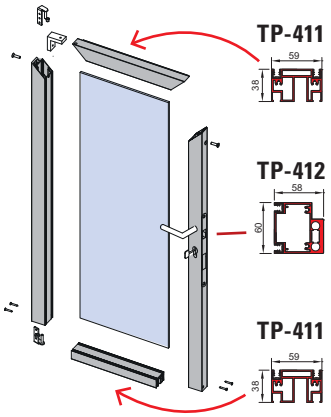

- Con regolazione
- With adjustment
- Mit Verstellung

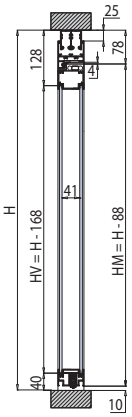

- Senza regolazione
- Without adjustment
- Ohne Verstellung

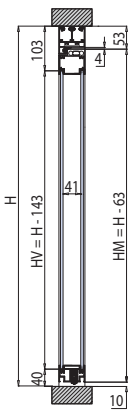

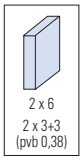

TP-411

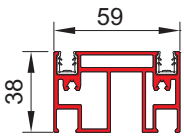

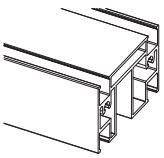

Fresatura per regolazione a cura del cliente
Milling for adjustment by the customer
Fräsung für Verstellung bauseits

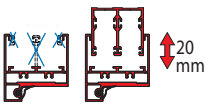

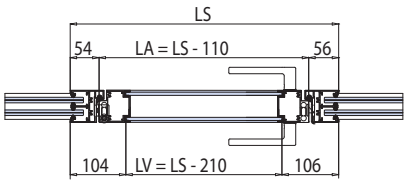

TP-412

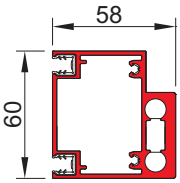

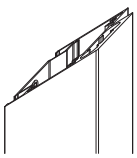

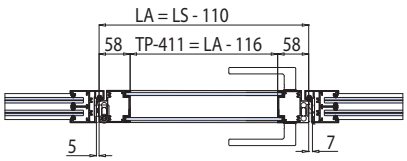

xme367a / xme369

P-030-V



P-088 con/with/mit P-030 or P-031

P-012-CF4

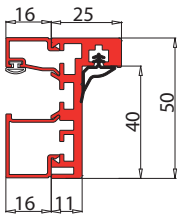

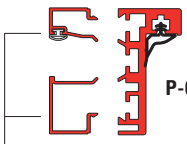

P-088
- Coppia profili L=3000 mm per fissaggio vetro fisso
- Pair clipping profiles L=3000 mm for fixed panels
- Paar klips Profile L=3000 mm für Fixierung des Festteils

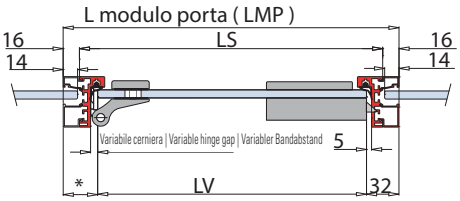

HS = H
LS = LPM - 32

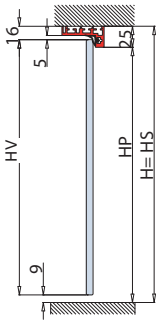

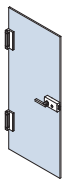

V-509 V-709 V-409 V-809

LV = LMP - (34* + 32)
HV = H - 25

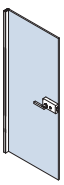

P-08

LV = LMP - (36* + 32)
HV = H - 25

P0-200 PO-100

LA = LMP - (32* + 32)
HA = H - 25

ESEMPIO MONTAGGIO | ASSEMBLY | MONTAGE

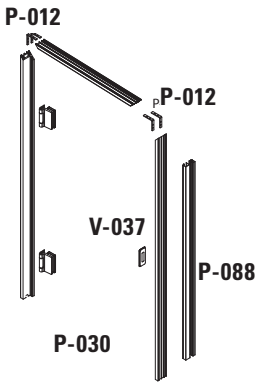

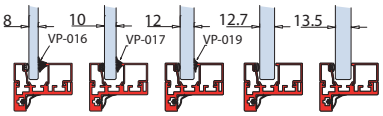

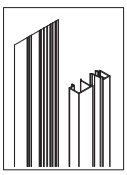

P-088
- Profili fermavetro
- Clipping profiles for fixed panel
- Klips profile für Festverglasung

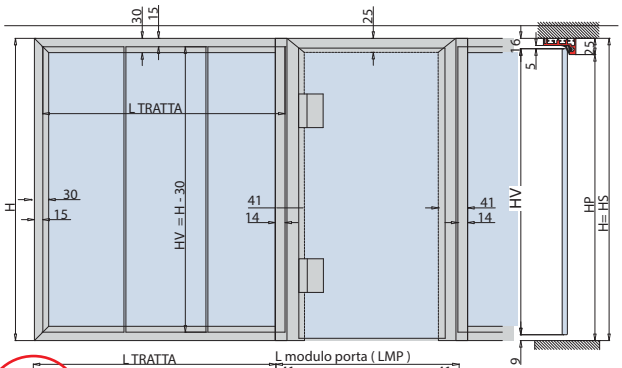

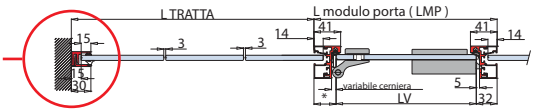

P-058
► 255

HV = H - 25

xme373g

P-080-V

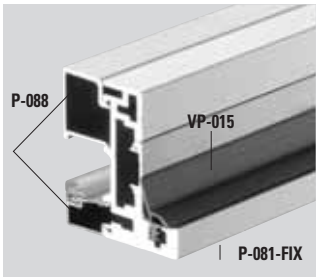

P-088 con/with/mit P-080 or P-081

P-083 - CF2

P-082
- Per fissaggio cerniere
- For hinges installation
- Befestigungsplatte für Bänder

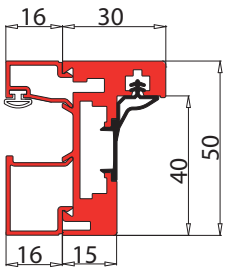

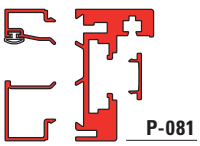

P-088
- Coppia profili L=3000 mm per fissaggio vetro fisso
- Pair clipping profiles L=3000 mm for fixed panels
- Paar klips Profile L=3000 mm für Fixierung des Festteils

L modulo porta (LMP)

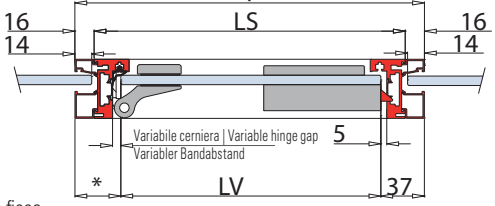

HS = H
LS = LPM - 32

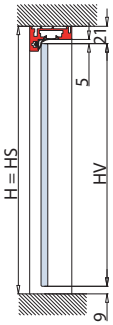

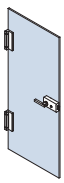

V-509 V-709 V-409 V-809

LV = LMP - (39* + 37)
HV = H - 30

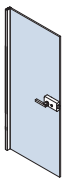

P-08

LV = LMP - (41* + 37)
HV = H - 30

PO-200 PO-100

LA = LMP - (37* + 37)
HA = H - 30

ESEMPIO MONTAGGIO | ASSEMBLY | MONTAGE

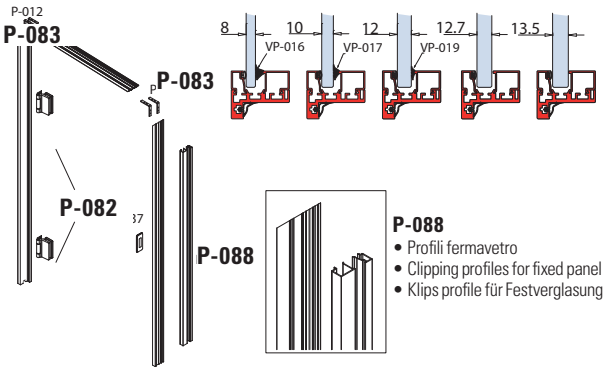

P-088
- Profili fermavetro
- Clipping profiles for fixed panel
- Klips profile für Festverglasung

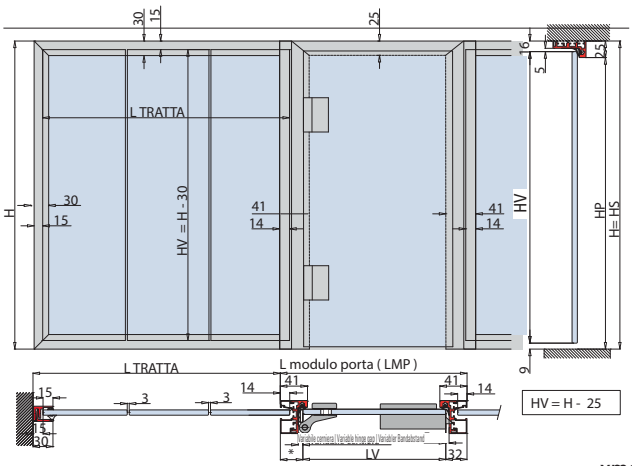

xme378b

P-085-V

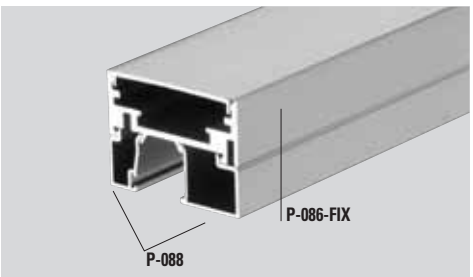

P-088 con/with/mit P-085 or P-086



P-083 - CF2

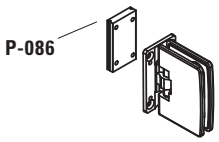

P-082 **V-508**

- Per fissaggio cerniere
- For hinges installation
- Befestigungsplatte für Bänder

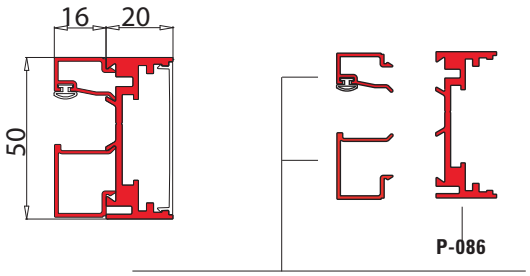

P-088

- Coppia profili L=3000 mm per fissaggio vetro fisso
- Pair clipping profiles L=3000 mm for fixed panels
- Paar klips Profile L=3000 mm für Fixierung des Festteils

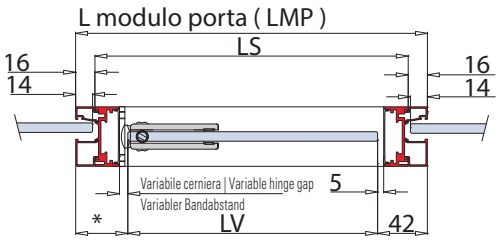

HS = H
LS = LPM - 32

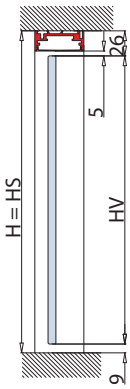

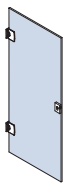

V-508

LV = LP - (44* + 42)
HV = H - 35



B-100

LV = LMP - (44* + 42)
HV = H - 35

ESEMPIO MONTAGGIO | ASSEMBLY | MONTAGE

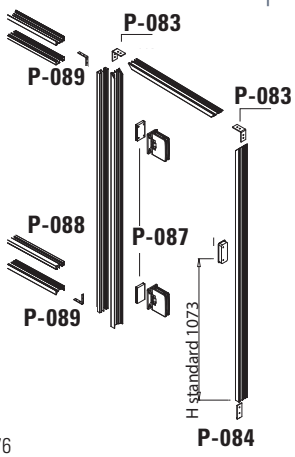

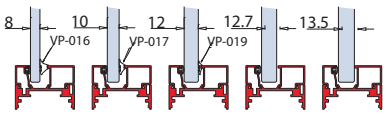

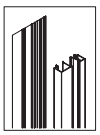

P-088

- Profili fermavetro
- Clipping profiles for fixed panel
- Klips profile für Festverglasung

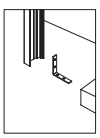

P-089

- Angolare per stipite
- Bracket
- Verbinder

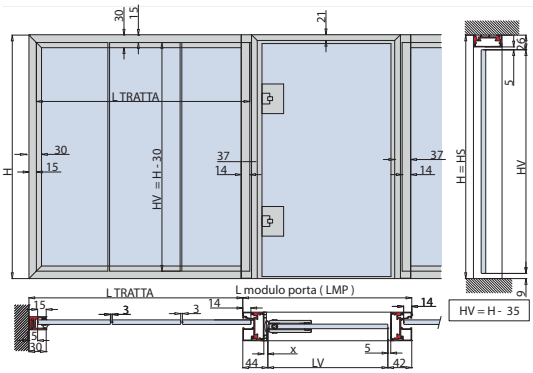

xme373d

STIPITE ALLUMINIO PER PARETE DIVISORIA | PARTITION WALL ALUMINIUM FRAME | ALU-ZARGEN FÜR TRENNWAND

TP-100

- Stipite porta battente
- Door frame for hinged door
- Aluzarge

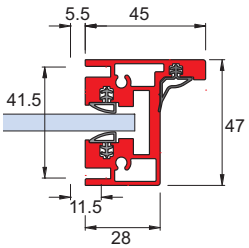

- Guarnizioni vetro
- Glass gasket
- Dichtung

- Staffa collegamento stipiti
- Door frame connecting bracket
- Stange zum Verbinden der Türzarge

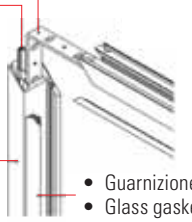

- Profilo stipite
- Door frame profile
- Türzargenprofil

- Guarnizione di battuta porta
- Glass gasket
- Dichtung

TP-100
- Stipite
- Door frame profile
- Türzarge

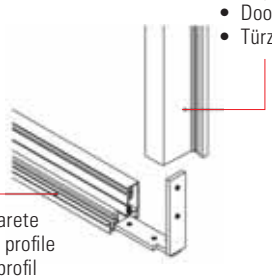

TP-002
- Profilo parete
- Partition profile
- Rahmenprofil

- Porta battente vetro con cerniere
- Glass door with hinges
- Glastür mit Bänder

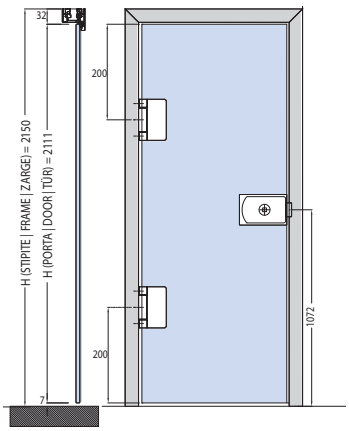

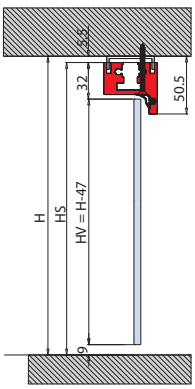

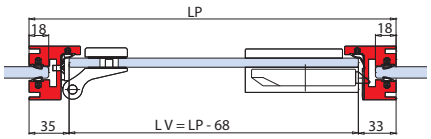

PO-100 / PO-200

- Porta battente intelaiata in alluminio.
- Door with Aluminium panel.
- Drehtür mit Flügelrahmen aus Aluminium.

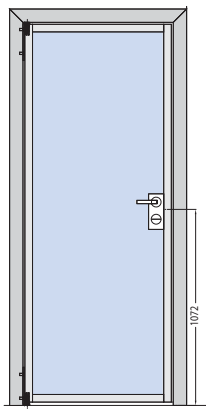

PO-200
PO-100

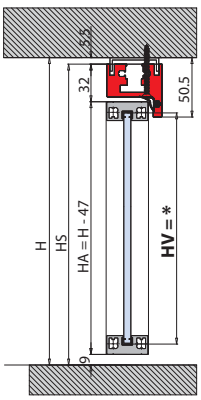

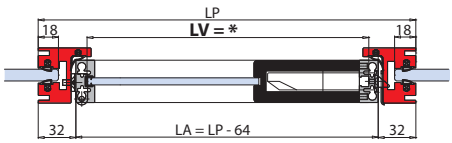

* **PO-100:** (►pag 290)
HV = HA - 19
LV = LA - 19

6

* **PO-200:** (►pag 291)
HV = HA - 27
LV = LA - 15

8

xme375A

STIPITI SU MURO | ALUMINIUM FRAMES | ALUZARGEN

P-030

P-030 ▶ 280

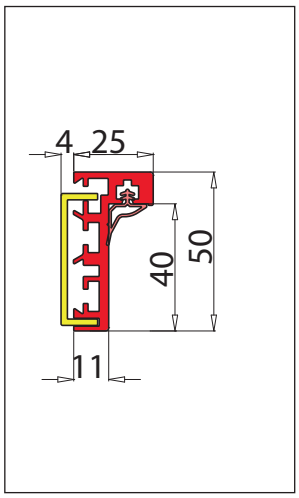

xme373f

PRICE LIST 2017 ▶ 199

P-080-SL

P-080-SL ▶ 281

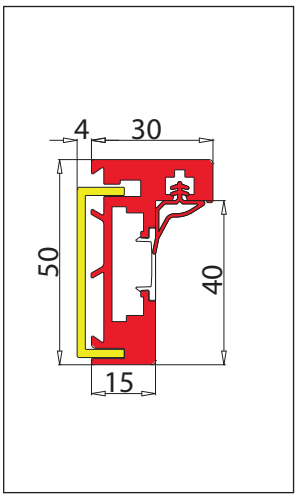

xme373a

PRICE LIST 2017 ▶ 200

P-040

P-040 ▶ 283

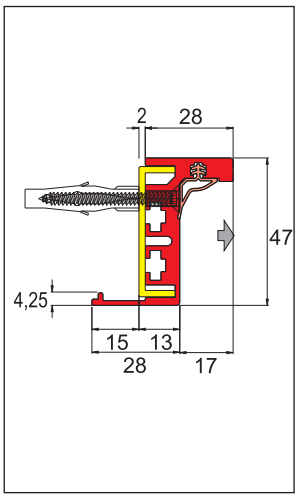

xme373h

PRICE LIST 2017 ▶ 202

P-085

P-085 ▶ 282

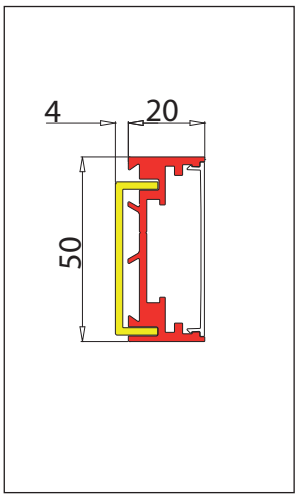

xme373c

PRICE LIST 2017 ▶ 201

TP-300

TP-300 ▶ 284

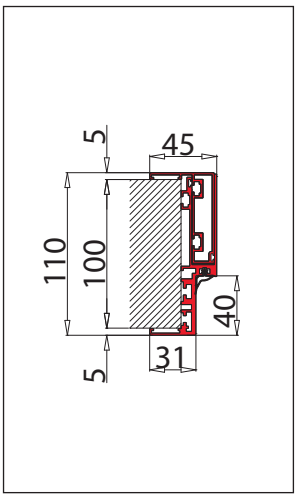

xme373e

PRICE LIST 2017 ▶ 203

TP-250

TP-250 ▶ 285

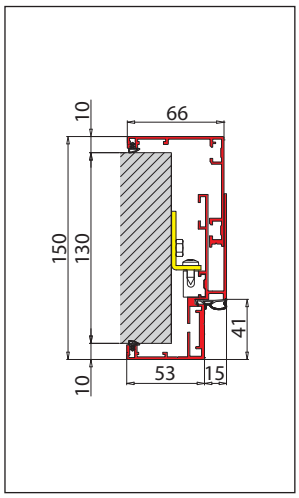

xmc062

PRICE LIST 2017 ▶ 204

TS-04

TS-04 ▶ 286

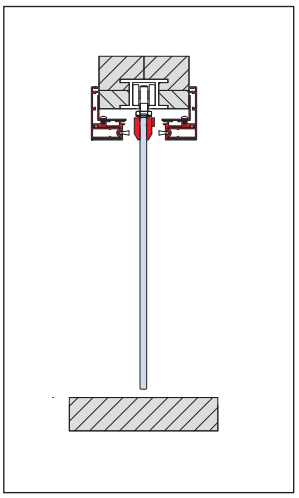

xfb015-1

PRICE LIST 2017 ▶ 205

P-030



P-030
- Profilo stipite in alluminio anodizzato naturale lavorato a misura cliente. Tagliato a 45°
- Door frame complete in anodised aluminium. Corners cut 45°available in the requested sizes.
- Anschlagtürzarge komplett aus eloxiertem Aluminium, erhältlich in den gewünschten Maßen mit Schnitt 45°

P-031 - FIX
- Profilo stipite in alluminio anodizzato naturale fornito in barre, escluse guarnizioni VP-015
- Aluminium door jamb profile natural anodised without gaskets VP-015, supplied in bars.
- Aluminiumprofil Türzarge natur-eloxiert, in Stangen. ohne Dichtungen VP-015

P-012-CF4
- Squadrette per stipite P-030, P-031
- Connectors for profile P-030, P-031
- Verbinder für Profile P-030, P-031

P-033
- Profilo optional per regolazione P-030, P-031
- Optional wall profile for adjustment P-030, P-031
- Wandprofil für Verstellung P-030, P-031

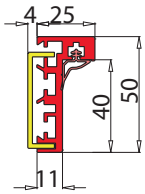

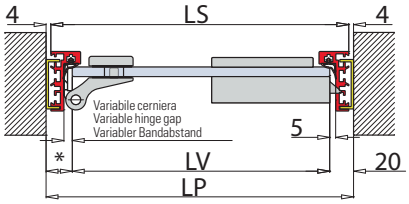

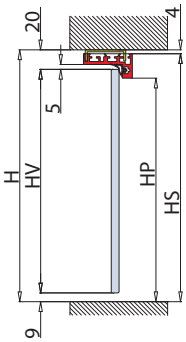

Con/With/Mit P-033

HS = H - 4
LS = LP - 8

Senza/Without/Ohne P-033

HS = H
LS = LP

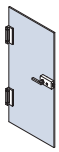

Con/With/Mit P-033

V-509 V-709 V-409 V-809

LV = LP- (20 + 22*)
HV = H - 29

Senza/Without/Ohne P-033

V-509 V-709 V-409 V-809

LV = LP - (16 + 18*)
HV = H - 25

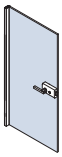

Con/With/Mit P-033

P-08

LV = LP - (20 + 24*)
HV = H - 29

Senza/Without/Ohne P-033

P-08

LV = LP - (16 + 20*)
HV = H - 25

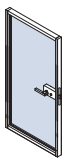

Con/With/Mit P-033

PO-200 PO-100

LA = LP - (20 + 20*)
HA = H - 29

Senza/Without/Ohne P-033

PO-200 PO-100

LA = LP - (16 + 16*)
HA = H - 25

P-080-SL









P-080-SL
- Profilo stipite in alluminio anodizzato naturale lavorato a misura cliente. Tagliato a 45°
- Door frame complete in anodised aluminium. Corners cut 45°available in the requested sizes.
- Anschlagtürzarge komplett aus eloxiertem Aluminium, erhältlich in den gewünschten Maßen mit Schnitt 45°

P-081-FIX
- Profilo stipite in alluminio anodizzato naturale fornito in barre, escluse guarnizioni VP-015
- Aluminium door jamb profile natural anodised without gaskets VP-015, supplied in bars
- Aluminiumprofil Türzarge natur-eloxiert in Stangen ohne Dichtungen VP-015.

P-082
- Per fissaggio cerniere
- For hingest installation
- Befestigungsplatte für Bänder

P-033
- Profilo optional per regolazione P-080, P-081
- Optional wall profile for adjustment P-080, P-081
- Wandprofil für Verstellung P-080, P-081

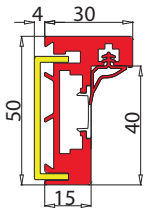

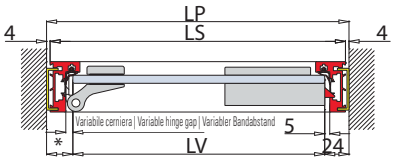

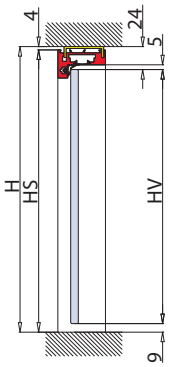

Con/With/Mit P-033

HS = H - 4
LS = LP - 8

Senza/Without/Ohne P-033

HS = H
LS = LP

Con/With/Mit P-033

V-509 V-709 V-409 V-809

LV = LP - (26*+24)
HV = H - 33

Senza/Without/Ohne P-033

V-509 V-709 V-409 V-809

LV = LP - (22*+20)
HV = H - 29

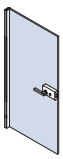

Con/With/Mit P-033

P-08

LV = LP - (28 + 24*)
HV = H - 33

Senza/Without/Ohne P-033

P-08

LV = LP - (24 + 20*)
HV = H - 29

Con/With/Mit P-033

PO-200 PO-100

LA = LP - (24 + 24*)
HA = H - 33

Senza/Without/Ohne P-033

PO-200 PO-100

LA = LP - (20 + 20*)
HA = H - 29

ESEMPIO MONTAGGIO | ASSEMBLY | MONTAGE

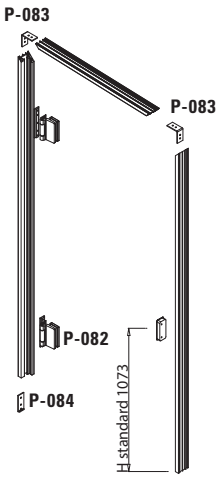

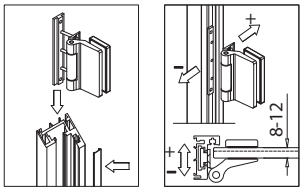

P-082
- Piastrina ad infilare nello stipite per cerniere verticali: V-409, V-509, V-709, V-809. Regolabile in altezza e in profondità per i vari spessori di vetro, cerniere non incluse.
- Fixing plate for hinges V-409, V-509, V-709, V-809 in heigth and depth, adjustable for different glass thickness. Hinges not included.
- Befestigungsplatte für Bänder V-409, V-509, V-709, V-809, Frei höhen und Tiefenverstellbar für verschiedene Glasstärken. Bänder nicht enthalten

xme373a

P-085





P-085
- Profilo stipite in alluminio anodizzato naturale lavorato a misura cliente. Tagliato a 45°
- Door frame complete in anodised aluminium. Corners cut 45°available in the requested sizes.
- Anschlagtürzarge komplett aus eloxiertem Aluminium, erhältlich in den gewünschten Maßen mit Schnitt 45°

P-086-FIX
- Profilo stipite in alluminio anodizzato naturale fornito in barre, escluse guarnizioni VP-015
- Aluminium door jamb profile natural anodised without gaskets VP-015, supplied in bars
- Aluminiumprofil Türzarge natur-eloxiert in Stangen, ohne Dichtungen VP-015

P-083-CF2
- Squdrette per stipite P-085, P-086
- Connectors for profile P-085, P-086
- Verbinder für Profile P-085, P-086

P-033
- Profilo optional per regolazione P-080, P-081
- Optional wall profile for adjustment P-080, P-081
- Wandprofil für Verstellung P-080, P-081

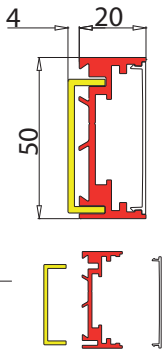

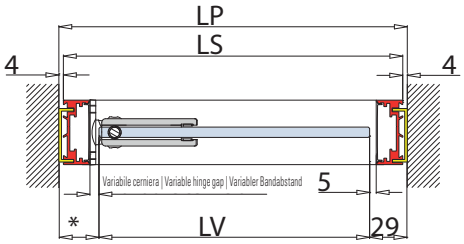

Con/With/Mit P-033

HS = H - 4
LS = LP - 8

Senza/Without/Ohne P-033

HS = H
LS = LP

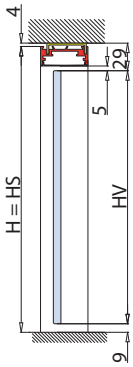

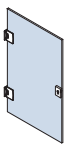

Con/With/Mit P-033

V-508

LV = LP - (31*+29)
HV = H - 38

Senza/Without/Ohne P-033

V-509 V-709 V-409 V-809

LV = LP - (27*+25)
HV = H - 34

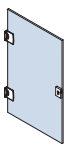

Con/With/Mit P-033

B-100

LV = LP - (31 + 29*)
HV = H - 38

Senza/Without/Ohne P-033

B-100

LV = LP - (27 + 25*)
HV = H - 34

ESEMPIO MONTAGGIO | ASSEMBLY | MONTAGE

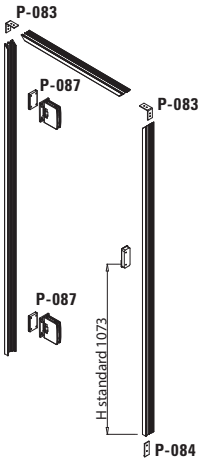

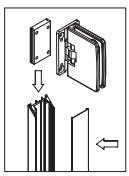

P-087
- Piastrina ad infilare nello stipite per cerniere verticali V-508. Regolabile in altezza e in profondità per i vari spessori di vetro, cerniere non incluse.
- Fixing plate for hinges V-508 in heigth and depth, adjustable for different glass thickness. Hinges not included.
- Befestigungsplatte für Bänder V-508, Frei höhen und Tiefenverstellbar für verschiedene Glasstärken Bänder nicht enthalten

xme373c

P-040





P-040
- Profilo stipite in alluminio anodizzato naturale lavorato a misura cliente. Tagliato a 45°
- Door frame complete in anodised aluminium. Corners cut 45°available in the requested sizes.
- Anschlagtürzarge komplett aus eloxiertem Aluminium, erhältlich in den gewünschten Maßen mit Schnitt 45°

P-041-FIX
- Profilo stipite in alluminio anodizzato naturale fornito in barre, escluse guarnizioni VP-015
- Aluminium door jamb profile natural anodised without gaskets VP-015, supplied in bars
- Aluminiumprofil Türzarge natur-eloxiert in Stangen, ohne Dichtungen VP-015

P-012-CF4
- Squadrette per stipite P-040, P-041
- Connectors for profile P-040, P-041
- Verbinder für Profile P-040, P-041

P-033
- Profilo optional per regolazione P-040, P-041
- Optional wall profile for adjustment P-040, P-041
- Wandprofil für Verstellung P-040, P-041

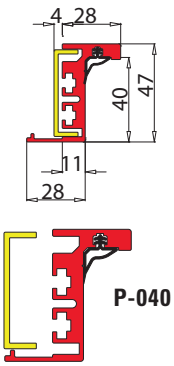

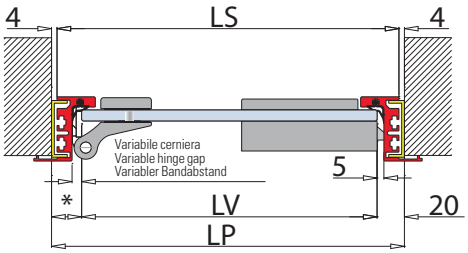

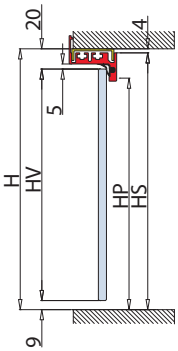

Con/With/Mit P-033

HS = H - 4
LS = LP - 8

Senza/Without/Ohne P-033

HS = H
LS = LP

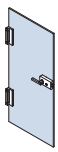

Con/With/Mit P-033

V-509 V-709 V-409 V-809

LV = LP- (20 + 22*)
HV = H - 29

Senza/Without/Ohne P-033

V-509 V-709 V-409 V-809

LV = LP - (16 + 18*)
HV = H - 25

Con/With/Mit P-033

P-08

LV = LP - (20 + 24*)
HV = H - 29

Senza/Without/Ohne P-033

P-08

LV = LP - (16 + 20*)
HV = H - 25

Con/With/Mit P-033

PO-200 PO-100

LA = LP - (20 + 20*)
HA = H - 29

Senza/Without/Ohne P-033

PO-200 PO-100

LA = LP - (16 + 16*)
HA = H - 25

TP-300 IMBOTTE

- **TP-300 profilo stipite** in alluminio anodizzato naturale lavorato a misura cliente con taglio 45°e fornito completo con guarnizione e squadrette.
- **TP-300 door frame** complete in anodised aluminium for hinged doors, available in the requested sizes, corners cut 45°. Complete with gasket, connectors.
- **TP-300 Anschlagtürzarge** komplett aus eloxiertem Aluminium, erhältlich in den gewünschten Maßen mit Schnitt 45°Komplett mit Dichtung und Verbinder.

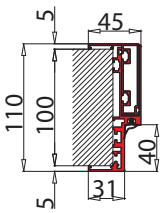

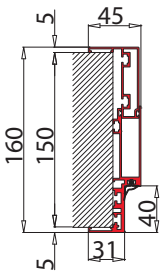

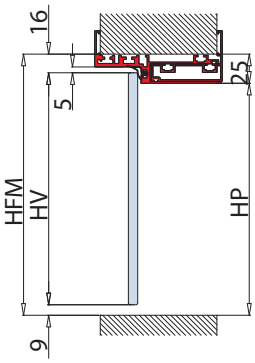

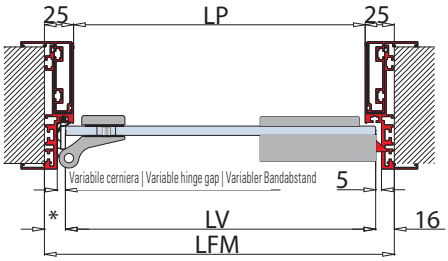

- Adatto per muratura da 100 a 150 mm.
- 100 - 150 mm Min Max adjustable wall thickness.
- 100 - 150 mm Min-Max Verstellung für Wandstärken.

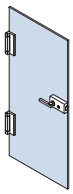

V-719 V-509 V-709 V-409 V-809

LV = LFM - (16 + 18*)
HV = HFM - 25

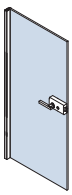

P-08

LV = LFM - (16 + 19*)
HV = HFM - 25

PO-200 PO-100

LA = LFM - (16 + 16*)
HA = HFM - 25

ESEMPIO MONTAGGIO | ASSEMBLY | MONTAGE

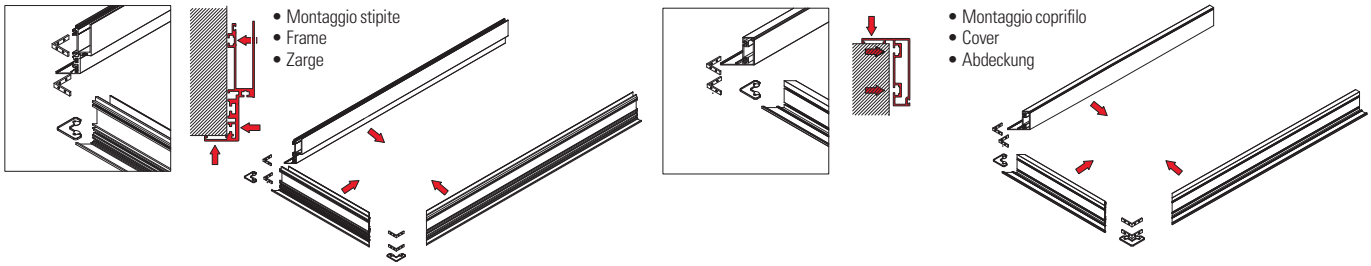

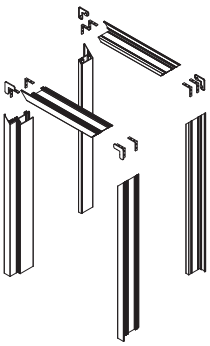

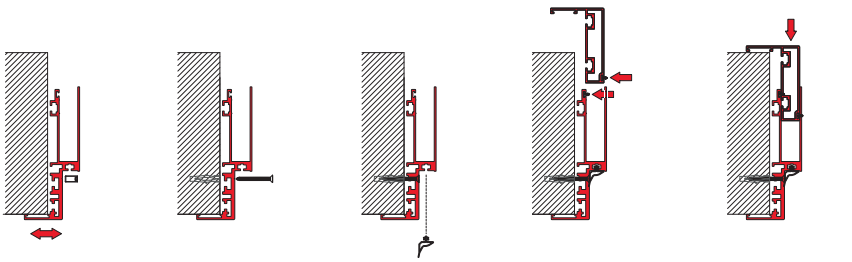

- Regolazione con grani
- Adjustment
- Verstellung

- Fissaggio
- Fixation
- Befestigung

- Inserimento guarnizione
- Gasket
- Dichtung

- Inserimento spezzoni di spazzolina
- Brushes
- Bürsten

- Inserire coprifilo a pressione
- Insert cover
- Abdeckung einstellen

xme373e

TP-250



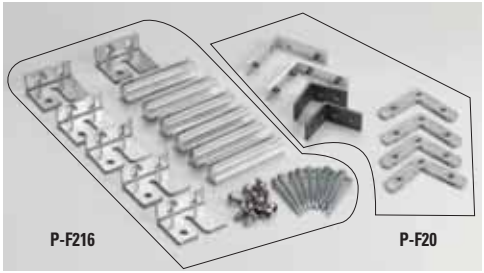

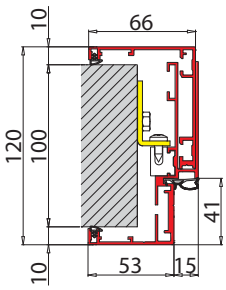

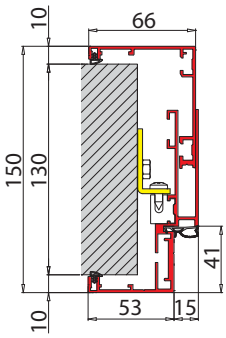

LFM Larghezza Width Breite	HFM Altezza Height Höhe	LP Larghezza Width Breite	HP Altezza Height Höhe
800	2050	720	2010
	2150		2110
900	2050	820	2010
	2150		2110
1000	2050	920	2010
	2150		2110

- Adatto per muratura da 100 a 130 mm.
- 100 - 130 mm Min Max adjustable wall thickness.
- 100 - 130 mm Min-Max Verstellung für Wandstärken.

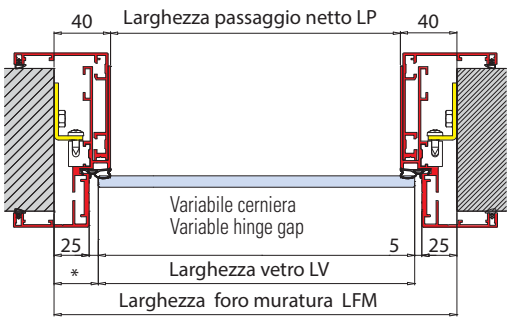

LV = LFM - (30 + 30*)
HV = HFM - 40

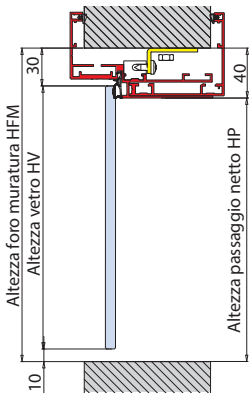

xmc062

TS-04



TS-04- ACCESS

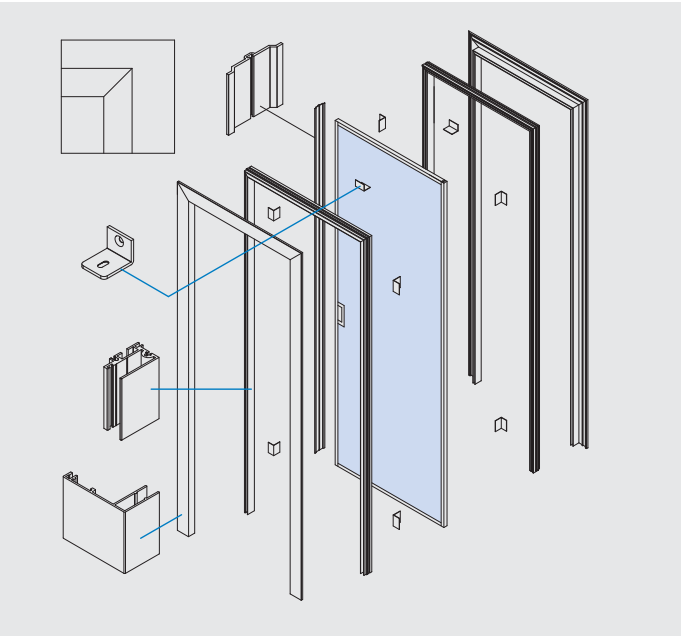

Telaio in alluminio per porta a scomparsa | Aluminium frame for flush pocket sliding door | Aluzarge für Schiebetüren in der Wand Laufend

- Anta tutto-vetro con pinze V-011.
- With frameless glass door and clamps V-011.
- Mit Ganzglasschiebetüren und V-011 Klemmen.

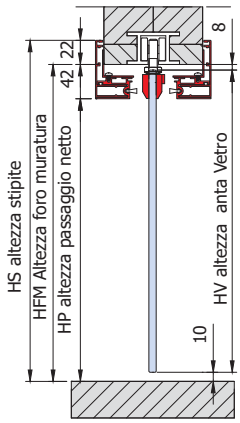

HV = HFM - (10 + 8)
HS = HFM + 22

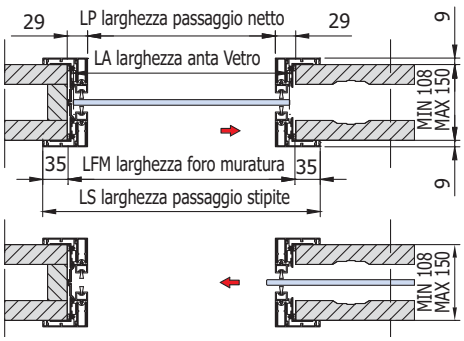

LA = LFM - 18
LS = LFM + 70

- Anta intelaiata P0-290
- Door with aluminium panel P0-290.
- Schiebetür mit Aluminium Flugelrahmen P0-290.

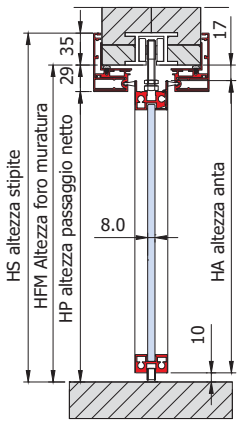

HA = HFM - (10 + 17)
HS = HFM + 35

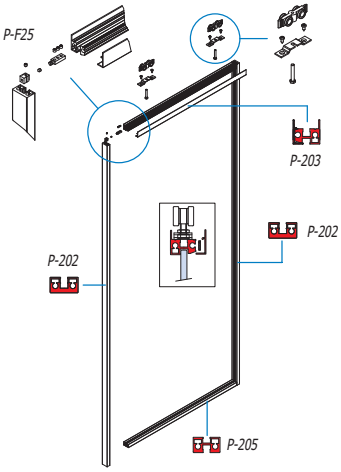

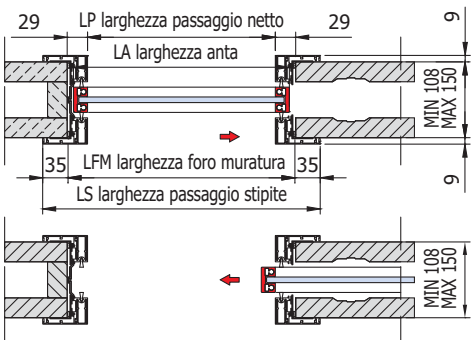

LA = LFM - 18
LS = LFM + 70

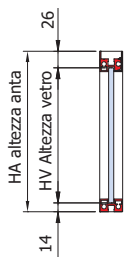

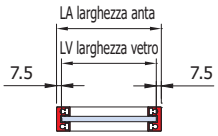

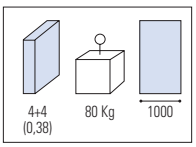

xfb015-1

STIPITI RASOMURO E ANTE IN ALLUMINIO | ALIGNED WITH THE WALL FRAMES AND DOORS WITH ALUMINIUM PANEL

PO-200

PO-200 ▶ 291

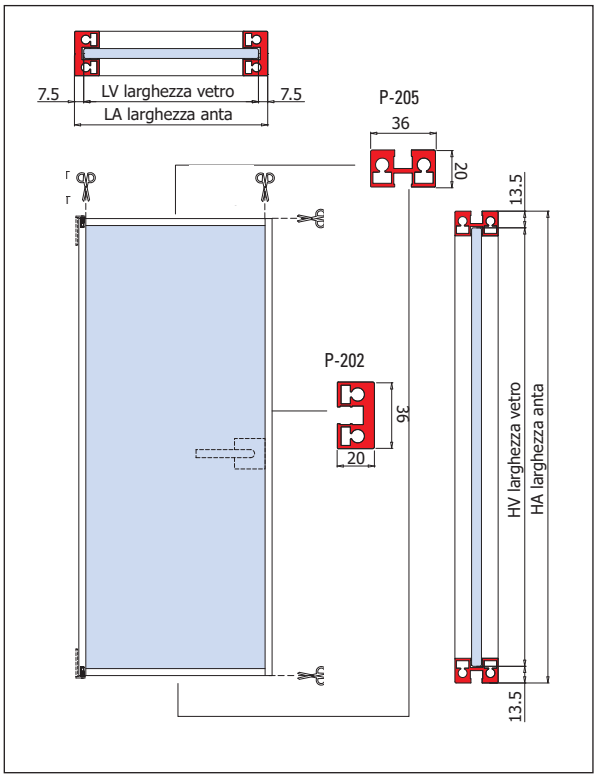

PO-100

PO-100 ▶ 290

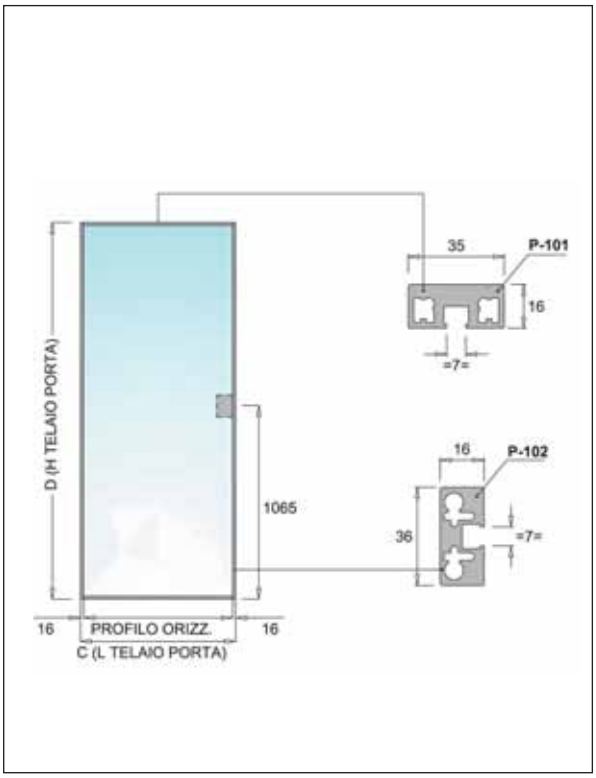

WANDBÜNDIGE ALUZARGEN UND ALUMINIUM FLÜGELRAHMEN

PO-060

PO-060 ▶ 292

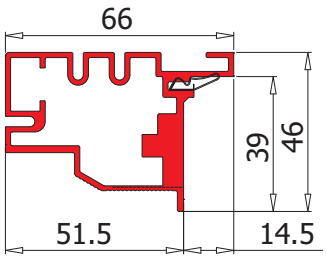

PRICE LIST 2017 ▶ 210

xme199h / xme199d

PO-070

PO-070 ▶ 293

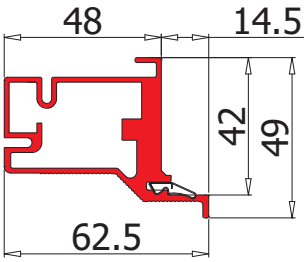

PRICE LIST 2017 ▶ 211

xme407

PO-100



PO-100

- Set telaio anta per porta battente in finitura alluminio anodizzato.
- Set door panel surround in anodised aluminium.
- Set Flügelrahmen aus Aluminium.

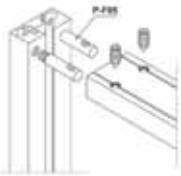

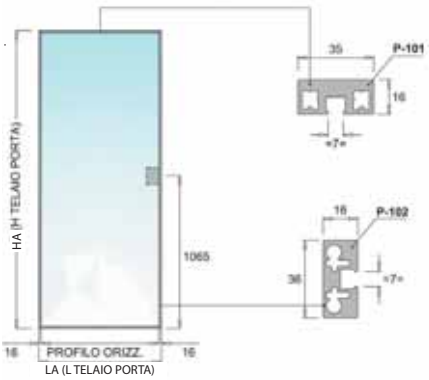

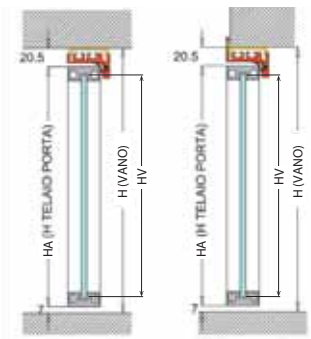

HA (H TELAIO PORTA) = H - 30.5

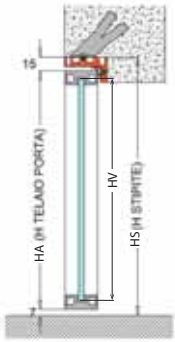

HA (H TELAIO PORTA) = HS - 25

LA (TELAIO PORTA) = LP - 41

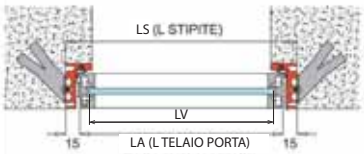

LA (TELAIO PORTA) = LS - 30

HV = HA - 19
LV = LA - 19

xme407

V-710

- Serratura Compact per telaio porta PO-100.
- Compact lock for PO-100.
- Compact Schloss für Alurahmen PO-100.

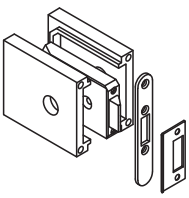

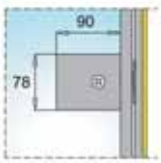

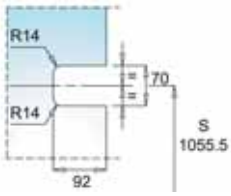

xme408

V-760PZ

- Cilindro
- with profili cylinder hole
- PZ Lochung



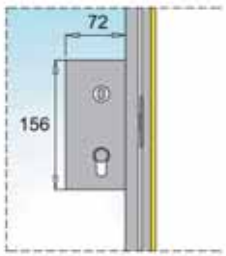

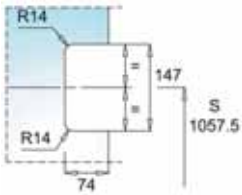

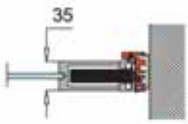

xme408

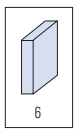

PO-200



PO-200
- Porta battente intelaiata in alluminio. Profili da incollare al vetro.
- Door with Aluminium panel. Profiles to be glued on glass.
- Drehtür mit Flügelrahmen aus Aluminium. Profile auf das Glas kleben.

P-F25
- Ferramenta per assemblaggio 1 telaio anta PO-200.
- Fixing materials to assembly one panel PO-200.
- Befestigungsmaterial für Montage Flügelrahmen PO-200.

INNOVATIVO PRATICO VELOCE
INNOVATIVE PRATICAL FAST
INNOVATIVE PRAKTISCHE SCHNELL

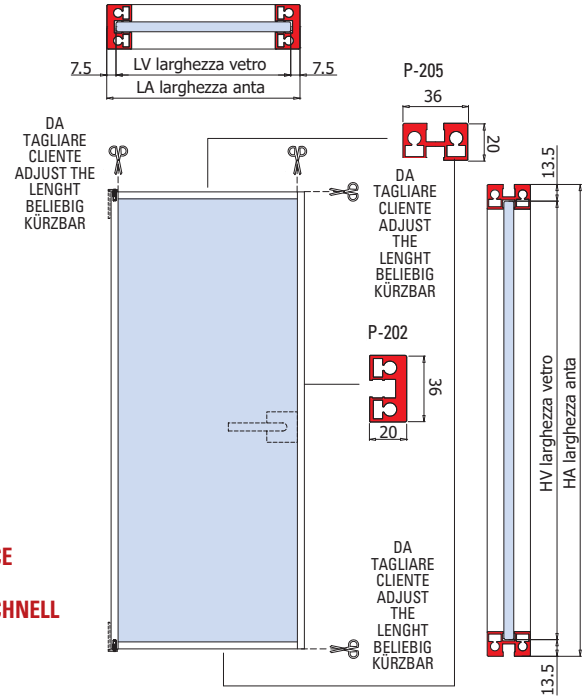

V-122-SD

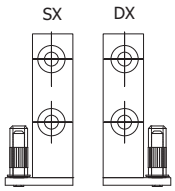

LV = LA - 15
HV = HA - 27

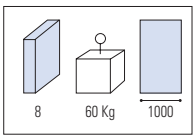

xme199h / xme199d

MV-790 PZ

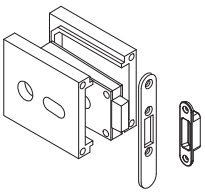

- Cilindri da ordinare separatamente
- Cilinders to order separately
- Zylinder separat zu bestellen

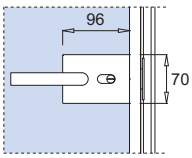

- Lavorazione vetro
- Glass preparation
- Glasbearbeitung

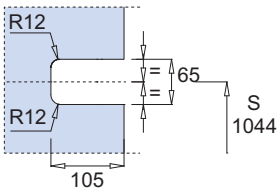

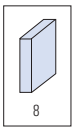

xme285

V-791 PZ
MV-791 PZ

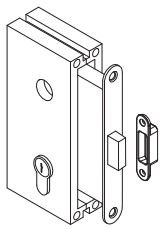

- Cilindri da ordinare separatamente
- Cilinders to order separately
- Zylinder separat zu bestellen

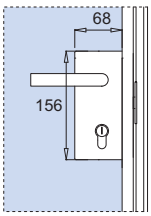

- Lavorazione vetro
- Glass preparation
- Glasbearbeitung

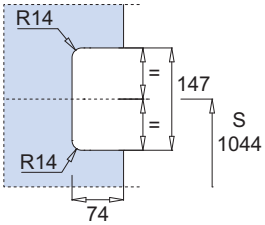

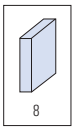

xme285

STIPITI RASOMURO A TIRARE | ALUMINIUM FRAME OPENING TO PULL | ALUZARGE NACH AUSSEN ÖFFNEND

P-060

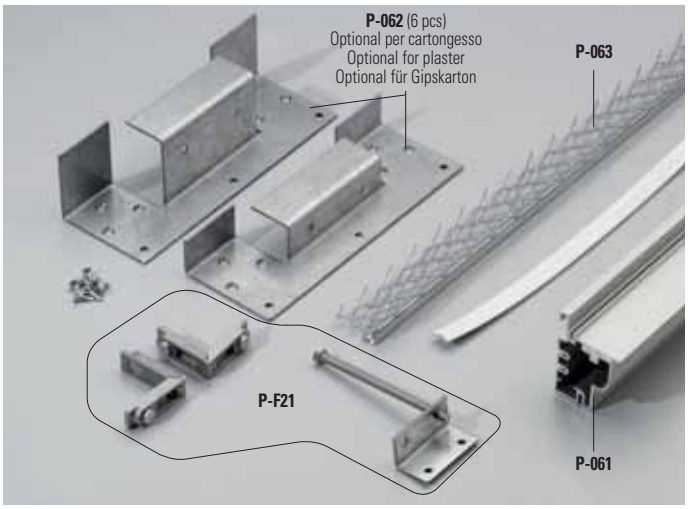

- Stipiti rasomuro a tirare, applicazione su cartongesso o su muratura.
- Aligned with the wall aluminium frame, opening to pull, which can be to the wall or plastered over.
- Wandbündige Aluzarge, nach aussen öffnend, die verputzt bzw gestrichen werden kann.

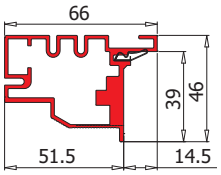

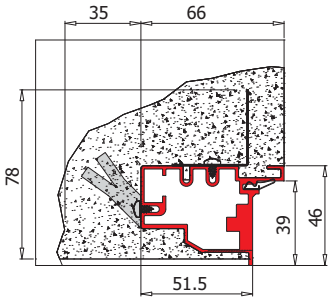

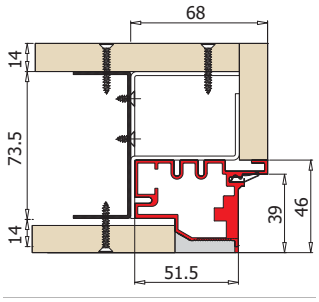

- Applicazione su cartongesso
- Application to the plaster
- Für Gipskarton

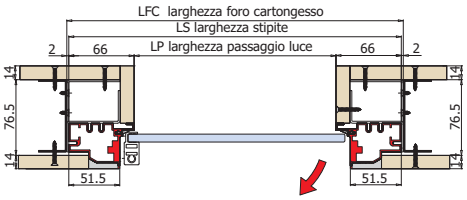

LFC = LP + 136
HFC = LP + 68
LS = LP + 132
HS = HP + 66

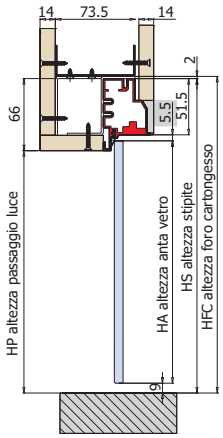

- Applicazione su muratura
- Application to the wall
- Zum Einmauern

LFM = LP + 202
HFM = LP + 101
LS = LP + 132
HS = HP + 66

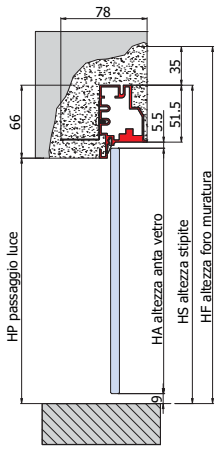

	LFC - HFC		LFM - HFM		LP - HP		LS - HS	
	Foro su cartongesso Plaster hole		Foro su muratura Walling up hole		Luce passaggio Passage clearance		Ingombro stipiti Jambs dimensions	
	larghezza width	altezza heigth	larghezza width	altezza heigth	larghezza width	altezza heigth	larghezza width	altezza heigth
Porte standard Standard doors	836	2168	902	2201	700	2100	832	2166
	936	2168	1002	2201	800	2100	932	2166
	1036	2168	1102	2201	900	2100	1032	2166

xme199a

STIPITI RASOMURO A SPINGERE | ALUMINIUM FRAME OPENING TO PUSH | ALUZARGE NACH INNEN ÖFFNEND

P-070

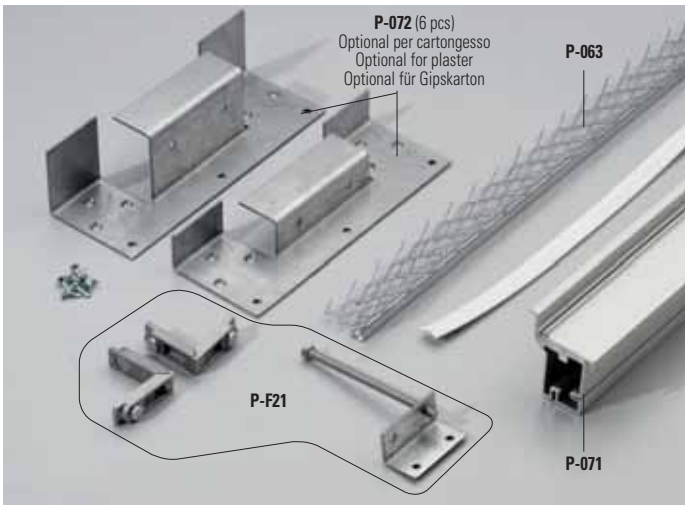

- Stipiti rasomuro a spingere, per applicazione. Porta su cartongesso o muratura.
- Aligned with the wall aluminium frame, opening to push, which can be to the wall or plastered over.
- Wandbündige Aluzarge, nach innen öffnend, die verputzt bzw gestrichen werden kann.

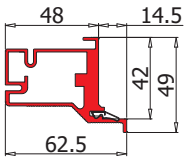

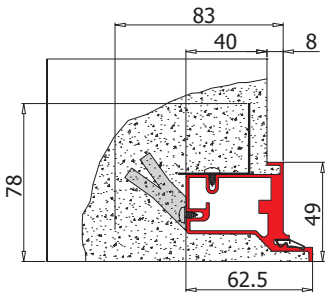

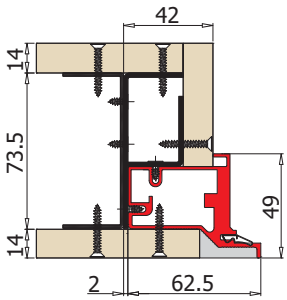

- Applicazione su cartongesso
- Application to the plaster
- Für Gipskarton

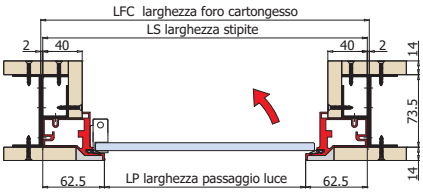

LFC = LP + 129
HFC = LP + 65
LS = LP + 125
HS = HP + 62.5

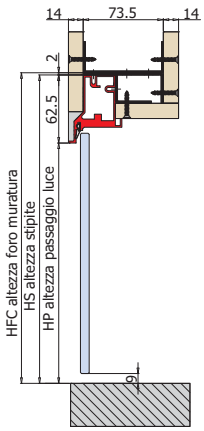

- Applicazione su muratura
- Application to the wall
- Zum Einmauern

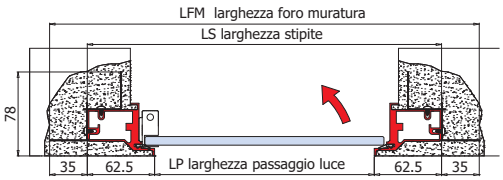

LFM = LP + 195
HFM = LP + 98
LS = LP + 125
HS = HP + 62.5

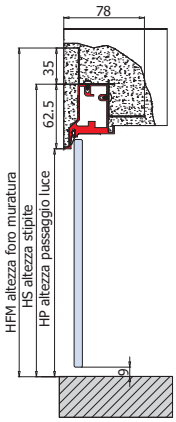

	LFC - HFC		LFM - HFM		LP - HP		LS - HS	
	Foro su cartongesso Plaster hole		Foro su muratura Walling up hole		Luce passaggio Passage clearance		Ingombro stipiti Jambs dimensions	
	larghezza width	altezza heigth	larghezza width	altezza heigth	larghezza width	altezza heigth	larghezza width	altezza heigth
Porte standard Standard doors	830	2165	895	2198	700	2100	825	2163
	930	2165	995	2198	800	2100	925	2163
	1030	2165	1095	2198	900	2100	1025	2163

xme199e

A SISTEMI SCORREVOLI
SLIDING DOOR SYSTEMS
SCHIEBETÜRSYSTEME 6

B BOX DOCCIA
SHOWER BOX
DUSCHKABINEN 115

C PARETI MOBILI
SLIDING WALLS
SCHIEBEWÄNDE 195

D PARETI DIVISORIE E STIPITI
PARTITION WALLS AND FRAMES
TRENNWÄNDE UND ALUMINIUMZARGEN 249

E SERRATURE E CERNIERE
LOCKS AND HINGES
SCHLÖSSER UND BÄNDER 295

F MANIGLIE MANIGLIONI POMOLI
DOORHANDLES PULLHANDLES KNOBS
TÜRGRIFFE STOSSGRIFFE KNÖPFE 343

G PORTE ESTERNE
GANZGLASANLAGEN 355

H BALAUSTRE E PENSILINE
RAILING AND CANOPY SYSTEMS
GANZGLASGELÄNDER UND VORDACH SYSTEME 385

I DISTANZIALI, MORSETTI E ACCESSORI
POINT FITTINGS, CLAMPS AND ACCESSORIES
PUNKTHALTERUNGEN, KLEMMBEFESTIGUNGEN
UND ZUBEHÖR 475

- SERRATURE ORIZZONTALI PER PORTE BATTENTI
- HORIZONTAL LOCKS FOR SWING DOORS
- HORIZONTALE SCHLÖSSER FÜR DREH-TÜREN

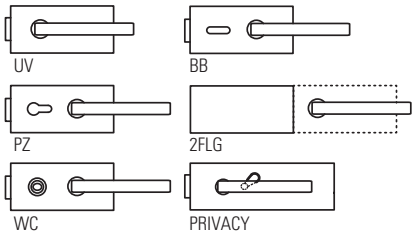

V-720 LIBRA
MV-720
►315

UV|PZ|WC|BB|2FLG

V-200 ECO
MV-200 ECO
►313

UV|PZ|2FLG

V-230 BASIC ROUND
NEW
►307

UV|PZ|2FLG

V-730 BASIC SQUARE
NEW
►309

UV|PZ|PRIVACY|2FLG

V-400 FERRARI
MV-400
►326

UV|PZ|WC|BB|PRIVACY|2FLG

V-100 ONE
MV-100
►326

UV|PZ|BB|2FLG

- SERRATURE VERTICALI PER PORTE BATTENTI
- VERTICAL LOCKS FOR SWING DOORS
- VERTIKALE SCHLÖSSER FÜR DREH-TÜRENTI

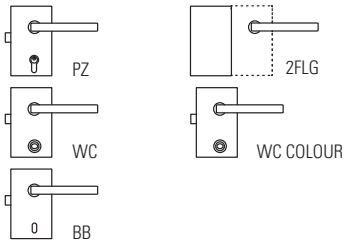

V-750 VERTICALE
MV-750
►311

PZ|WC|BB|2FLG|WC COLOUR

V-770 SECUR
►326

PZ|BB|WC|2FLG

- SERRATURE PICCOLE PER PORTE BATTENTI
- COMPACTED LOCK FOR SWING DOORS
- COMPAKTE SCHLÖSSER FÜR DREH-TÜREN

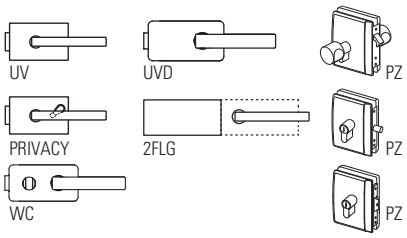

V-900-I-LOCK
NEW
►301

PZ|UV|UVD|WC|2FLG

MV-910-I-LOCK
►303
NEW

PZ|UVD|WC

V-700 SQUARE
►326

UV|PRIVACY|2FLG

V-540 MINIMA FLAT
NEW
►305

UV|PRIVACY

V-520 MINIMA
►327

PZ

V-519 MINIMA
►327

PZ

V-518 MINIMA
►327

PZ

- **SERRATURE PER PORTE LIBERE**
- **LOCKS FOR FREE DOORS**
- **SCHLÖSSER FÜR GANZGLASANLAGEN**

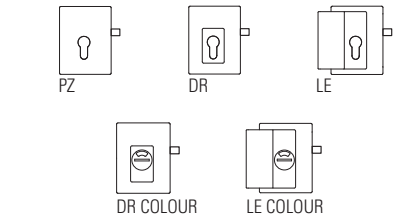

xme441

MINIMA ELEGANT NEW
►316 ►318 ►320

PZ|DR|LE|DR COLOUR|LE COLOUR

MINIMA 55 NEW
►322

PZ

V-505 MINIMA
►327

PZ

V-557 BOTTE
►326

PZ

X-133 NEW
►377

PZ

X-030 C NEW
►376

PZ

- **SERRATURE PER PORTE SCORREVOLI**
- **LOCKS FOR SLIDING DOORS**
- **SCHLÖSSER FÜR SCHIEBETÜREN**

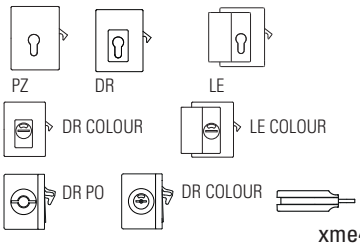

xme441

V-404
►325

DR PO|DR COLOUR

MINIMA ELEGANT NEW
►316 ►318 ►320

PZ|DR|LE|DR COLOUR|LE COLOUR

MINIMA 55 NEW
►322

PZ

V-504 MINIMA
►327

PZ

V-604 MINIMA
►327

LE LE|LE PO|CH LE|CH PO
CH WC|WC PO|WC LE|CH CH

V-407 MINIMA
►327

LE LE|LE PO|CH LE|CH PO
CH WC|WC PO|WC LE|CH CH

- **ACCESSORI**
- **ACCESSORIES**
- **ZUBEHÖR**

CILINDRI
CYLINDER
ZYLINDER
►338

CRICCHETTI
ROLLER BOLTS
TÜRSCHNÄPPER
►339

CATENACCIOLI
LOCKING BOLT
FESTSTELLER
►339

X-317 NEW
►378

CONTROPIASTRE
STRIKE PLATE
SCHLIEßBLECH
►340

- CERNIERE VERTICALI PER PORTE BATTENTI
- VERTICAL HINGES
- VERTIKALE BÄNDER

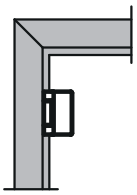

V-709 LIBRA
►329

V-809
►329

V-509 SLIM
►329

V-409 STILO
►329

V-729
►330

NEW

V-719 LIBRA
►330

P-08
CERNIERE
TUTTA ALTEZZA INCOLLAGGIO
►331

P-09
CERNIERE
TUTTA ALTEZZA
►331

- CERNIERE ALTO/BASSO
- TOP/BOTTOM
- OBERE/UNTERE BÄNDER

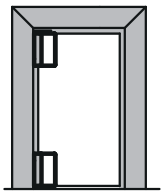

V-707
►330

V-107 SLIM
►330

- CERNIERE VERTICALI PER STIPITI TEDESCHI
- VERTICAL HINGES FOR GERMAN FRAMES
- 3-TEILIGE BÄNDER DIN ZARGEN

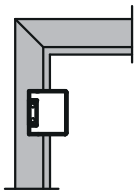

V-402
►329

V-702 ZETA
►329

- CERNIERE ORIZZONTALI
- HORIZONTAL HINGES
- HORIZONTALE BÄNDER

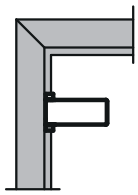

V-202
►332

V-403
►332

- CERNIERE ORIZZONTALI PER STIPITI TEDESCHI
- HORIZONTAL HINGES FOR GERMAN FRAMES
- 2-TEILIGE BÄNDER DIN ZARGEN

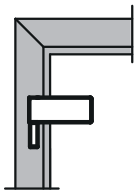

V-201
►332

V-401
►332

V-102
►333

- CERNIERE VETRO/VETRO
- GLASS/GLASS HINGES
- GLAS/GLAS BÄNDER

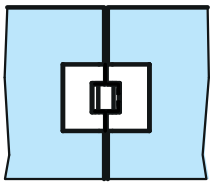

V-739
►330

V-513
►330

L-220
►333

- CERNIERE OLEODINAMICHE
- HYDRAULIC HINGES
- HYDRAULISCHE BÄNDER

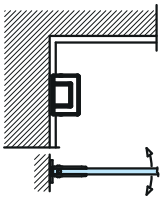

V-808
V-808-AS
►335

NEW

V-816
►335

NEW

V-808-R
►336

NEW REGOLABILE

V-816-R
►336

NEW REGOLABILE

V-807
►335

NEW

- CERNIERE INFERIORI OLEODINAMICHE
- HYDRAULIC BOTTOM HINGES
- HYDRAULISCHE UNTERE BÄNDER

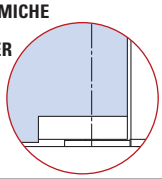

LAM-H1006
►336

LAM-H1007
►336

- CERNIERE AUTOMATICHE
- AUTOMATIC HINGES
- AUTOMATISCHE BÄNDER

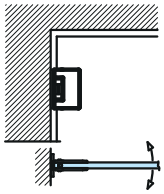

V-908
►334

V-508
►334

V-516
►334

V-708
►334



V-507
►334

I-LOCK V-900

V-900 PZ

Patent Pending

V-910
Maniglia | Handle | Griff

- Serratura I-Lock altamente compatta. Maniglie, cilindri e contropiastre da ordinare a parte.
- High compacted lock. Handles, cylinders and strike plates not included, to order separately.
- Hohes kompaktes Schloss. Griffe, Zylinder und Schließbleche nicht enthalten, separat zu bestellen

V-900 PZ

V-1762 Ratio
Maniglia | Handle | Griff

V-900 WC

V-1712 Morphos Light
Maniglia | Handle | Griff

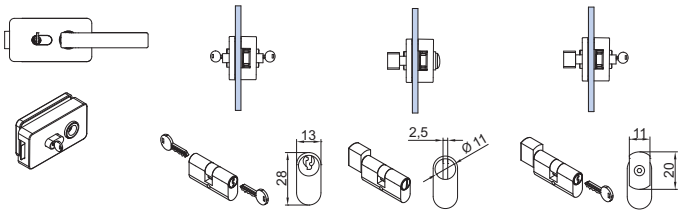

V-900 PZ **C-020** **C-021** **C-019**

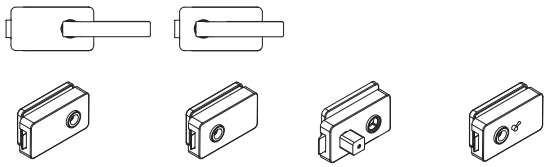

V-900 UVD **V-900 UV** **V-900 WC** **V-900 Privacy**

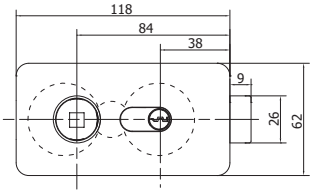

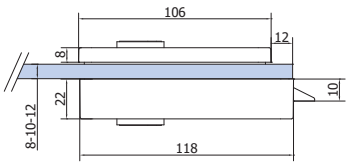

- Lavorazione vetro alternativa
- Alternative glass preparation
- Alternative Glasbearbeitung

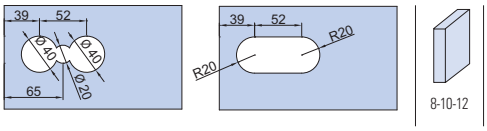

V-900 2FLG

- Controserratura
- Strike box
- Gegenkasten

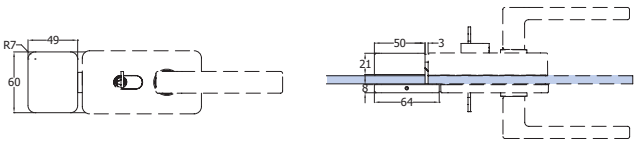

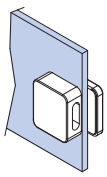

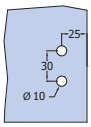

V-037

CP-01

V-931

- Cerniere
- Hinges
- Bänder

► 329

V-707

V-709

V-809

CS	NS	CR	CP	NO
Cromo satinato	Nickel satinato	Cromo lucido	Cromo perla	Nero opaco
Satin chrome	Satin nickel	Polished chrome	Chrome perla similar Alu	Matt black
Chrom matt	Ähnlich Edelstahl matt	Chrom glänzend	Chrom perla ähnlich Alu	Schwarz matt

xme444 / xme409 / xme409d

I-LOCK MV-900

MV-900 PZ

Patent Pending

- Serratura I-Lock altamente compatta. Maniglie, cilindri e contropiastre da ordinare a parte.
- High compacted lock. Handles, cylinders and strike plates not included, to order separately.
- Hohes Kompaktes Schloss. Griffe, Zylinder und Schließbleche nicht enthalten, separat zu bestellen



V-1731 Elektra
Maniglia | Handle | Griff

MV-900 UVD

V-1721 Preso
Maniglia | Handle | Griff

MV-900 WC

V-1685 Vola
Maniglia | Handle | Griff

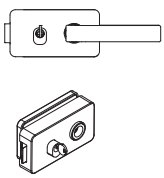

MV-900 PZ

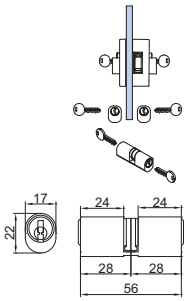

C-022

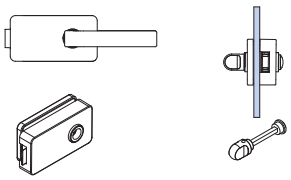

MV-900 UVD

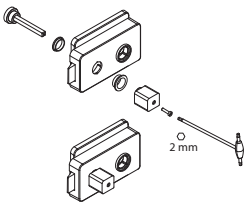

MV-900 WC

- Lavorazione vetro alternativa
- Alternative glass preparation
- Alternative Glasbearbeitung

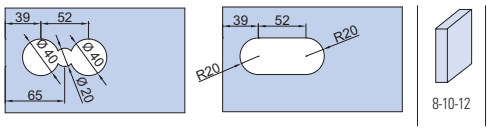

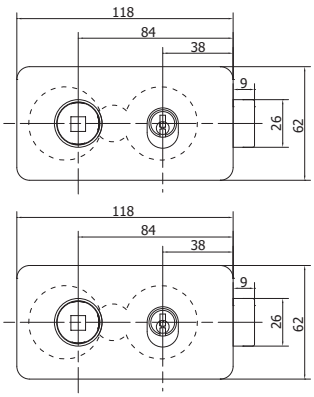

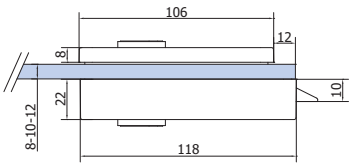

CP-012
- Contropiastra magnetica inclusa
- Magnetic strike plate included
- Magnetisches schließblech inkl.

- Cerniere
- Hinges
- Bänder

► 329

V-707

V-709

V-809

CS	NS	CR	CP
Cromo satinato	Nickel satinato	Cromo lucido	Cromo perla
Satin chrome	Satin nickel	Polished chrome	Chrome perla similar Alu
Chrom matt	Ähnlich Edelstahl matt	Chrom glänzend	Chrom perla ähnlich Alu

MINIMA FLAT V-540

V-540 UV

V-1731 Elektra
Maniglia | Handle | Griff

- Serratura MINIMA FLAT altamente compatta. Maniglie e contropiastra da ordinare a parte.
- High compacted lock. Handles, cylinders and strike plates not included, to order separately.
- Hohes kompaktes Schloss. Griffe, Zylinder und Schließbleche nicht enthalten, separat zu bestellen

V-540 UV

V-1611 Blade
Maniglia | Handle | Griff

V-540 Privacy

V-1712 Morphos Light
Maniglia | Handle | Griff

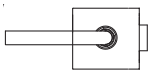

V-540 UV

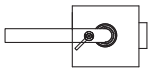

V-540 Privacy

V-540 2FLG

V-540 UV

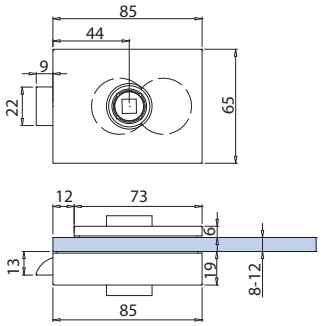

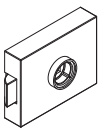

- Lavorazione vetro
- Glass preparation
- Glasbearbeitung

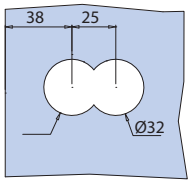

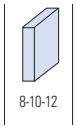

V-540 Privacy

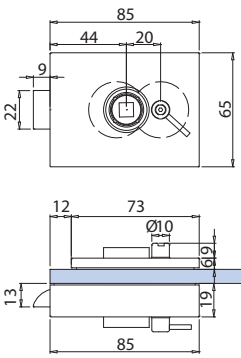

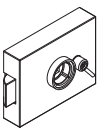

V-540 2FLG

- Controserratura
- Strike box
- Gegenkasten

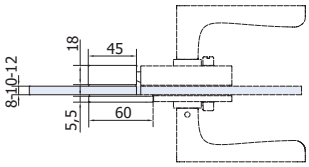

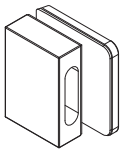

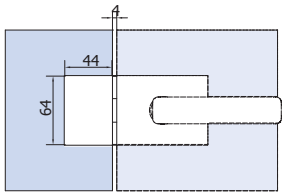

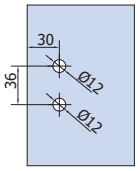

CS	NS	CR	CP
Cromo satinato	Nickel satinato	Cromo lucido	Cromo perla
Satin chrome	Satin nickel	Polished chrome	Chrome perla similar Alu
Chrom matt	Ähnlich Edelstahl matt	Chrom glänzend	Chrom perla ähnlich Alu

V-230 BASIC ROUND

V-230 UV

NEW

- Maniglie, cilindri e contropiastre da ordinare a parte.
- Handles, cylinders and strike plates not included, to order separately.
- Griffe, Zylinder und Schließbleche nicht enthalten, separat zu bestellen.

V-1762 Ratio
Maniglia | Handle | Griff

V-230 PZ

V-910
Maniglia | Handle | Griff

V-230 UV

V-1751 Sole
Maniglia | Handle | Griff

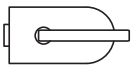

V-230 UV

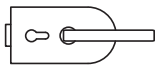

V-230 PZ

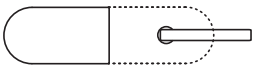

V-230 2FLG

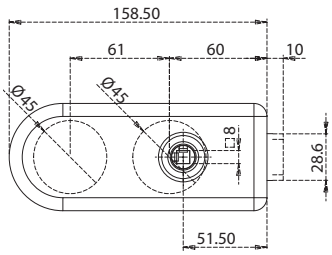

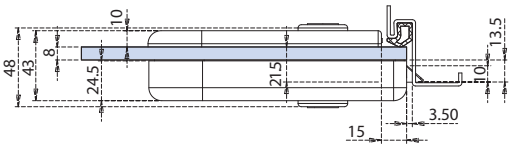

- Lavorazione vetro
- Glass preparation
- Glasbearbeitung

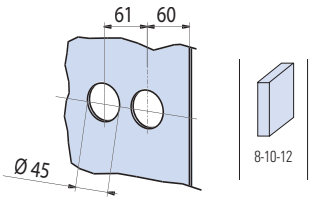

V-230 2FLG

- Controserratura
- Strike box
- Gegenkasten

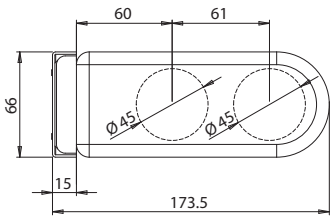

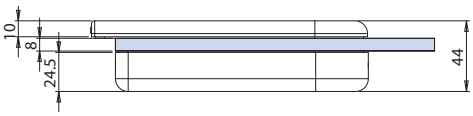

V-037

CP-01

- Cerniere
- Hinges
- Bänder

► 329

V-709

V-809

V-704

AN
Alluminio anodizzato
Aluminium anodized
Aluminium Silberfarbig

NS
Nickel satinato
Satin nickel
Ähnlich Edelstahl matt

GERVASONI

V-730 BASIC SQUARE

V-730 UV

V-1731 Elektra
Maniglia | Handle | Griff

- Maniglie, cilindri e contropiastre da ordinare a parte.
- Handles, cylinders and strike plates not included, to order separately.
- Griffe, Zylinder und Schließbleche nicht enthalten, separat zu bestellen.

V-730 PZ

V-910
Maniglia | Handle | Griff

V-730 UV

V-1712 Morphos Light
Maniglia | Handle | Griff

V-730 UV

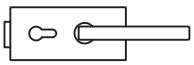

V-730 PZ

V-730 2FLG

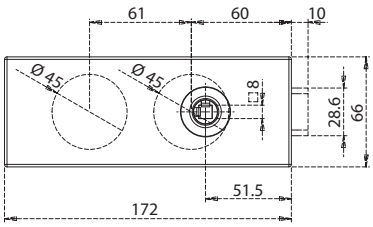

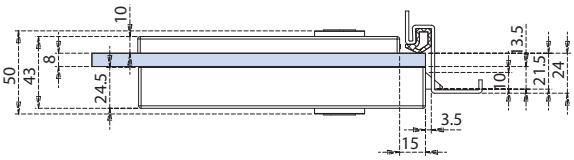

- Lavorazione vetro
- Glass preparation
- Glasbearbeitung

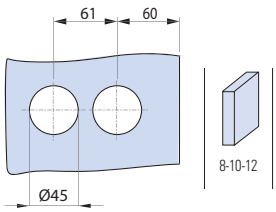

V-730 2FLG

- Controserratura
- Strike box
- Gegenkasten

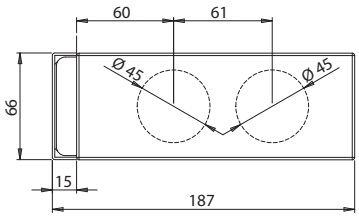

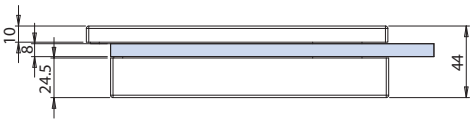

V-037

CP-01

- Cerniere
- Hinges
- Bänder

► 329

V-709

V-809

V-704

AN
Alluminio anodizzato
Aluminium anodized
Aluminium Silberfarbig

NS
Nickel satinato
Satin nickel
Ähnlich Edelstahl matt



V-750 VERTICALE | MV-750 PZ | WC | 2FLG

V-750 PZ

V-1711 Morphos
Maniglia | Handle | Griff

MV-750 PZ | WC | 2FLG
- Versione magnetica
- Magnetic version
- Mit magnetischem Schließvorgang

V-750 WC COL

V-1801 Tecno
Maniglia | Handle | Griff

V-1801 Tecno
Maniglia | Handle | Griff

V-750 WC

Daytona V-140
Maniglia | Handle | Griff

V-750 BB

Blade V-1611
Maniglia | Handle | Griff

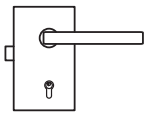

V-750 PZ-L
MV-750 PZ-L
sinistra | left | Links

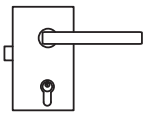

V-750 PZ-R
MV-750 PZ-R
destra | right | Rechts

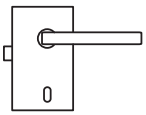

V-750 BB-L
MV-750 BB-L
sinistra | left | Links

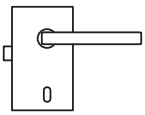

V-750 BB-R
MV-750 BB-R
destra | right | Rechts

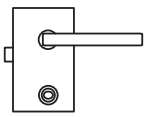

V-750 WC | V-750 WC COL
MV-750 WC | MV-750 WC COL

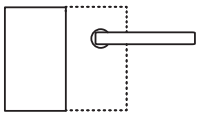

V-750 2FLG
MV-750 2FLG

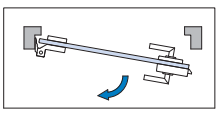

sinistra | left | Links

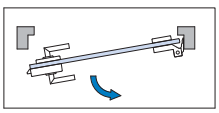

destra | right | Rechts

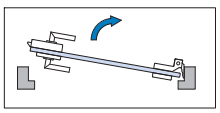

sinistra | left | Links

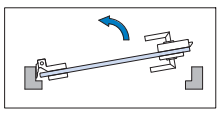

destra | right | Rechts

V-750 | MV-750

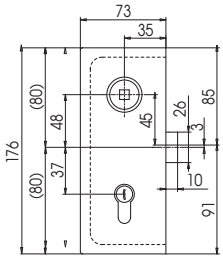

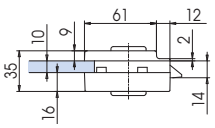

V-750 2FLG | MV-750 2FLG

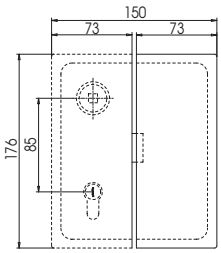

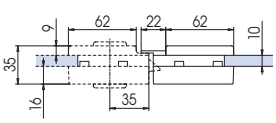

V-750 2FLG
- Controserratura verticale
- Vertical strike box
- Vertikal Gegenkasten

- Lavorazione vetro
- Glass preparation
- Glasbearbeitung

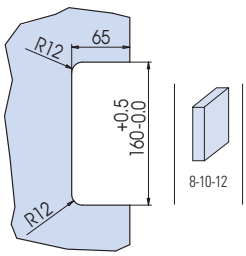

- Cerniere
- Hinges
- Bänder

► 329

V-709

V-809

V-704

CS	NS	CR	CP	OL
Cromo satinato	Nickel satinato	Cromo lucido	Cromo perla	Ottone lucido
Satin chrome	Satin nickel	Polished chrome	Chrome perla similar Alu	Polished brass
Chrom matt	Ähnlich Edelstahl matt	Chrom glänzend	Chrom perla ähnlich Alu	Messing poliert

xme047

NUOVA SERRATURA SILENZIOSA PER PORTE IN VETRO | NEW SILENT LOCK FOR GLASS DOOR NEUES GERÄUSCHARMES GLASTÜRSCHLOSS

- Regolazione forza molla serratura.
- Adjustment lock's spring.
- Justierung der Schlossfeder.

- Scrocco serratura in metallo con inserto in plastica per maggiore silenziosità in chiusura al contatto con la contropiastra.
- The metal lactch is made with a plastic insert that insures strength and quietness in contact with striker.
- Die Flüsterfalle aus Metall mit Kunstsoffeinsatz garantiert einen kraftvollen und geräuscharmen Kontakt mit dem Schließblech.

- Regolazione forza molla scrocco.
- Adjustment latch spring.
- Justierung der Fallenspannkraft.

- Quadro maniglia con molle per una maggiore stabilità della maniglia.
- The double clamping nut is holding the handle steady.
- Doppelte Klemmnuss gibt dem Griff stabilen Halt.

V-200 ECO | MV-200 ECO

V-200 ECO UV

V-101 L-Form 90
Maniglia | Handle | Griff

MV-200 ECO
- Versione magnetica
- Magnetic version
- Mit magnetischem Schließvorgang

V-200 ECO UV

V-1671 Le Mans
Maniglia | Handle | Griff

V-200 ECO UV

V-110-inox U-form
Maniglia | Handle | Griff

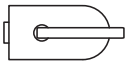

V-200 ECO UV
MV-200 ECO UV

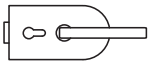

V-200 ECO PZ
MV-200 ECO PZ

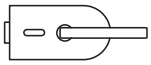

V-200 ECO BB
MV-200 ECO BB

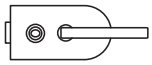

V-200 ECO WC
MV-200 ECO WC

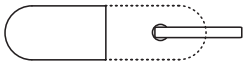

V-200 ECO 2FLG
MV-200 ECO 2FLG

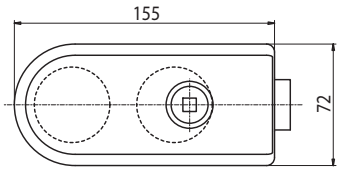

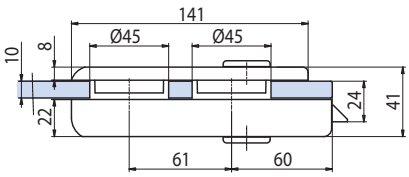

- Lavorazione vetro
- Glass preparation
- Glasbearbeitung

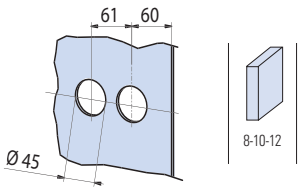

V-200 ECO 2FLG

- Controserratura
- Strike box
- Gegenkasten

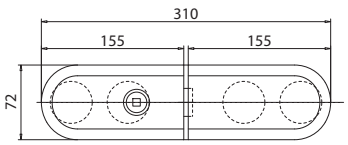

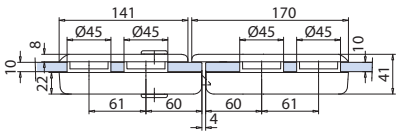

- Cerniere
- Hinges
- Bänder

► 329

V-709

V-809

CS	NS	CR	CP	OL	AN	IX
Cromo satinato	Nickel satinato	Cromo lucido	Cromo perla	Ottone lucido	Alluminio anodizzato	Acciaio inox satinato
Satin chrome	Satin nickel	Polished chrome	Chrome perla similar Alu	Polished brass	Aluminium anodized	Satin stainless steel
Chrom matt	Ähnlich Edelstahl matt	Chrom glänzend	Chrom perla ähnlich Alu	Messing poliert	Aluminium Silberfarbig	Edelstahl matt

xla187

V-720 LIBRA | MV-720

V-720 UV

V-1611 Blade
Maniglia | Handle | Griff

MV-720 ECO
- Versione magnetica
- Magnetic version
- Mit magnetischem Schließvorgang

V-720 PZ

V-1711 Morphos
Maniglia | Handle | Griff

V-720 UV

V-1721 Preso
Maniglia | Handle | Griff

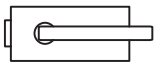

V-720 UV
MV-720 UV

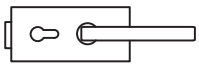

V-720 PZ
MV-720 UV

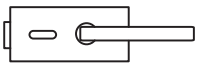

V-720 BB
MV-720 UV

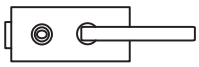

V-720 WC
MV-720 UV

V-720 2FLG
MV-720 UV

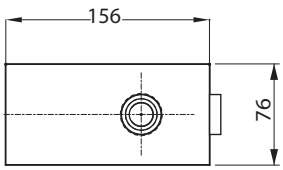

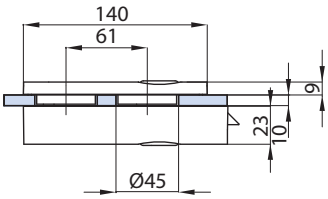

- Lavorazione vetro
- Glass preparation
- Glasbearbeitung

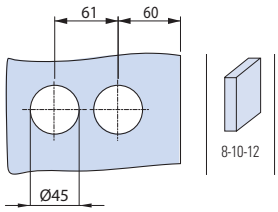

V-720 2FLG

- Controserratura
- Strike box
- Gegenkasten

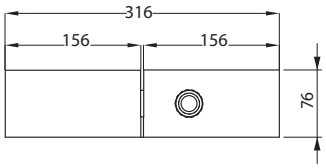

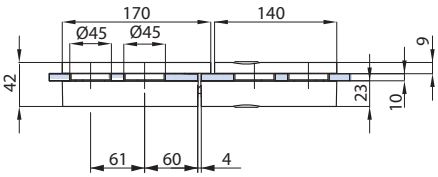

- Cerniere
- Hinges
- Bänder

► 329

V-707

V-809

CS	NS	CR	CP	OL
Cromo satinato	Nickel satinato	Cromo lucido	Cromo perla	Ottone lucido
Satin chrome	Satin nickel	Polished chrome	Chrome perla similar Alu	Polished brass
Chrom matt	Ähnlich Edelstahl matt	Chrom glänzend	Chrom perla ähnlich Alu	Messing poliert

xme047

ELEGANT LEVER

NEW

V-744 PZ

- Serrature Elegant con gancio per scorrevole, chiavistello tondo e scrocco ad olivetta. Impugnatura Leva incorporata.
- Locks Elegant with Hook for sliding doors, with rounded dead bolt or with double bevelled latch. Lever handle incorporated.
- Elegant Schlösser mit Hakenriegel für Schiebetüren, Mittelschloss mit Bolzen oder mit doppel schrägkantiger Falle. Griff angebaut.

- Cilindri e contropiastre da ordinare a parte
- Cylinders and strike plates not included, to order separately.
- Zylinder und Schließbleche nicht enthalten, separat zu bestellen.

V-744 PZ

V-745 PZ

V-746 PZ

Controserrature
Strike boxes
Gegenkästen

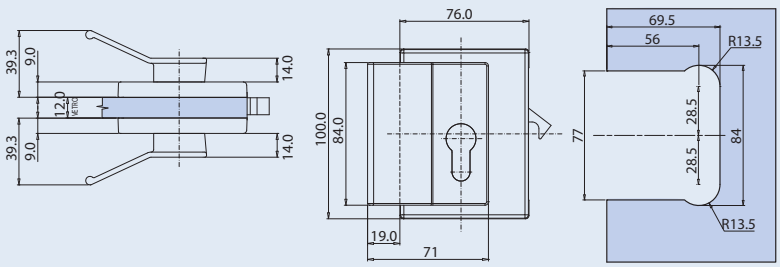

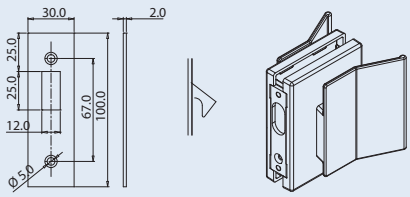

V-022 V-744 2FLG

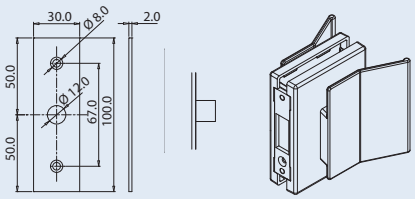

V-023 V-745 2FLG

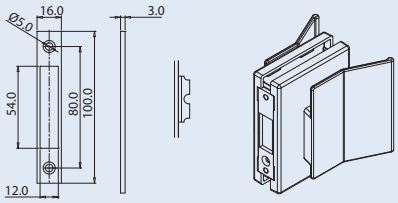

V-002 V-746 2FLG

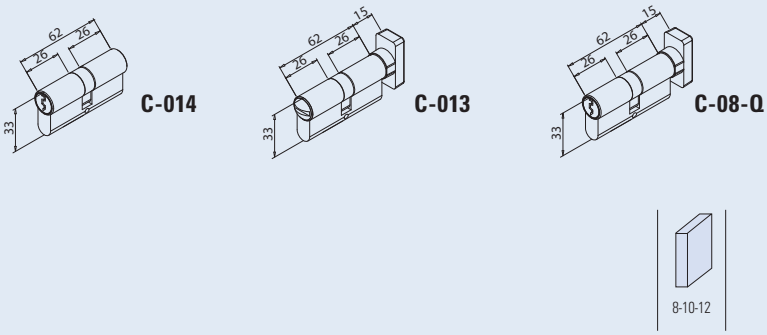

C-014 C-013 C-08-Q

CS	NS	CR	CP
Cromo satinato Satin chrome Chrom matt	Nickel satinato Satin nickel Ähnlich Edelstahl matt	Cromo lucido Polished chrome Chrom glänzend	Cromo perla Chrome perla similar Alu Chrom perla ähnlich Alu

fb049-a-gr

fb049

ELEGANT LEVER COLOR

NEW

- Serrature Elegant Color con gancio per scorrevole, chiavistello tondo e scrocco ad olivetta.Impugnatura Leva incorporata.
- Locks Elegant Color with Hook for sliding doors,with rounded dead bolt or with double bevelled latch. Lever handle incorporated.
- Elegant Color Schlösser mit Hakenriegel für Schiebetüren, Mittelschloss mit Bolzen oder mit doppel schrägkantiger Falle.
  Griff angebaut.

V-744 COLOR

V-744 COLOR

V-745 COLOR

V-746 COLOR

Controserrature
Strike boxes
Gegenkästen

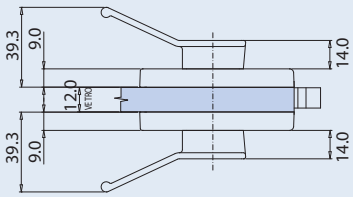

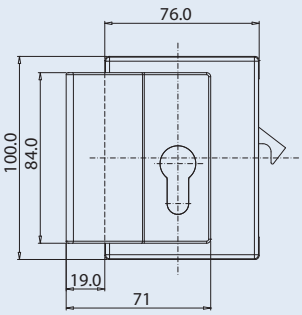

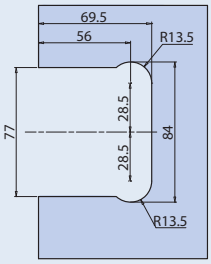

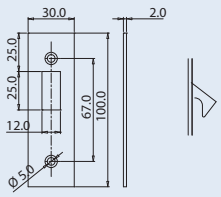

V-022

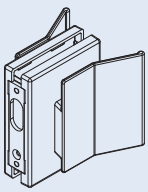

V-744 2FLG

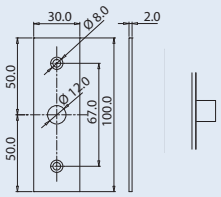

V-023

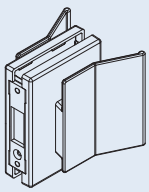

V-745 2FLG

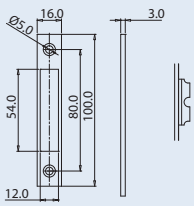

V-002

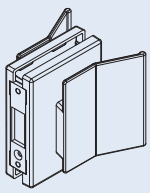

V-746 2FLG

fb049-a-gr

fb049

CS	NS	CR	CP
Cromo satinato	Nickel satinato	Cromo lucido	Cromo perla
Satin chrome	Satin nickel	Polished chrome	Chrome perla similar Alu
Chrom matt	Ähnlich Edelstahl matt	Chrom glänzend	Chrom perla ähnlich Alu

NEW

ELEGANT DRAG

V-734 PZ

- Serrature Elegant con gancio per scorrevole, chiavistello tondo e scrocco ad olivetta.
- Locks Elegant with Hook for sliding doors, with rounded dead bolt or with double bevelled latch.
- Elegant Schlösser mit Hakenriegel für Schiebetüren, Mittelschloss mit Bolzen oder mit doppel schrägkantiger Falle.

- Cilindri e contropiastre da ordinare a parte
- Cylinders and strike plates not included, to order separately.
- Zylinder und Schließbleche nicht enthalten, separat zu bestellen.

V-734 PZ

V-735 PZ

V-736 PZ

Controserrature
Strike boxes
Gegenkästen

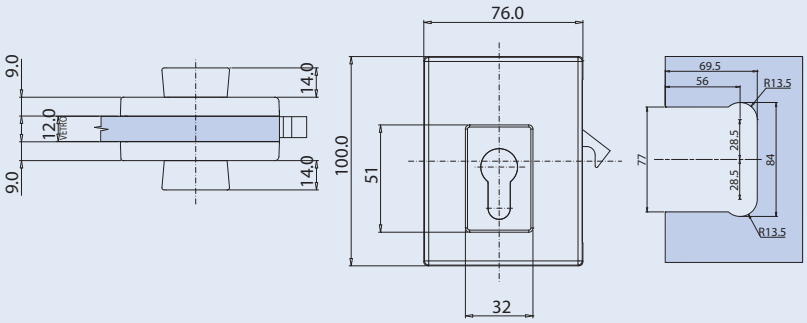

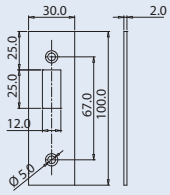

V-022

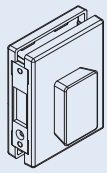

V-734 2FLG

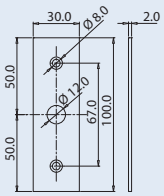

V-023

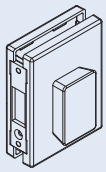

V-735 2FLG

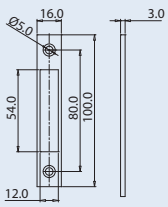

V-002

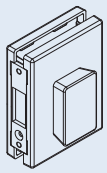

V-736 2FLG

fb049

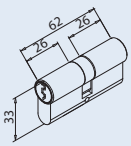

C-014

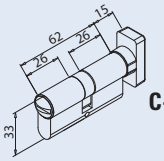

C-013

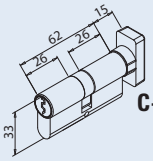

C-08-Q

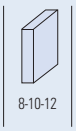

fb049-a-gr

CS	NS	CR	CP
Cromo satinato	Nickel satinato	Cromo lucido	Cromo perla
Satin chrome	Satin nickel	Polished chrome	Chrome perla similar Alu
Chrom matt	Ähnlich Edelstahl matt	Chrom glänzend	Chrom perla ähnlich Alu

ELEGANT DRAG COLOR

NEW

- Serrature Elegant Drag Color con gancio per scorrevole, chiavistello tondo e scrocco ad olivetta. Maniglia di trascinamento incorporata.
- Locks Elegant Drag Color with Hook for sliding doors, with rounded dead bolt or with double bevelled latch. Dragging handle incorporated
- Elegant Drag Color Drag Schlösser mit Hakenriegel für Schiebetüren, Mittelschloss mit Bolzen oder mit doppel schrägkantiger Falle. Stirngriff angebaut.

V-734 COLOR

V-734 COLOR

V-735 COLOR

V-736 COLOR

Controserrature
Strike boxes
Gegenkästen

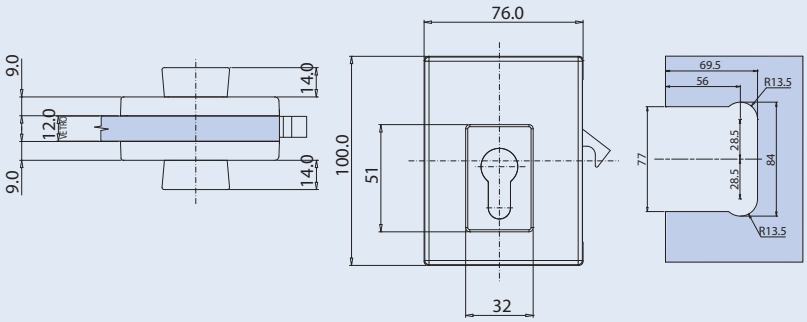

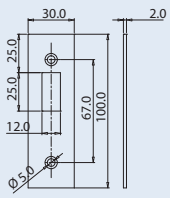

V-022

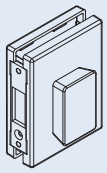

V-734 2FLG

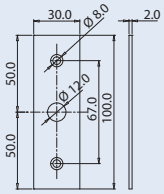

V-023

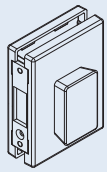

V-735 2FLG

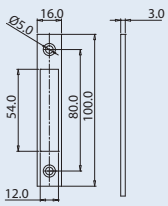

V-002

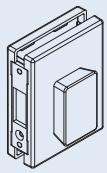

V-736 2FLG

fb049-a-gr

fb049

CS	NS	CR	CP
Cromo satinato	Nickel satinato	Cromo lucido	Cromo perla
Satin chrome	Satin nickel	Polished chrome	Chrome perla similar Alu
Chrom matt	Ähnlich Edelstahl matt	Chrom glänzend	Chrom perla ähnlich Alu

ELEGANT

NEW

V-724 PZ

- Serrature Elegant con gancio per scorrevole, chiavistello tondo e scrocco ad olivetta.
- Locks Elegant with Hook for sliding doors, with rounded dead bolt or with double bevelled latch. Dragging handle incorporated
- Elegant Schlösser mit Hakenriegel für Schiebetüren, Mittelschloss mit Bolzen oder mit doppel schrägkantiger Falle.Stirngriff angebaut.

- Cilindri e contropiastre da ordinare a parte
- Cylinders and strike plates not included, to order separately.
- Zylinder und Schließbleche nicht enthalten, separat zu bestellen.

V-724 PZ

V-725 PZ

V-726 PZ

Controserrature
Strike boxes
Gegenkästen

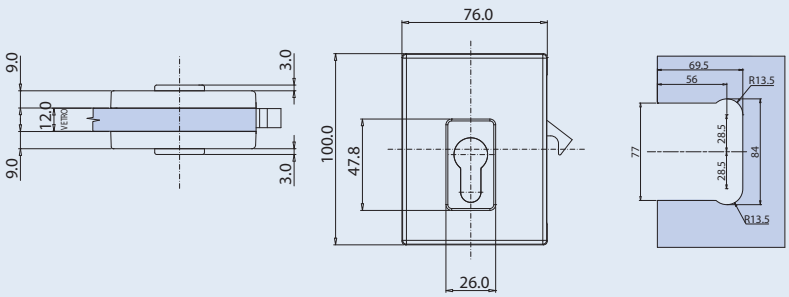

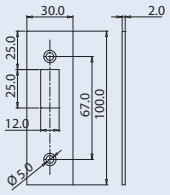

V-022

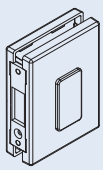

V-724 2FLG

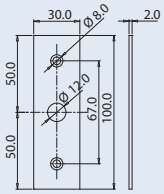

V-023

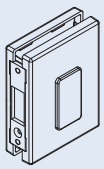

V-725 2FLG

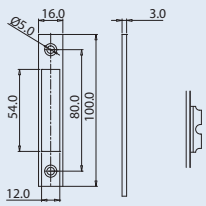

V-002

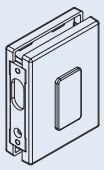

V-736 2FLG

fb049

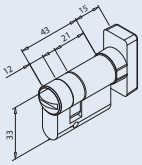

C-018

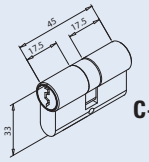

C-06

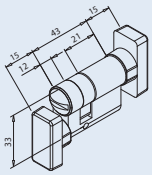

C-016

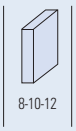

fb049-a-gr

CS	NS	CR	CP
Cromo satinato	Nickel satinato	Cromo lucido	Cromo perla
Satin chrome	Satin nickel	Polished chrome	Chrome perla similar Alu
Chrom matt	Ähnlich Edelstahl matt	Chrom glänzend	Chrom perla ähnlich Alu



NEW

MINIMA 55

V-564

V-565

- Serratura Minima 55 con gancio per scorrevole e chiavistello tondo.
- Locks Minima 55 with Hook for doors or with rounded dead bolt
- Minima 55 Schlösser mit Hakenriegel für Schiebetüren oder Mittelschloss mit Bolzen

- Cilindri e contropiastre da ordinare a parte
- Cylinders and strike plates not included, to order separately.
- Zylinder und Schließbleche nicht enthalten, separat zu bestellen.

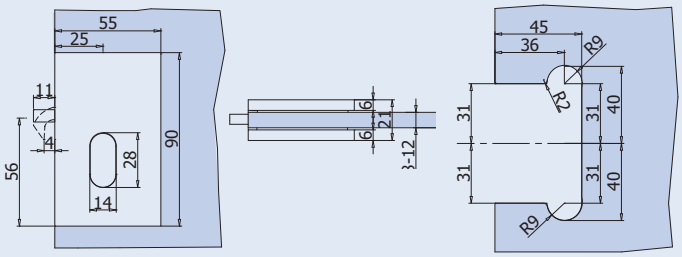

C-010
- Cilindro simmetrico
- Cylinder simmetrical
- Zylinder symmetrisch

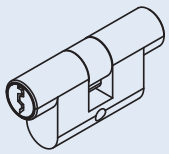

C-011
- Cilindro W.C. con pomolo lato serratura
- W.C. cylinder with knob for lock side
- W.C. Zylinder mit Knopf auf Schlusseite

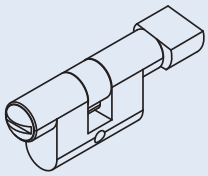

C-012
- Cilindro con pomolo e chiave
- Cylinder with knob and key
- Zylinder mit Knopf und Schlüssel

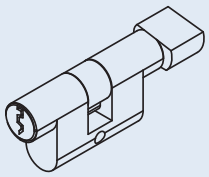

V-569-2FLG
- Controserratura
- Strike box
- Gegenkasten

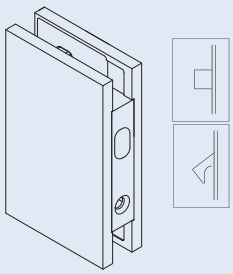

V-567 DX
- Contropiastra destra con battuta a muro, assemblabile anche con controserratura V-569-2FLG
- Schließblech rechts mit Anschlag Wandmontage, montierbar mit Gegenkasten V-569-2FLG
- Wall strike plate right with rebate, available for installing with strike box V-569-2FLG

V-567 SX
- Contropiastra sinistra con battuta a muro, assemblabile anche con controserratura V-569-2FLG
- Schließblech links mit Anschlag Wandmontage, montierbar mit Gegenkasten V-569-2FLG
- Wall strike plate left with rebate, available for installing with strike box V-569-2FLG

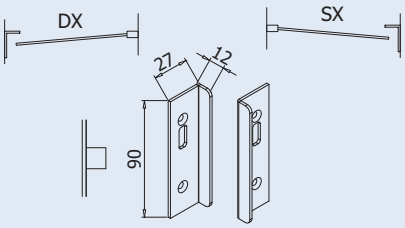

V-568
- Contropiastra per serratura V-564 e V-574
- Flat strike plate for lock V-564 e V-574
- Schließplatte für Schloss V-564 e V-574

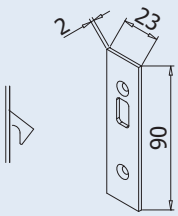

V-566
- Spessori per vetro 12 mm.
- Spacers for glass thikness 12 mm.
- Distanzscheiben für Glasdicke 12 mm.

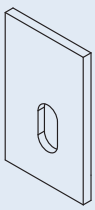

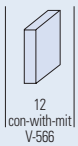

CP
Cromo perla
Chrome perla similar Alu
Chrom perla ähnlich Alu

NS
Nickel satinato
Satin nickel Ähnlich
Edelstahl matt

CR
Cromo lucido
Polished chrome
Chrom glänzend

xme445

NEW

MINIMA 55 RIBASSATA

V-574

V-575

- Serrature Minima 55 Ribassata con gancio per scorrevole, chiavistello tondo e scrocco ad olivetta.
- Locks Minima 55 Lowered with Hook for sliding doors, with rounded dead bolt or with double bevelled latch.
- Minima 55 abgerundete kante mit Hakenriegel für Schiebetüren oder Mittelschloss mit Bolzen

- Cilindri e contropiastre da ordinare a parte
- Cylinders and strike plates not included, to order separately.
- Zylinder und Schließbleche nicht enthalten, separat zu bestellen.

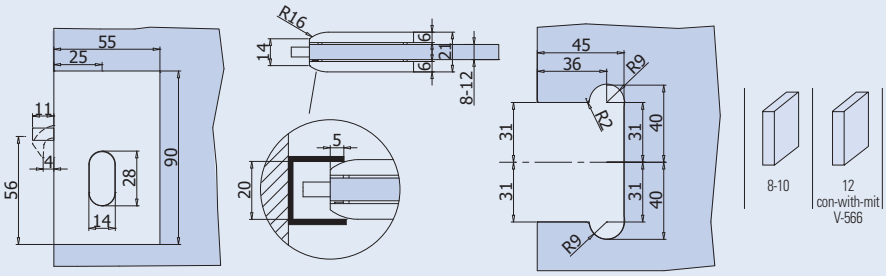

C-010
- Cilindro simmetrico
- Cylinder simmetrical
- Zylinder symmetrisch

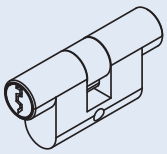

C-011
- Cilindro W.C. con pomolo lato serratura
- W.C. cylinder with knob for lock side
- W.C. Zylinder mit Knopf auf Schlusseite

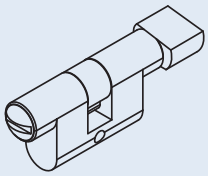

C-012
- Cilindro con pomolo e chiave
- Cylinder with knob and key
- Zylinder mit Knopf und Schlüssel

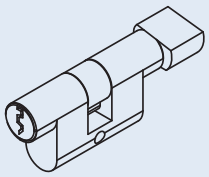

V-569-2FLG
- Controserratura
- Strike box
- Gegenkasten

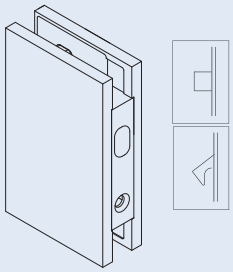

V-567 DX
- Contropiastra destra con battuta a muro, assemblabile anche con controserratura V-569-2FLG
- Schließblech rechts mit Anschlag Wandmontage, montierbar mit Gegenkasten V-569-2FLG
- Wall strike plate right with rebate, available for installing with strike box V-569-2FLG

V-567 SX
- Contropiastra sinistra con battuta a muro, assemblabile anche con controserratura V-569-2FLG
- Schließblech links mit Anschlag Wandmontage, montierbar mit Gegenkasten V-569-2FLG
- Wall strike plate left with rebate, available for installing with strike box V-569-2FLG

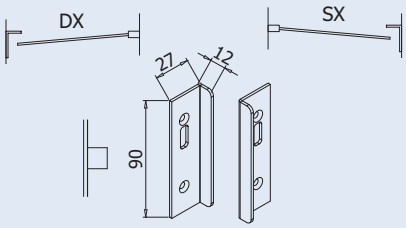

V-568
- Contropiastra per serratura V-564 e V-574
- Flat strike plate for lock V-564 e V-574
- Schließplatte für Schloss V-564 e V-574

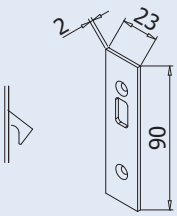

V-566
- Spessori per vetro 12 mm.
- Spacers for glass thikness 12 mm.
- Distanzscheiben für Glasdicke 12 mm.

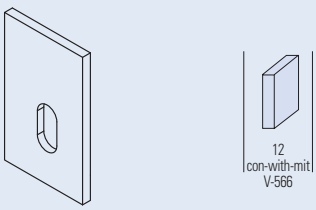

CP
Cromo perla
Chrome perla similar Alu
Chrom perla ähnlich Alu

NS
Nickel satinato
Satin nickel Ähnlich
Edelstahl matt

xme445

V-404

SERRATURA PER SCORREVOLI CON TIRANTE | LOCKS WITH FLUSH PULL FOR SLIDING DOORS
SCHLÖSSER FÜR SCHIEBETÜREN MIT STIRNSEITIGEM GRIFF

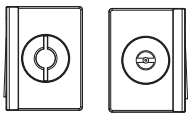

V-404 PO-WC
- Leva
- Lever
- Griff
- WC apertura emergenza
- WC emergency open
- WC Notöffnung

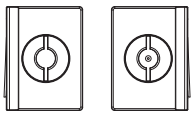

V-404 PO-PO
- Leva
- Lever
- Griff
- Leva
- Lever
- Griff

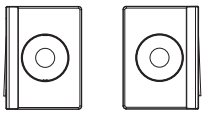

V-404 2FLG
- Tappo cieco
- Blind
- Blind
- Tappo cieco
- Blind
- Blind

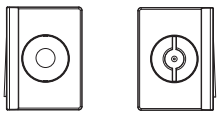

V-404 PO-2FLG
- Tappo cieco
- Blind
- Blind
- Leva
- Lever
- Griff

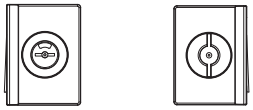

V-404 WC COLOUR
- Indicatore colorato
- Coloured indicator
- Schliessanzeige
- Leva
- Lever
- Griff

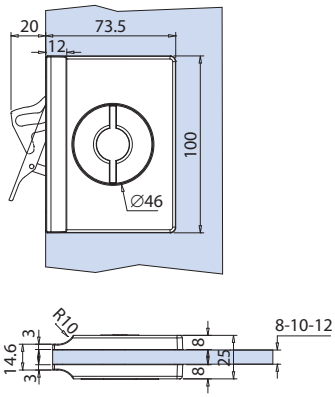

- Scorrevole a scomparsa (solo vetro 8 mm)
- Pocket doors (only 8 mm)
- Schiebetüren in der Wand laufend (nur 8 mm Glas)

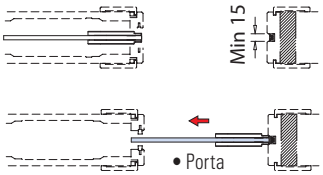

- Porta
- Door
- Tür

- Contropiastra inclusa
- Strike plate included
- Schließblech im Set enthalten

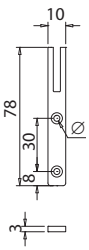

CP	NS	CR
Cromo perla	Nickel satinato	Cromo lucido
Chrome perla similar Alu	Satin nickel Ähnlich	Polished chrome
Chrom perla ähnlich Alu	Edelstahl matt	Chrom glänzend

V-404 WC COLOUR
- Serratura per scorrevoli con tirante e indicatore colorato "libero/occupato".
- Locks with flush pull for sliding doors with WC latch and coloured indicator.
- Schlösser für Schiebetüren mit stirnseitigem Griff, und WC Schliessanzeige.

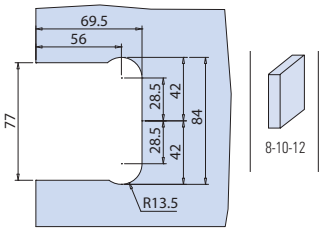

xfb053



Square V-700

NS - CS - CR - OL - CP

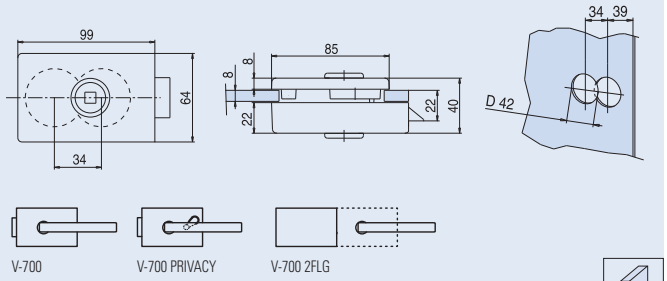

PRICE LIST 2017 ► 221

xla104

8...10

Secur V-770

NS - CS - CR - CP - OL

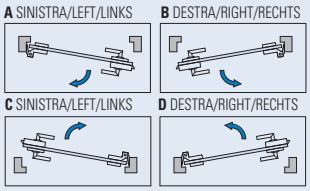

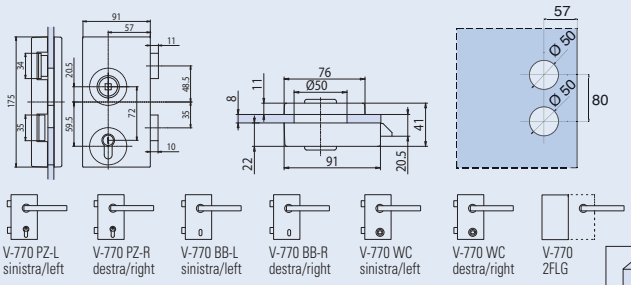

PRICE LIST 2017 ► 228

xla238

8-10-12

Ferrari V-400

NS - CS - CR - CP - OL

MV-400
- Versione magnetica
- Magnetic version
- Mit magnetischem Schließvorgang

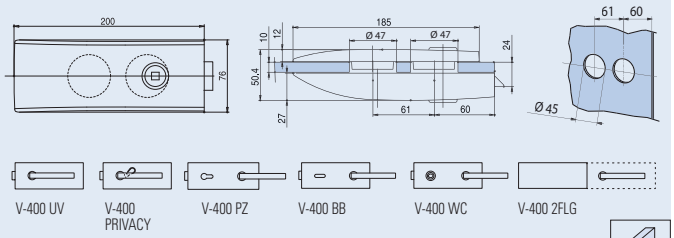

PRICE LIST 2017 ► 223

xla33

8-10-12

One V-100

NS - CS - CR - CP - OL

MV-100
- Versione magnetica
- Magnetic version
- Mit magnetischem Schließvorgang

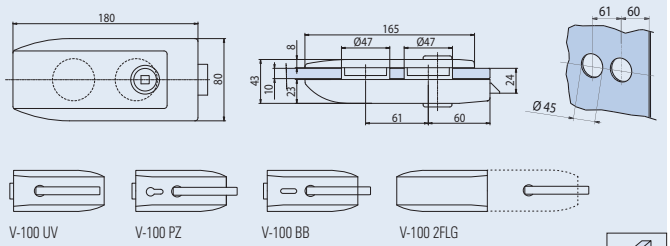

PRICE LIST 2017 ► 226

xla183

8-10-12

V-554 NC

V-557

Botte V-554 / V-557

- Serrature Botte con gancio per scorrevole, chiavistello tondo e scrocco ad olivetta.
- Locks Botte with Hook for sliding doors, with rounded dead bolt or with double bevelled latch.
- Botte Schlösser mit Hakenriegel für Schiebetüren, Mittelschloss mit Bolzen oder mit doppel schrägkantiger Falle.

NS - CS - CR - CP - OL

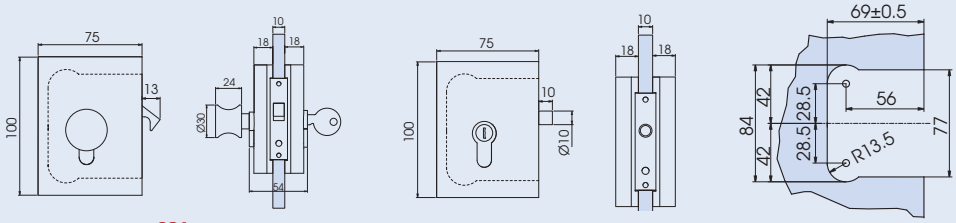

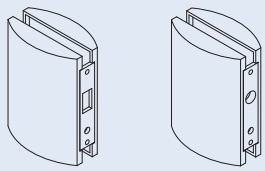

V-554 2FLG

V-557 2FLG

PRICE LIST 2017 ► 231

xme061-1

8-10-12

Minima V-504 / V-505

- Serratura con gancio per porta scorrevole.
- Lock with hook for glass - sliding system.
- Hakenschloss.

NS - CS - CR - CP - OL

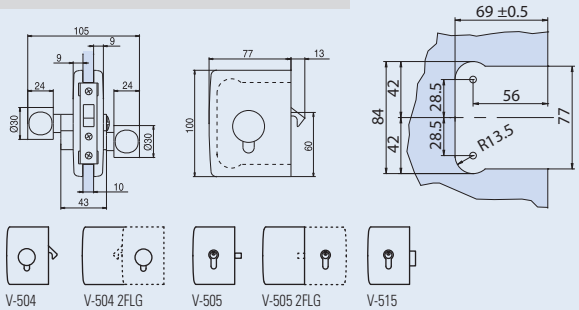

PRICE LIST 2017 ► 229

xla42

8-10-12

Minima battuta V-518 / V-519 / V-520

- Serrature con battuta per porte a battente.
- Locks with rebate for rebated doors.
- Schloss für Türen mit Anschlag.

NS - CS - CR - CP - OL

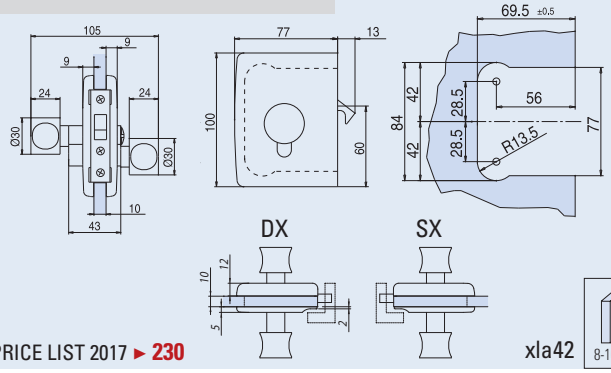

PRICE LIST 2017 ► 230

xla42

8-10-12

Controserrature V-529

- Controserratura montaggio a muro.
- Striker for wall installation.
- Gegenkasten für Schiebetüren auf der Wand.

NS - CS - CR - CP

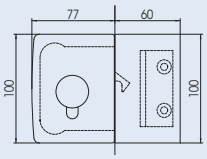

D1 = 12/20 Regolabile - 12 (minima)
Adjustable
Regulierbar

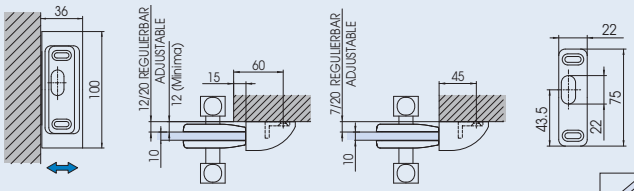

PRICE LIST 2017 ► 231

xla270 GER

8-10-12

Controserrature V-530

- Controserratura montaggio su vetro.
- Striker for glass installation.
- Gegenkasten bei Glasmontage.

NS - CS - CR - CP

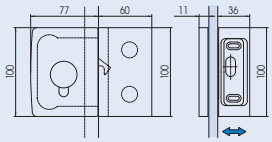

D = 12/20 Regolabile - 12 (minima)
Adjustable
Regulierbar

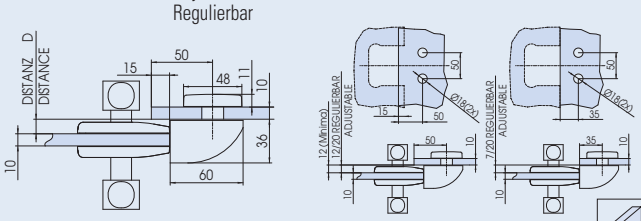

PRICE LIST 2017 ► 231

xla270 GER

8-10-12

Minima V-604

- Serratura per scorrevoli con tirante.
- Locks with flush pull for sliding doors.
- Schlösser für Schiebetüren mit Stirnseitigem Griff.

NS - CR - CP

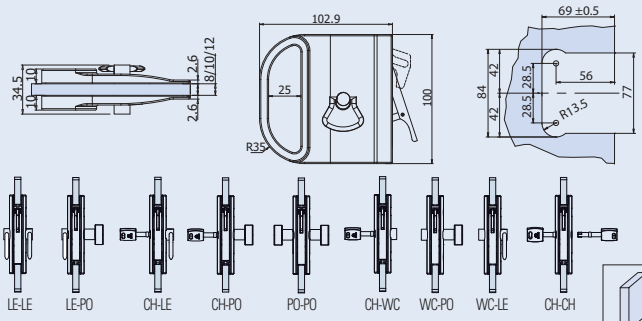

PRICE LIST 2017 ► 239

xme151 GER

8-10-12

Minima V-407

- Serratura per scorrevoli con tirante.
- Locks with flush pull for sliding doors.
- Schlösser für Schiebetüren mit Stirnseitigem Griff.

NS - CR - CP

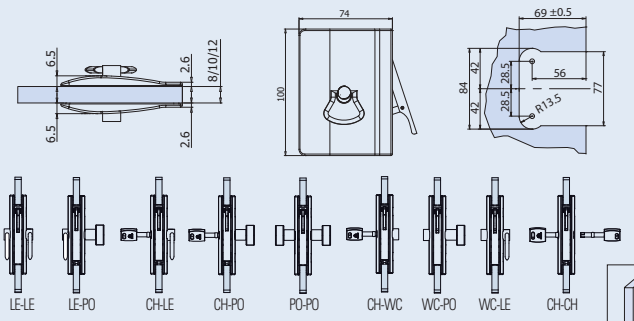

PRICE LIST 2017 ► 240

xme152

8-10-12



CERNIERE VERTICALI | SIDE HINGES | 3-TEILIGE BÄNDER

V-709 LIBRA

- Cerniera verticale con aletta fissaggio.
- Side Hinge with fixing plate.
- Band mit Anschraubplatte.

NS - CS - CR - CP - NO

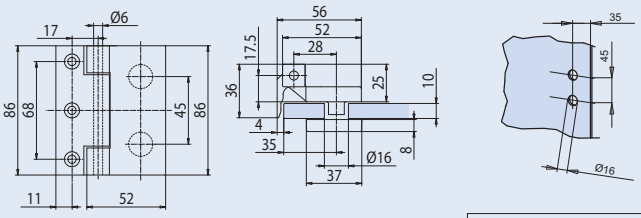

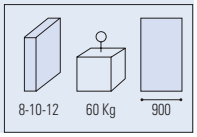

PRICE LIST 2017 ► 247

xla217

V-509 SLIM

- Cerniera con aletta fissaggio.
- Side hinge with fixing plate.
- Band mit Anschraubplatte.

NS - CS - CR - CP - OL - AN

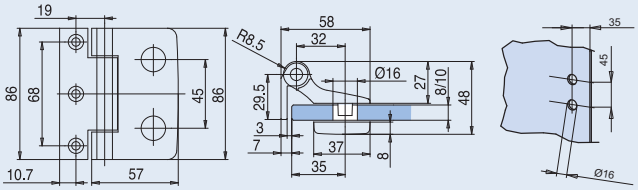

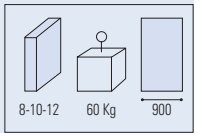

PRICE LIST 2017 ► 247

xla46

V-409 STILO

- Cerniera verticale con aletta fissaggio universale.
- Side Hinge with fixing plate.
- Band mit Anschraubplatte.

NS - CS - CR - CP

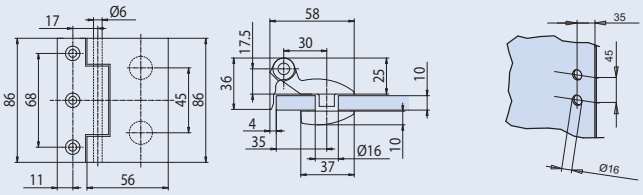

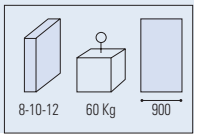

PRICE LIST 2017 ► 247

xla217

V-809

- Cerniera verticale con aletta fissaggio.
- Side Hinge with fixing plate.
- Band mit Anschraubplatte.

AN - NS - CR - CP

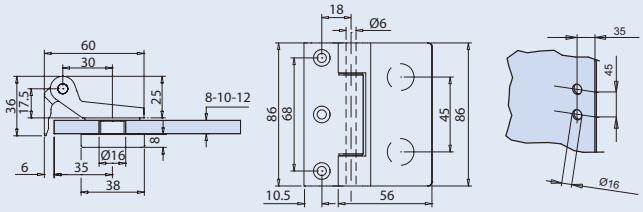

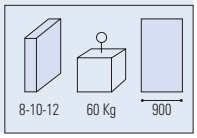

PRICE LIST 2017 ► 247

xme348

V-402

- Cerniera verticale tipo tedesco.
- Side Hinge german type.
- 3-teiliges Band einschl. Hülse für Rahmenteil DIN-NORM.

AN - IXE - NS - CS - CR - CP - OL

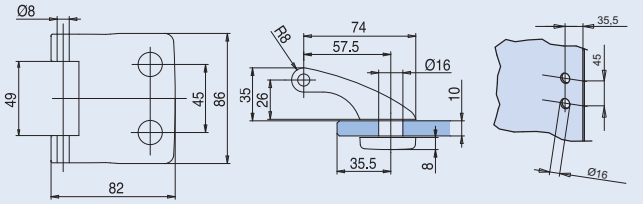

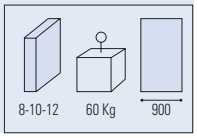

PRICE LIST 2017 ► 248

xla34

V-702 ZETA

- Cerniera verticale tipo tedesco.
- Side Hinge german type.
- 3-teiliges Band einschl. Hülse für Rahmenteil DIN-NORM.

NS - CS - CR - CP

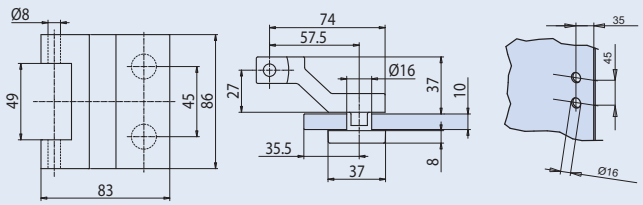

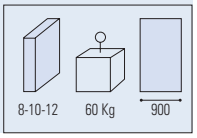

PRICE LIST 2017 ► 248

xla218

V-729
- Cerniera verticale con aletta fissaggio.
- Side Hinge with fixing plate.
- Band mit Anschraubplatte.

AN - NS - CR

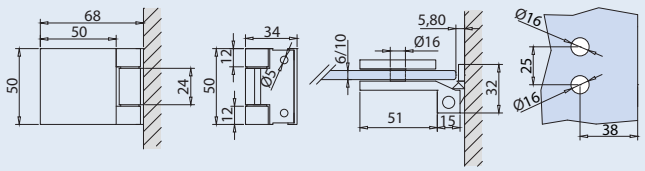

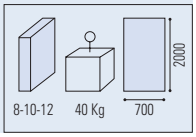

PRICE LIST 2017 ► 247

xme380

V-739
- Cerniera verticale vetro / vetro
- Hinge for glass / glass
- Band für Glas / Glas

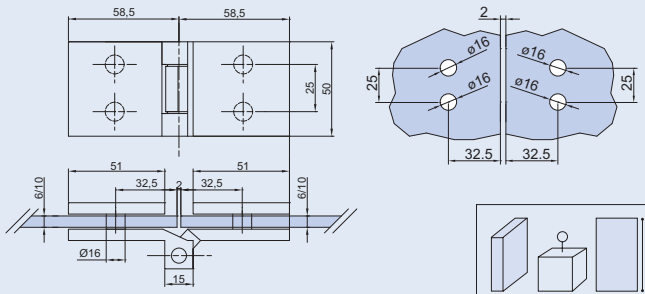

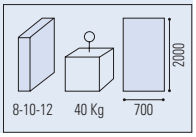

PRICE LIST 2017 ► 247

xme424

V-513 SLIM
- Cerniera verticale vetro/vetro.
- Hinge for glass/glass.
- Band für Glas/Glas.

NS - CS - CR - CP

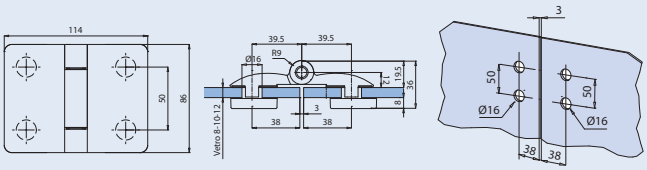

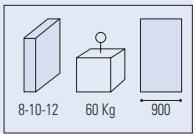

PRICE LIST 2017 ► 247

xme165 / xme165-1

V-707 DX
V-707 SX
- Cerniera a pavimento / soffitto regolabile.
- Top / bottom hinge with height adjustable.
- Band höhenverstellbar für oben/unten.

NS - CS - CR - CP

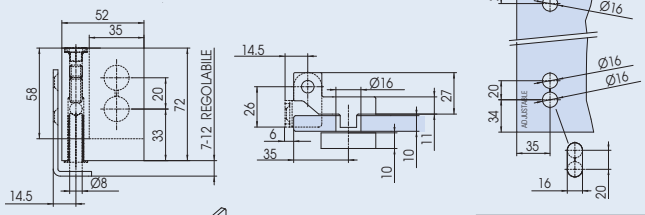

non incluso
not included
nicht enthalten

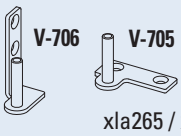

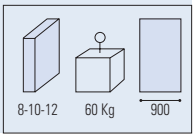

PRICE LIST 2017 ► 248

xla265 / xla265-1

V-107 SLIM
- Cerniera pavimento/ soffitto regolabile.
- Top bottom hinge with height adjustable.
- Band, höhenverstellbar für oben/unten bzw. Seiten Befestigung.

NS - CS - CR - CP - OL

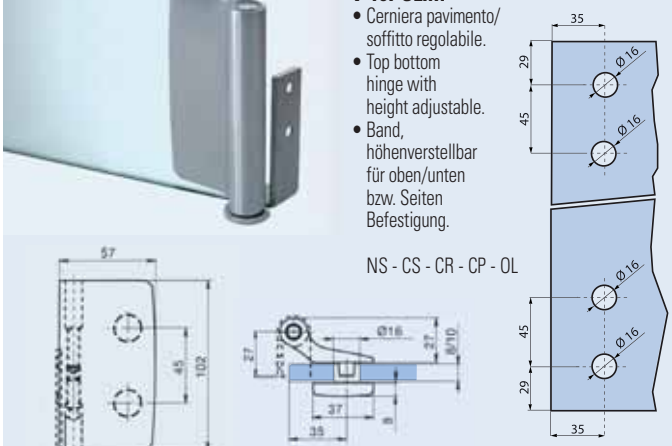

non incluso
not included
nicht enthalten

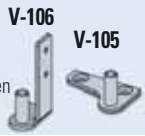

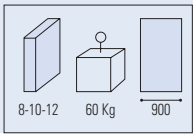

PRICE LIST 2017 ► 248

xla153

V-719
- Cerniera verticale per stipiti rasomuro P-060, P-070.
- Vertical hinge for door jambs P-060, P-070.
- Band für wandbündige Aluzargen P-060, P-070.

NS - CS - CR

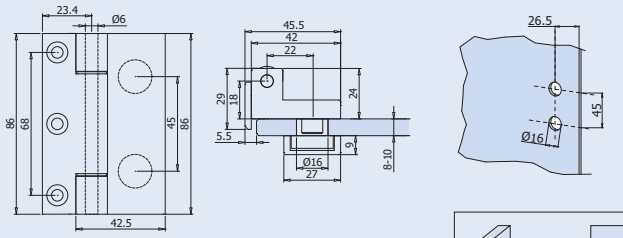

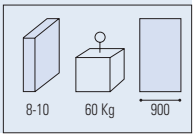

PRICE LIST 2017 ► 249

xme199l / xme199l-1

V-704 DX
V-704 SX

NEW

- Cerniera a pavimento / soffitto regolabile.
- Top / bottom hinge with height adjustable.
- Band höhenverstellbar für oben/unten.

AN - CP - CR - CS - NS - NO

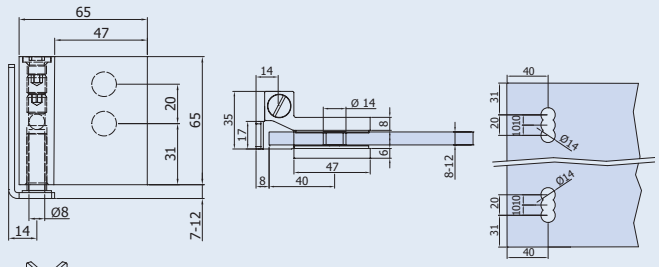

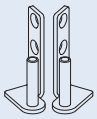

V-703
non incluso
not included
nicht enthalten

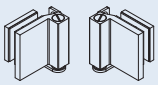

DX SX

SUPPLEMENTARY PRICE LIST

xme511

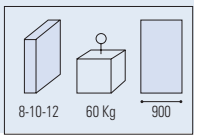

V-701

NEW

- Cerniera verticale con aletta fissaggio.
- Side Hinge with fixing plate.
- Band mit Anschraubplatte.

AN - CP - CR - CS - NS - NO

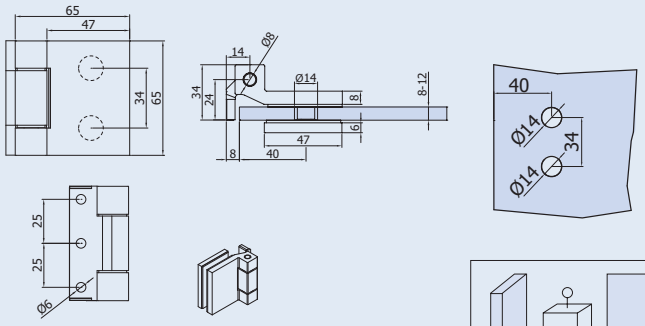

SUPPLEMENTARY PRICE LIST

xme511

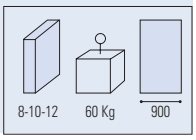

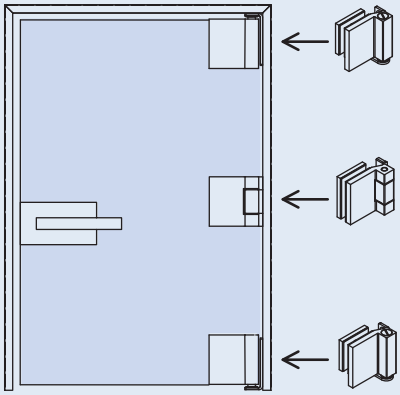

NEW

V-704 SX

V-701
- Optional per altezze superiori a 2500 mm
- Optional for height door panel more than 2500 mm
- Optional für Türhöhe mehr als 2500 mm

V-704 DX

SUPPLEMENTARY PRICE LIST

CERNIERE TUTT'ALTEZZA | HINGES PROFILES | BANDPROFILE

P-08

- Cerniera tutt'altezza ad incollaggio per applicazione su stipiti battuta da 40 mm.
- Hinge profile - glass to be glued - for frames with rebate depth 40 mm.
- Bandprofil (Glas wird geklebt) für Falztiefe 40 mm.

AN

L=2400

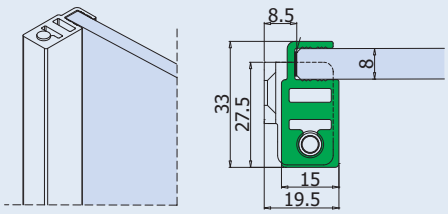

PRICE LIST 2017 ► 249

xme199l

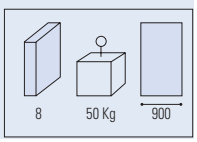

P-09

- Cerniera tutt'altezza per applicazione su stipiti battuta da 40 mm.
- Hinge profile for frame with rebate depth 40mm.
- Bandprofil für Falztiefe 40mm.

AN

L=2400

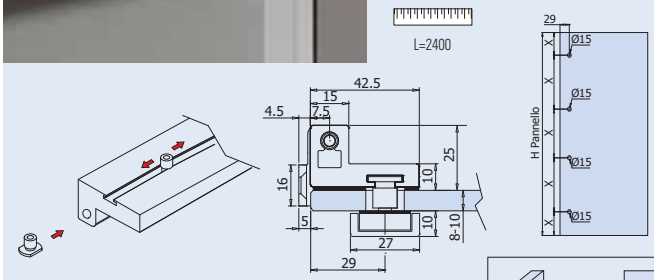

PRICE LIST 2017 ► 249

xme199c2 / xme199i

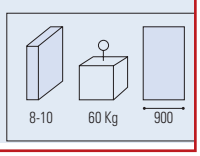

CERNIERE ORIZZONTALI | HORIZONTAL HINGES | 2-TEILIGE BÄNDER

V-201

- Cerniera Tonda tipo tedesco.
- Side hinge Tonda german type.
- 2-teiliges Band Tonda einschl. Hülse.

NS - CS - CR - CP - OL

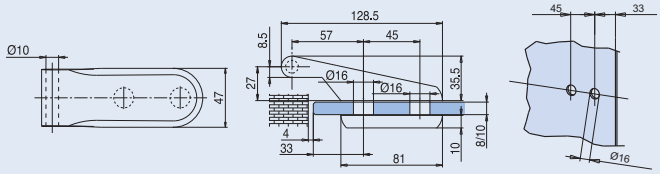

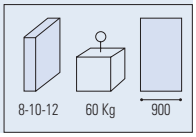

PRICE LIST 2017 ► 250 xla32

V-202

- Cerniera Tonda con aletta fissaggio per stipiti 28mm.
- Round side hinge with fixing plate for rebates of 28mm.
- Band Tonda mit Anschraubplatte für Falztiefe 28mm.

NS - CS - CR - CP - OL

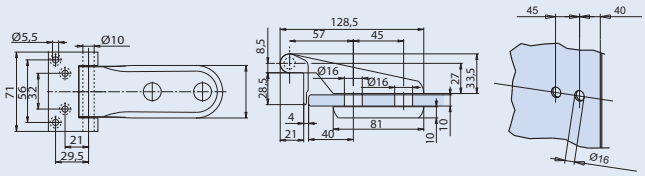

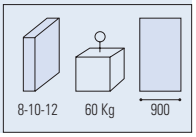

PRICE LIST 2017 ► 250 xla32

V-401 FERRARI

- Cerniera tipo tedesco.
- Side hinge german type.
- 2-teiliges Band einschl. Hülse.

NS - CS - CR - CP - OL

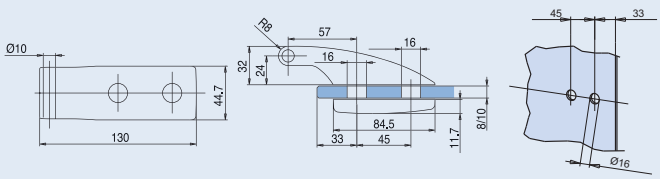

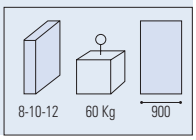

PRICE LIST 2017 ► 250 xla34

V-403 FERRARI

- Cerniera con aletta fissaggio per stipiti da 28mm.
- Side hinge with fixing plate for rebates of 28mm.
- Band mit Anschraubplatte für Falztiefe 28mm.

NS - CS - CR - CP - OL

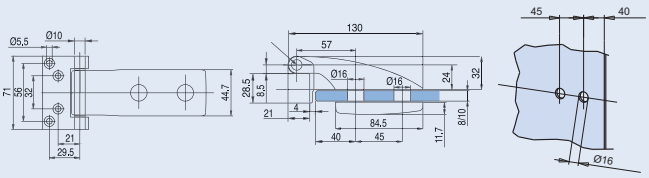

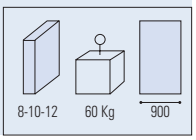

PRICE LIST 2017 ► 250 xme013

V-201 ECONOMY

- Cerniera Tonda tipo tedesco.
- Side hinge Tonda german type.
- 2-teiliges Band Tonda einschl. Hülse.

AN - IXE - CS

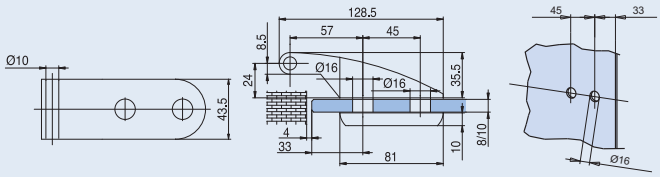

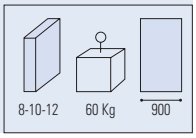

PRICE LIST 2017 ► 250 xme012

V-202 ECONOMY

- Cerniera Tonda con aletta fissaggio per stipiti 28mm.
- Round side hinge with fixing plate for rebates of 28mm.
- Band Tonda mit Anschraubplatte für Falztiefe 28mm.

AN - IXE

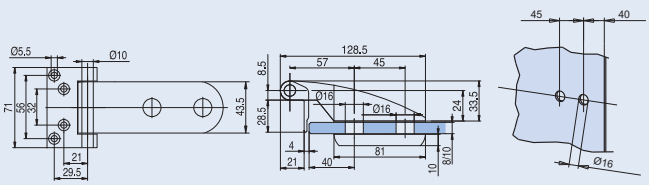

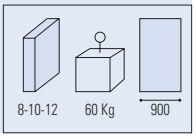

PRICE LIST 2017 ► 250 xme012

V-102

- Cerniera One tipo tedesco.
- Side hinge One german type.
- 2-teiliges Band One einschl. Hülse.

NS - CS - CR - CP - OL

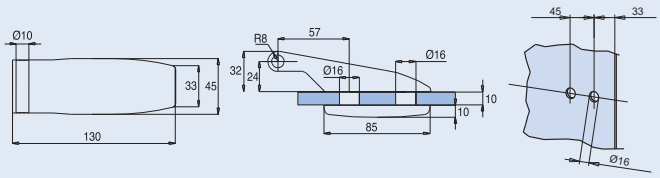

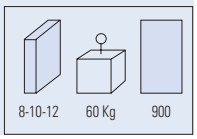

PRICE LIST 2017 ► 250

xla188

L-220

- Cerniera a scatto vetro/vetro, senza viti in vista. Materiale: Zamak.
- Glass to glass clicking hinge, with not visible screws. Material: Zamak.
- Duschtürband Glas-Glas ohne sichtbaren Schrauben. Material: Zamak.

CR - NS - CP

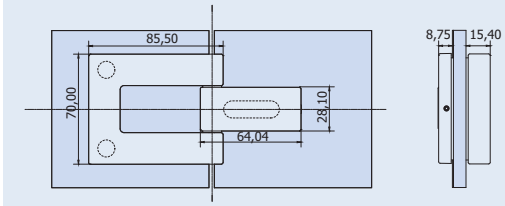

xme403

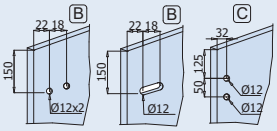

B =
- Lavorazione vetro alternativa
- Alternative glass preparation
- Alternative Glasbearbeitung

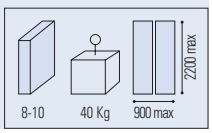

P-09

- Cerniera
- Side hinge
- Band

CERNIERE AUTOMATICHE | AUTOMATIC HINGES | AUTOMATISCHE BÄNDER

V-508

- Cerniera automatica con apertura 180°.
- Automatic hinge with opening 180°.
- Automatisches Pendeltürband mit Öffnung 180°.

NS - CR - CS - CP - OL

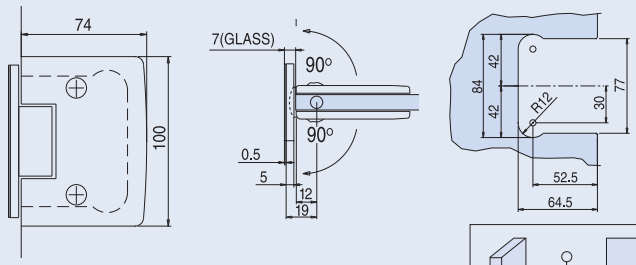

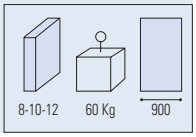

PRICE LIST 2017 ► 251 xla37

V-516

- Cerniera automatica vetro/vetro con apertura 180°.
- Automatic hinge glass to glass with opening 180°.
- Automatisches Pendeltürband Glas-Glas mit Öffnung 180°.

NS - CR - CS - CP - OL

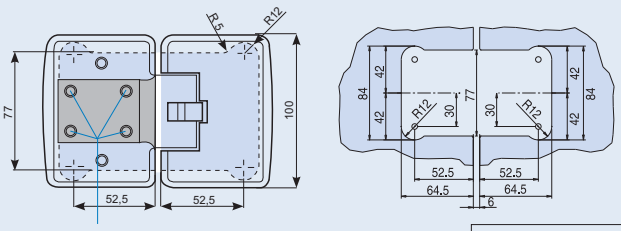

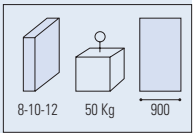

PRICE LIST 2017 ► 251 xla37

V-908

- Cerniera automatica con apertura 180°
- Automatic hinge opening 180°
- Automatisches Pendeltürband mit Öffnung 180°

NS - CR - CP

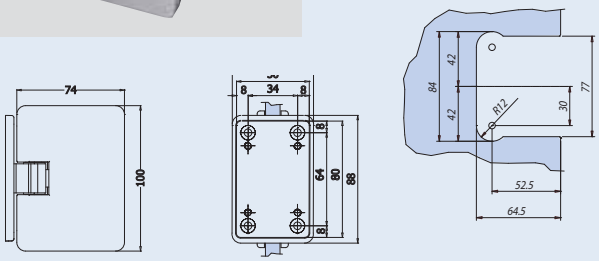

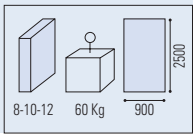

PRICE LIST 2017 ► 251 xme443

V-507

- Cerniera automatica chiusura a 90° per porte in battuta, profondità stipite 28 mm.
- Automatic hinge closing at 90° for doors with stop frame, rebate depth 28 mm.
- Anschlagtürbänder mit selbstschließender Mechanik, für Falztiefe 28 mm.

NS - CR - CS - CP - OL

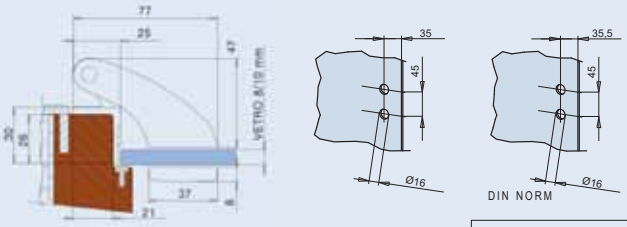

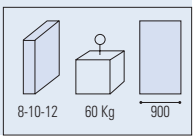

PRICE LIST 2017 ► 251 xla47

V-708

- Cerniera automatica apertura 180°.
- Automatic hinge with opening 180°.
- Automatisches Pendeltürband mit öffnung 180°.

NS

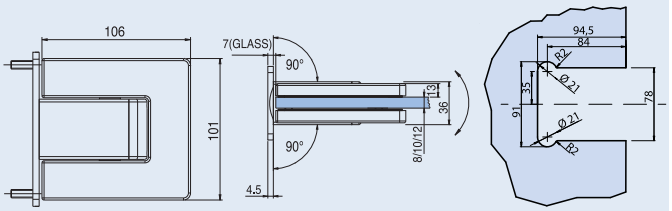

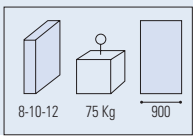

PRICE LIST 2017 ► 251 xme014

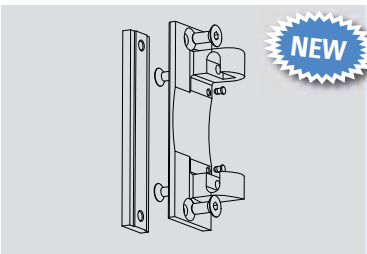

NEW

P-066

- Aletta optional per montaggio cerniera V-807 su stipite P-080-SL senza lavorazioni.
- Optional fixing plate for hinge V-807 for door frame P-080-SL without profile preparation.
- Optional Befestigungsplatte für Band V-807 für Anschlagtürzarge P-080-SL ohne Profilbearbeitung.

AN

cerniera V-807 non inclusa
hinge V-807 not included

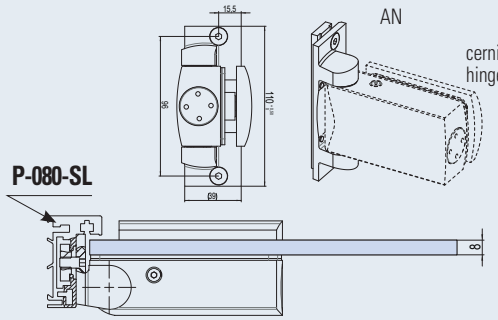

SUPPLEMENTARY PRICE LIST xru004

CERNIERE OLEODINAMICHE | HYDRAULIC HINGES | HYDRAULISCHE BÄNDER

V-808

- Cerniera oleodinamica con regolazione della velocità di chiusura dell'anta, stop a 0° + 90° - 90°.
- Hydraulic hinge with adjustment of the closing speed, stop at 0° + 90° - 90°.
- Hydraulikband mit Einstellung der Türschließgeschwindigkeit stop zu 0° + 90° - 90°.

AN - NS - CR

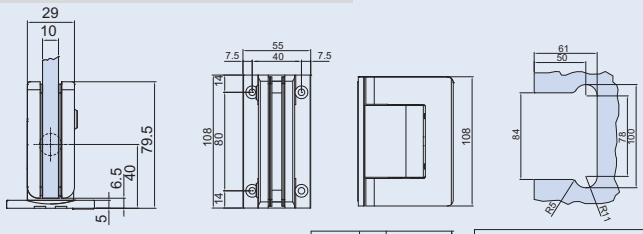

- Valvola di regolazione velocità chiusura anta
- Adjusment valve closing speed of door
- Regelsventil für die Türschließgeschwindigkeit

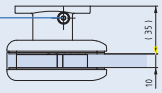

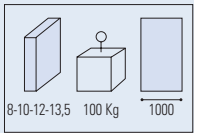

PRICE LIST 2017 ► 252

xme499-A

V-808-AS

- Cerniera oleodinamica con regolazione della velocità di chiusura dell'anta (con aletta spostata), stop a 0° + 90° - 90°.
- Hydraulic hinge with adjustment of the closing speed, (with offset fixing wing), stop at 0° + 90° - 90°.
- Hydraulikband mit Einstellung der Türschließgeschwindigkeit (einseitige Anschraubplatte) stop zu 0° + 90° - 90°.

AN - NS - CR

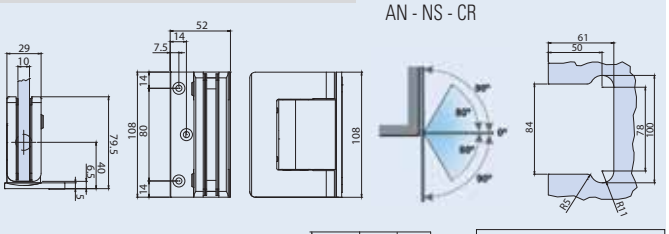

- Valvola di regolazione velocità chiusura anta
- Adjusment valve closing speed of door
- Regelsventil für die Türschließgeschwindigkeit

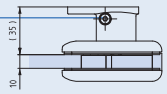

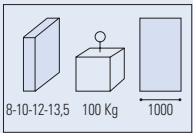

PRICE LIST 2017 ► 252

xme499-B

V-816

- Cerniera oleodinamica vetro/vetro 180° con regolazione della velocità di chiusura dell'anta, stop a 0° + 90° - 90°.
- Hydraulic hinge (glass/glass) 180° with adjustment of the closing speed, stop at 0° + 90° - 90°.
- Hydraulikband (Glas-Glas) 180° mit Einstellung der Türschließgeschwindigkeit stop zu 0° + 90° - 90°.

AN - NS - CR

- Valvola di regolazione velocità chiusura anta
- Adjusment valve closing speed of door
- Regelsventil für die Türschließgeschwindigkeit

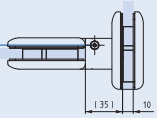

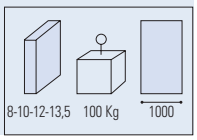

PRICE LIST 2017 ► 252

xme499-C

V-807

- Cerniera oleodinamica con regolazione della velocità di chiusura dell'anta, per porte in battuta. Profondità stipite 40 mm. Stop a 0° +90°
- Hydraulic hinge with adjustment of the closing speed glazes of the door with stop. Rebate depth 40 mm. Stop at 0° +90°.
- Automatik-Hydraulikscharnier mit Regulierung der Schließge-schwindigkeit der Tür. Für Anschlagtüren geeignet, für Falztiefe 40 mm. Feststellung bei 0° +90°

AN - CR - NS

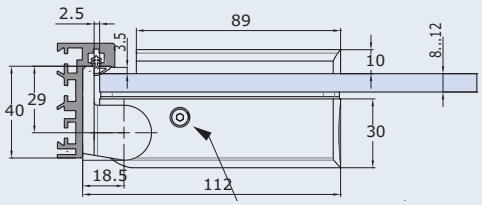

- Valvola di regolazione velocità chiusura anta
- Adjusment valve closing speed of door
- Regelsventil für die Türschließgeschwindigkeit

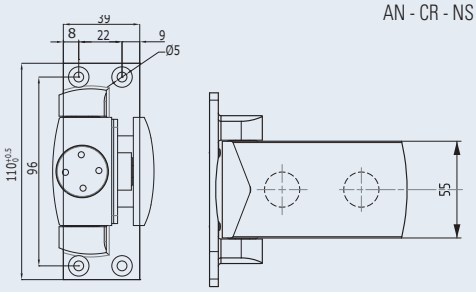

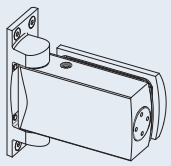

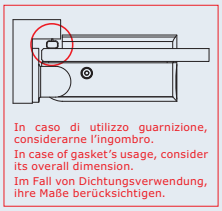

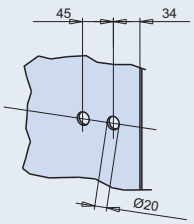

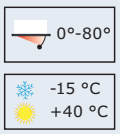

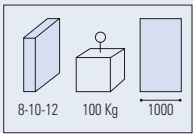

SUPPLEMENTARY PRICE LIST

xme516 / xru003

CERNIERE OLEODINAMICHE | HYDRAULIC HINGES | HYDRAULISCHE BÄNDER

V-808-R

- Cerniera oleodinamica con regolazione della velocità di chiusura dell'anta e regolazione del punto 0. Corpo interno anodizzato e copertina esterna in acciaio inox AISI 316. Stop a 0° + 90° - 90°.
- Hydraulic hinge with adjustment of the closing speed and zero point adjustability. Inner body is anodized and cover made of stainless steel AISI 316. Stop at 0° + 90° - 90°.
- Hydraulikband mit Einstellung der Türschließgeschwindigkeit und 0°-Punkt-Regulierung. Der innere körper ist eloxiert Abdeckung aus Edelstahl AISI 316. Stop zu 0° + 90° - 90°.

IX - IL

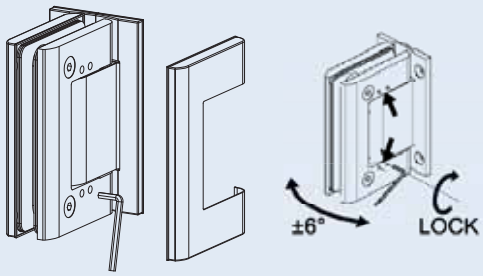

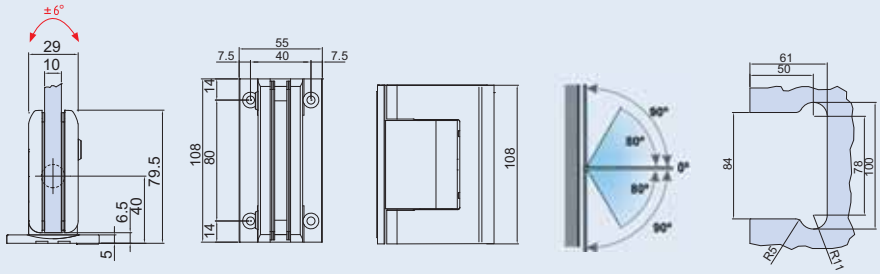

- Valvola di regolazione velocità chiusura anta
- Adjusment valve closing speed of door
- Regelsventil für die Türschließgeschwindigkeit

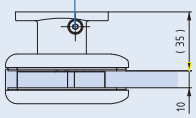

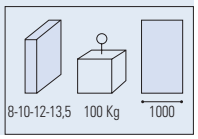

PRICE LIST 2017 ► 252

xme499-D

V-816-R

- Cerniera oleodinamica vetro/vetro 180° con regolazione della velocità di chiusura dell'anta e regolazione del punto 0. Corpo interno anodizzato e copertina esterna in acciaio inox AISI 316 Stop a 0° + 90° - 90°.
- Hydraulic hinge (glass/glass) 180° with adjustment of the closing speed and zero point adjustability. Inner body is anodized and cover made of stainless steel AISI 316. Stop at 0° + 90° - 90°.
- Hydraulikband (Glas-Glas) 180° mit Einstellung der Türschließgeschwindigkeit und 0°-Punkt-Regulierung. Der innere körper ist eloxiert Abdeckung aus Edelstahl AISI 316. Stop zu 0° + 90° - 90°.

IX - IL

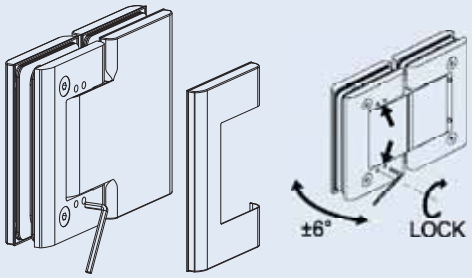

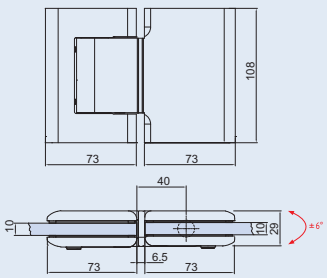

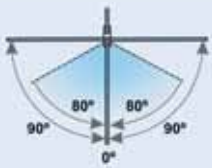

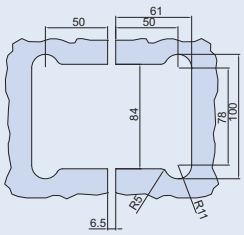

- Valvola di regolazione velocità chiusura anta
- Adjusment valve closing speed of door
- Regelsventil für die Türschließgeschwindigkeit

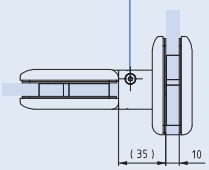

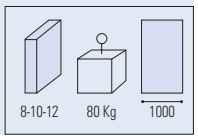

PRICE LIST 2017 ► 252

xme499-E

LAM-H1006

- Cerniera inferiore oleodinamica con chiudiporta integrato, stop a 0° + 90° -90°.
- Hydraulic bottom hinge with integrated door closer stop at 0° + 90° -90°.
- Unteres Hydraulikband mit Einstellung der Türschließgeschwindigkeit Stop zu 0°, +90°, -90°.

IX - AN

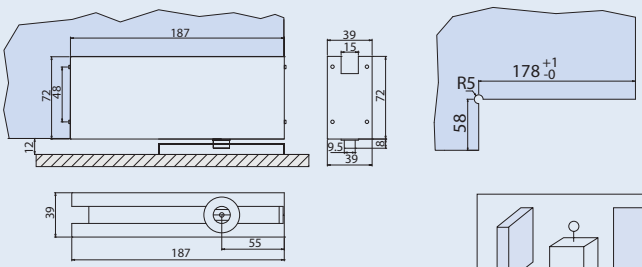

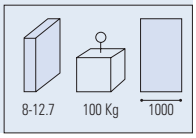

PRICE LIST 2017 ► 275

xme338

LAM-H1007

- Cerniera inferiore oleodinamica con chiudiporta integrato, stop a 0° + 90° -90°.
- Hydraulic bottom hinge with integrated door closer stop at 0° + 90° -90°.
- Unteres Hydraulikband mit Einstellung der Türschließgeschwindigkeit Stop zu 0°, +90°, -90°.

IX

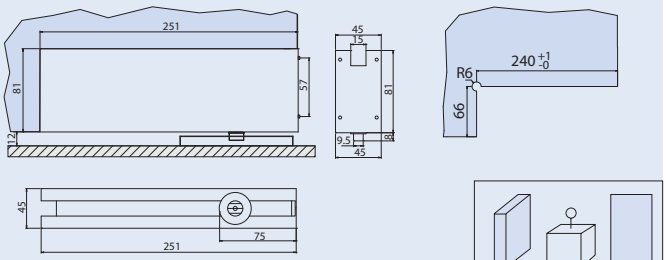

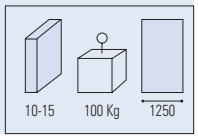

PRICE LIST 2017 ► 275

xme338



CILINDRI | CYLINDERS | ZYLINDER

C-01
- Cilindro WC con pomolo per lato serratura.
- WC cylinder with knob for lock side.
- WC Zylinder mit Knopf auf Schlossseite.

CS - NS - CR - OL

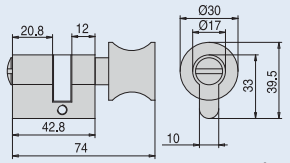

xla53

PRICE LIST 2017 ► 246

C-02
- Cilindro WC con pomolo per lato battuta .
- WC cylinder with knob for rebate side.
- WC Zylinder mit Knopf auf Schlossgegenseite.

CS - NS - CR - OL

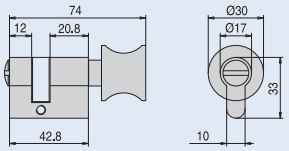

xla53

PRICE LIST 2017 ► 246

C-03
- Cilindro con doppio pomolo.
- Cylinder with double knob.
- Zylinder mit Doppelknopf.

CS - NS - CR - OL

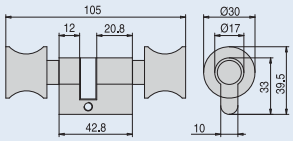

xla53

PRICE LIST 2017 ► 246

C-04
- Cilindro asimmetrico da 48 mm.
- Cylinder asymmetrical with length 48 mm.
- Zylinder unsymmetrisch mit Länge 48mm.

CS - NS - CR - OL

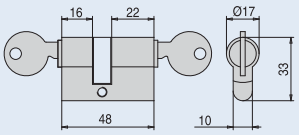

xla53

PRICE LIST 2017 ► 246

C-05
- Cilindro con pomolo e chiave.
- Cylinder with knob and key.
- Zylinder mit Knopf und Schlüssel.

CS - NS - CR

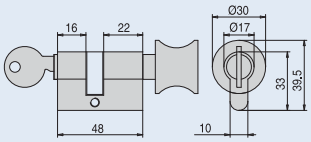

xla53

PRICE LIST 2017 ► 246

C-06
- Cilindro asimmetrico da 45 mm.
- Cylinder symmetrical length 45 mm.
- Zylinder symmetrisch mit Länge 45mm.

CR

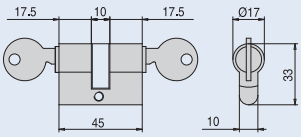

xla53

PRICE LIST 2017 ► 246

C-08
- Cilindro con pomolo e chiave mm 62.
- Cylinder with knob and key length 62 mm.
- Zylinder mit Knopf und Schlüssel Länge 62 mm.

CS - NS - CR - OL

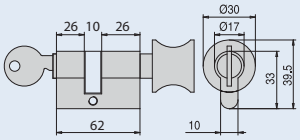

xla53

PRICE LIST 2017 ► 246

C-09
- Cilindro asimmetrico 48 mm.
- Cylinder asymmetrical with lenght 48 mm.
- Zylinder unsymmetrisch mit Länge 48 mm.

CR

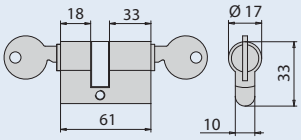

xla53

PRICE LIST 2017 ► 246

C-07
- Cilindro WC asimmetrico con 1 pomolo per chiusura porta ed 1 fisso per tirare anta.
- WC cylinder asymmetrical with double knob (1 with closing function, 1 fixed).
- WC-Zylinder unsymmetrisch mit Doppelknopf einmal mit Schließfunktion, einmal ohne Funktion.

CS - NS - CR - OL

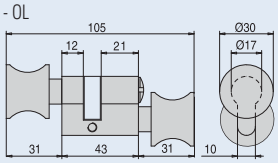

PRICE LIST 2017 ► 246 xla53

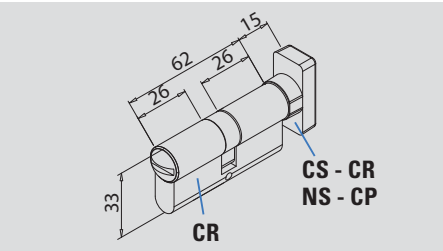

C-013
- Cilindro WC con pomolo.
- WC cylinder with knob.
- WC Zylinder mit Knopf.

CS - NS - CP - CR

PRICE LIST 2017 ► 232 fb049-a-gr

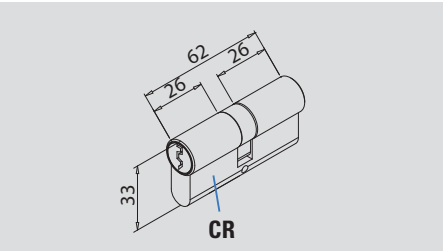

C-014
- Cilindro asimmetrico da 45 mm.
- Cylinder symmetrical length 45 mm.
- Zylinder symmetrisch mit Länge 45mm.

CR

PRICE LIST 2017 ► 232 fb049-a-gr

CRICCHETTI | ROLLERBOLTS | TÜRSCHNÄPPER

V-025

CS

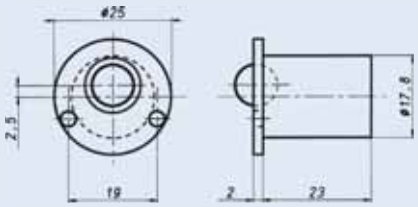

PRICE LIST 2017 ► 242 xla144

V-026

CS

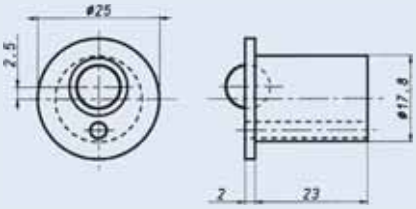

PRICE LIST 2017 ► 242 xla144

V-027

CS

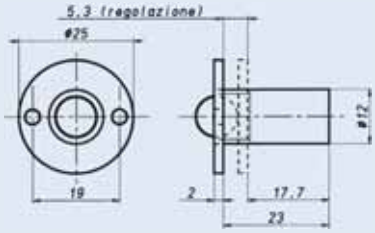

PRICE LIST 2017 ► 242 xla144

V-028

CS

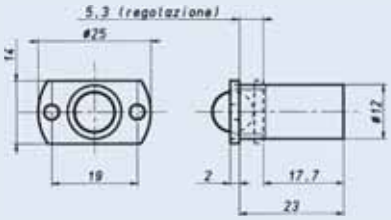

PRICE LIST 2017 ► 242 xla144

V-029

CS

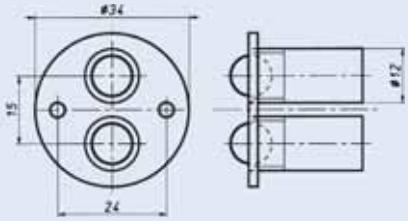

PRICE LIST 2017 ► 242 xla144

V-003-8

- Catenacciolo per porta doppia vetro 8 mm.
- Locking bolt for glass 8 mm.
- Feststeller für Glas 8 mm.

CS - NS - CR - OL - CP

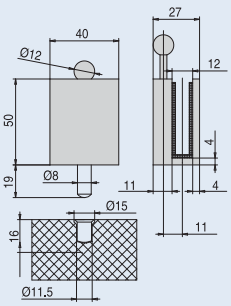

PRICE LIST 2017 ► 241 xla56b

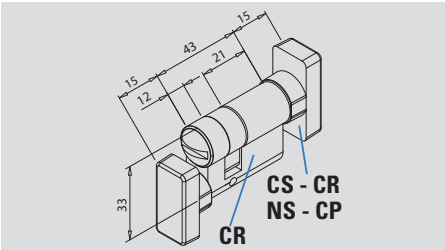

C-016

- Cilindro WC asimmetrico con 1 pomolo per chiusura porta ed 1 fisso per tirare anta.
- WC cylinder asymmetrical with double knob (1 with closing function, 1 fixed).
- WC-Zylinder unsymmetrisch mit Doppelknopf einmal mit Schließfunktion, einmal ohne Funktion.

CS - NS - CP - CR

PRICE LIST 2017 ► 236 fb049-a-gr

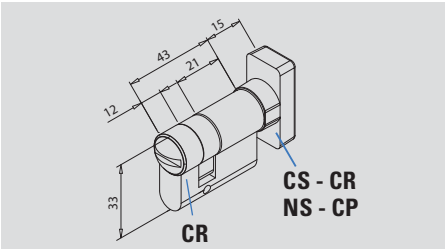

C-018

- Cilindro WC con pomolo per lato battuta .
- WC cylinder with knob for rebate side.
- WC Zylinder mit Knopf auf Schlossgegenseite.

CS - NS - CP - CR

PRICE LIST 2017 ► 236 fb049-a-gr

V-004

- Catenacciolo porta doppia.
- Locking bolt for double door.
- Türschnäpper für 2-flg.

CS

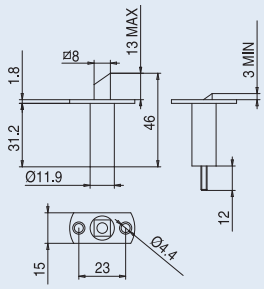

PRICE LIST 2017 ► 241 xla56b

CONTROPIASTRE | STRIKE PLATE | SCHLIESSBLECH

V-037

- Contropiastra per stipiti con profondità 40 mm art. P-030 e P-040.
- Flat strike plate for frames P-030 and P-040.
- Schließblech für Türzargen P-030 und P-040.

IX

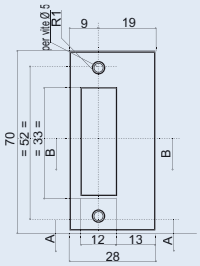

PRICE LIST 2017 ► 244 SB-252

CP-01

- Contropiastra piatta universale.
- Flat strike plate universal.
- Schließblech universal.

AN

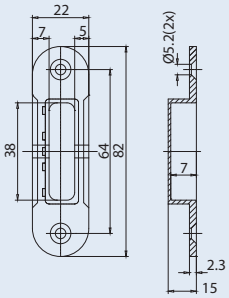

PRICE LIST 2017 ► 243 xla241

V-931

- Contropiastra per battuta a muro per serratura V-900.
- Wall strike plate for lock V-900.
- Wand Schließblech mit Anschlag für Schloss V-900.

NS - AN

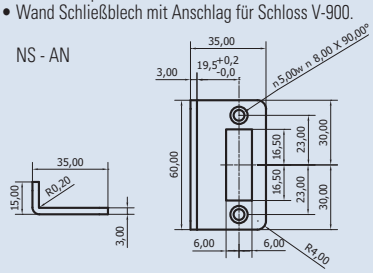

SUPPLEMENTARY PRICE LIST 259P035

V-002

- Contropiastra piatta
- Flat strike plate
- Schliessplatte.

CR

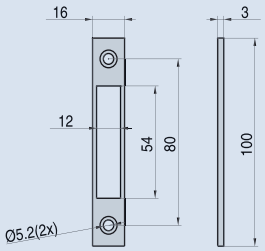

PRICE LIST 2017 ► 243 xla132

V-020

- contropiastra per stipite da 40 mm
- strike plate for rebates of 40 mm
- Winkelschließblech für falztiefe 40 mm.

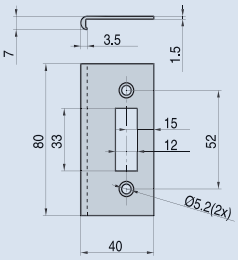

PRICE LIST 2017 ► 243 xla132

V-022

- Contropiastra per serratura V-504 per scorrevole
- Flat strike plate for hook lock V-504
- Schließplatte für Hakenfalle Schloss V-504

CS - NS - CR - OL

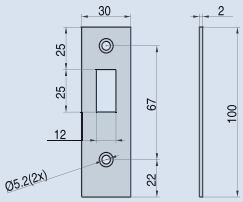

PRICE LIST 2017 ► 243 xla132

V-023

- Contropiastra per serratura V-505 con perno
- Flat strike plate for pivot lock V-505
- Schliessplatte für Schloss V-505

CS - NS - CR - OL

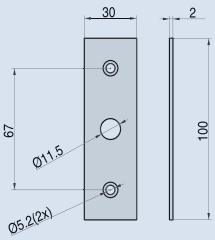

PRICE LIST 2017 ► 243 xla132

V-031

- Contropiastra per battuta a muro per serrature art. V-200, V-400, V-600, V-700, V-720 montate su vetro da 10 mm
- Wall strike plate for locks art. V-200, V-400, V-600, V-700, V-720 with glass 10 mm
- Winkelschliessblech Wand befestigung für Schlösser V-200 , V-400 , V-600 , V-700, V-720 mit Glas 10 mm

CS

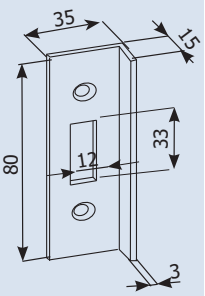

PRICE LIST 2017 ► 243

V-032

- Contropiastra piatta per stipiti da 48 mm
- Strike plate for rebates 48 mm
- Schließplatte für Falztiefe 48 mm

CS - CR

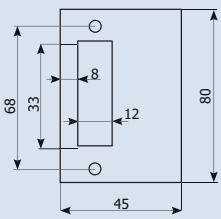

PRICE LIST 2017 ► 244

V-033

- Contropiastra per stipite da 28 mm. per serrature art. V-200, V-400, V-600, V-700, V-720 montate su vetro da 10
- Strike plate for rebates of 28 mm for locks art. V-200, V-400, V-600, V-700, V-720 with glass 10 mm
- Winkelschließblech für schlösser V-200, V-400, V-600, V-700, V-720 mit Falztiefe 28 mm und Glas 10 mm

IX

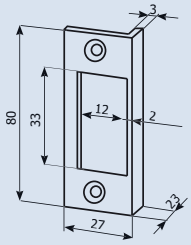

PRICE LIST 2017 ► 244

CP-04

- Contropiastra a muro per serratura V-750
- Wall strike plate for lock V-750
- Wandschließblech mit Anschlag für Schloss V-750

AN

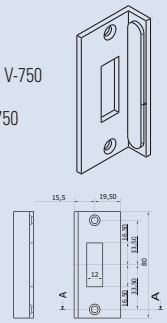

PRICE LIST 2017 ► 244

136P035

CP-011

- Contropiastra magnetica regolabile tramite le 2 viti per serrature magnetiche tipo: MV-100/MV-200/MV-300/ MV-400/MV-720
- Magnetic strike plate adjustable through front screws for magnetic locks: MV-100/MV-200/MV-300/MV-400/MV-720
- Magnetisches Schliessblech erstellbar durch vorderen Schrauben für magnetische Schlösser. MV-100/MV-200/MV-300/ MV-400/MV-720

AN

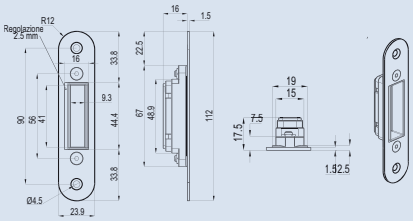

PRICE LIST 2017 ► 245

CP-012

- Contropiastra magnetica per MV-750
- Magnetic strike plate for lock MV-750
- Magnetisches Schließlech für Schloss MV-750 standard inkl..

CP

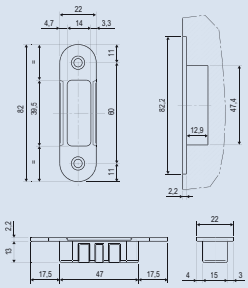

PRICE LIST 2017 ► 245

CP-013

- Contropiastra magnetica per MV-750 per stipiti in alluminio
- Magnetic strike plate for lock MV-750 with aluminium door jambs profiles
- Magnetisches Schließlech für Schloss MV-750 mit Aluzarge.

CP

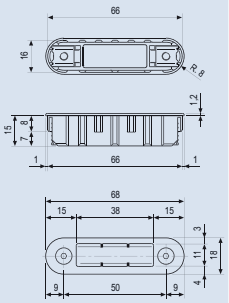

PRICE LIST 2017 ► 245

CP-05

- Incontro elettrico per serratura V-750 AC/DC 12 volts.
- Electric strike plate for lock V-750 AC/DC 12 volts.
- Elektrisches Schließblech für Schloss V-750 AC/DC 12 volt.

AN

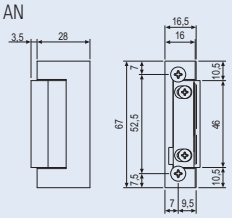

PRICE LIST 2017 ► 245

CP-06

- Incontro elettrico ad angolo per serratura V-750 AC/DC 12 volts.
- Electric angled strike plate for lock V-750 AC/DC12 volts.
- ElektrischesWinkelschließblech für Schloss V-750 AC/DC12 volt.

AN

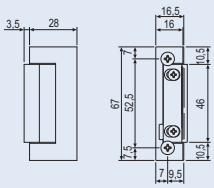

PRICE LIST 2017 ► 245

A SISTEMI SCORREVOLI
SLIDING DOOR SYSTEMS
SCHIEBETÜRSYSTEME 6

B BOX DOCCIA
SHOWER BOX
DUSCHKABINEN 115

C PARETI MOBILI
SLIDING WALLS
SCHIEBEWÄNDE 195

D PARETI DIVISORIE E STIPITI
PARTITION WALLS AND FRAMES
TRENNWÄNDE UND ALUMINIUMZARGEN 249

E SERRATURE E CERNIERE
LOCKS AND HINGES
SCHLÖSSER UND BÄNDER 295

F MANIGLIE MANIGLIONI POMOLI
DOORHANDLES PULLHANDLES KNOBS
TÜRGRIFFE STOSSGRIFFE KNÖPFE 343

G PORTE ESTERNE
GANZGLASANLAGEN 355

H BALAUSTRE E PENSILINE
RAILING AND CANOPY SYSTEMS
GANZGLASGELÄNDER UND VORDACH SYSTEME 385

I DISTANZIALI, MORSETTI E ACCESSORI
POINT FITTINGS, CLAMPS AND ACCESSORIES
PUNKTHALTERUNGEN, KLEMMBEFESTIGUNGEN
UND ZUBEHÖR 475

MANIGLIE MANIGLIONI POMOLI - Indice prodotti
DOORHANDLES PULLHANDLES KNOBS - Index products
TÜRGRIFFE STOSSGRIFFE KNÖPFE - Indexprodukte

MANIGLIE
DOORHANDLES
TÜRGRIFFE
▶ 346

MANIGLIONI
PULLHANDLES
STOSSGRIFFE
▶ 350

POMOLI
KNOBS
KNÖPFE
▶ 353

MANIGLIE | DOORHANDLES | TÜRGRIFFE

V-1711 Morphos

- Paio maniglie per serrature vetro (serratura e rosetta escluse)
- Pair handles for glasslocks (lock and rosette not included)
- Paar Türgriffe für Glastürschlösser (Schloss und Rosette nicht enthalten)

CR/CS - NL/NS

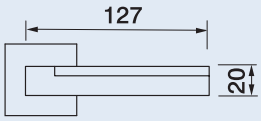

PRICE LIST 2017 ► 254

V-1651 Dune

- Paio maniglie per serrature vetro (serratura e rosetta escluse)
- Pair handles for glasslocks (lock and rosette not included)
- Paar Türgriffe für Glastürschlösser (Schloss und Rosette nicht enthalten)

CS - NS - CR - OL

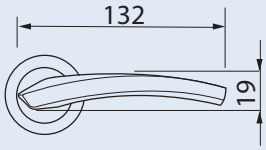

PRICE LIST 2017 ► 254

V-1611 Blade

- Paio maniglie per serrature vetro (serratura e rosetta escluse)
- Pair handles for glasslocks (lock and rosette not included)
- Paar Türgriffe für Glastürschlösser (Schloss und Rosette nicht enthalten)

CS - NS - CR - OL

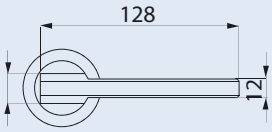

PRICE LIST 2017 ► 254

V-1731 Elektra

- Paio maniglie per serrature vetro (serratura e rosetta escluse)
- Pair handles for glasslocks (lock and rosette not included)
- Paar Türgriffe für Glastürschlösser (Schloss und Rosette nicht enthalten)

AN - CS - NS - CR - CP - OL

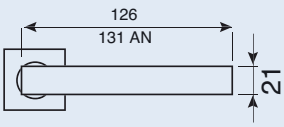

PRICE LIST 2017 ► 254

V-1721 Preso

- Paio maniglie per serrature vetro (serratura e rosetta escluse)
- Pair handles for glasslocks (lock and rosette not included)
- Paar Türgriffe für Glastürschlösser (Schloss und Rosette nicht enthalten)

CS - NS - CR - OL

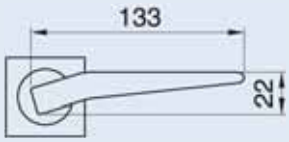

PRICE LIST 2017 ► 254

V-1762 Ratio

- Paio maniglie per serrature vetro (serratura e rosetta escluse)
- Pair handles for glasslocks (lock and rosette not included)
- Paar Türgriffe für Glastürschlösser (Schloss und Rosette nicht enthalten)

CS - NS - CR

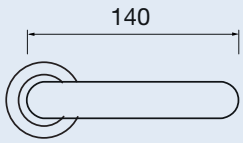

SUPPLEMENTARY PRICE LIST

V-1671 Le Mans

- Paio maniglie per serrature vetro (serratura e rosetta escluse)
- Pair handles for glasslocks (lock and rosette not included)
- Paar Türgriffe für Glastürschlösser (Schloss und Rosette nicht enthalten)

CS - NS - CR - OL



PRICE LIST 2017 ► 254

V-1801 Tecno

- Paio maniglie per serrature vetro (serratura e rosetta escluse)
- Pair handles for glasslocks (lock and rosette not included)
- Paar Türgriffe für Glastürschlösser (Schloss und Rosette nicht enthalten)

CR - NS - CS

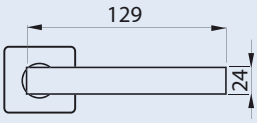

PRICE LIST 2017 ► 255

V-1712 Morphos Light

- Paio maniglie per serrature vetro (serratura e rosetta escluse)
- Pair handles for glasslocks (lock and rosette not included)
- Paar Türgriffe für Glastürschlösser (Schloss und Rosette nicht enthalten)

CS - NS - CR

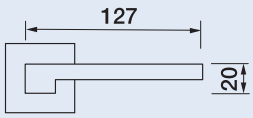

SUPPLEMENTARY PRICE LIST

V-910
- Paio maniglie per serrature vetro (serratura e rosetta escluse)
- Pair handles for glasslocks (lock and rosette not included)
- Paar Türgriffe für Glastürschlösser (Schloss und Rosette nicht enthalten)

CS - NS - CR - CP - CR - NO



PRICE LIST 2017 ► 256

V-1761 Casto
- Paio maniglie per serrature vetro (serratura e rosetta escluse)
- Pair handles for glasslocks (lock and rosette not included)
- Paar Türgriffe für Glastürschlösser (Schloss und Rosette nicht enthalten)

CS - NS - CR - CP - OL

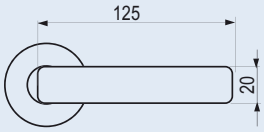

PRICE LIST 2017 ► 254

V-1681 Vola
- Paio maniglie per serrature vetro (serratura e rosetta escluse)
- Pair handles for glasslocks (lock and rosette not included)
- Paar Türgriffe für Glastürschlösser (Schloss und Rosette nicht enthalten)

CS - NS - CR - OL

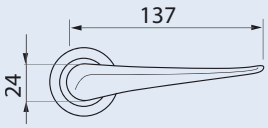

PRICE LIST 2017 ► 256

V-1601 Cubus
- Paio maniglie per serrature vetro (serratura e rosetta escluse)
- Pair handles for glasslocks (lock and rosette not included)
- Paar Türgriffe für Glastürschlösser (Schloss und Rosette nicht enthalten)

CS - NS - CR

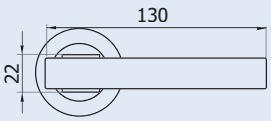

PRICE LIST 2017 ► 255

V-1781 Dalì
- Paio maniglie per serrature vetro (serratura e rosetta escluse)
- Pair handles for glasslocks (lock and rosette not included)
- Paar Türgriffe für Glastürschlösser (Schloss und Rosette nicht enthalten)

CS - NS - CR



PRICE LIST 2017 ► 255

V-1691 Go-Go
- Paio maniglie per serrature vetro (serratura e rosetta escluse)
- Pair handles for glasslocks (lock and rosette not included)
- Paar Türgriffe für Glastürschlösser (Schloss und Rosette nicht enthalten)

CS - NS - CR - OL

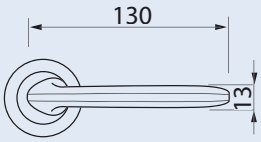

PRICE LIST 2017 ► 255

V-140 Daytona
- Paio maniglie per serrature vetro (serratura e rosetta escluse)
- Pair handles for glasslocks (lock and rosette not included)
- Paar Türgriffe für Glastürschlösser (Schloss und Rosette nicht enthalten)

CS - NS - CR - CP - OL

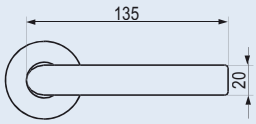

PRICE LIST 2017 ► 255

V-101 L-Form 90
- Paio maniglie per serrature vetro (serratura e rosetta escluse)
- Pair handles for glasslocks (lock and rosette not included)
- Paar Türgriffe für Glastürschlösser (Schloss und Rosette nicht enthalten)

IX - AN

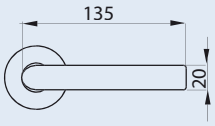

PRICE LIST 2017 ► 255

V-110-Inox U-Form
- Paio maniglie per serrature vetro (serratura e rosetta escluse)
- Pair handles for glasslocks (lock and rosette not included)
- Paar Türgriffe für Glastürschlösser (Schloss und Rosette nicht enthalten)

IX - AN

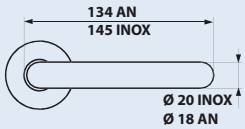

PRICE LIST 2017 ► 256

V-1751 Sole
- Paio maniglie per serrature vetro (serratura e rosetta escluse)
- Pair handles for glasslocks (lock and rosette not included)
- Paar Türgriffe für Glastürschlösser (Schloss und Rosette nicht enthalten)

CS - NS - CR - CP - OL

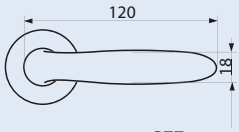

PRICE LIST 2017 ► 255

V-141 Capri
- Paio maniglie per serrature vetro (serratura e rosetta escluse)
- Pair handles for glasslocks (lock and rosette not included)
- Paar Türgriffe für Glastürschlösser (Schloss und Rosette nicht enthalten)

CS - NS - CR - OL

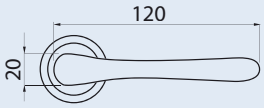

PRICE LIST 2017 ► 256

V-111 Milano
- Paio maniglie per serrature vetro (serratura e rosetta escluse)
- Pair handles for glasslocks (lock and rosette not included)
- Paar Türgriffe für Glastürschlösser (Schloss und Rosette nicht enthalten)

CS - NS - CR - CP - OL

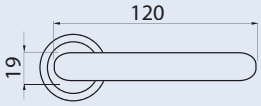

PRICE LIST 2017 ► 256

V-1391 VITREA Color
- Paio maniglie per serrature vetro (serratura e rosetta escluse)
- Pair handles for glasslocks (lock and rosette not included)
- Paar Türgriffe für Glastürschlösser (Schloss und Rosette nicht enthalten)

CS - NS - CR - OL

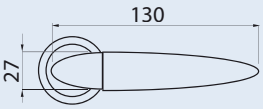

PRICE LIST 2017 ► 256

V-1171 America
- Paio maniglie per serrature vetro (serratura e rosetta escluse)
- Pair handles for glasslocks (lock and rosette not included)
- Paar Türgriffe für Glastürschlösser (Schloss und Rosette nicht enthalten)

CS - NS - CR - CP - OL

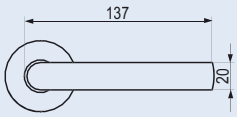

PRICE LIST 2017 ► 257

V-1461 Omega
- Paio maniglie per serrature vetro (serratura e rosetta escluse)
- Pair handles for glasslocks (lock and rosette not included)
- Paar Türgriffe für Glastürschlösser (Schloss und Rosette nicht enthalten)

CS - NS - CR - CP - OL

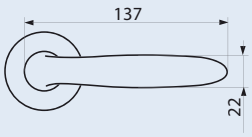

PRICE LIST 2017 ► 256

V-121 Sabbia
- Paio maniglie per serrature vetro (serratura e rosetta escluse)
- Pair handles for glasslocks (lock and rosette not included)
- Paar Türgriffe für Glastürschlösser (Schloss und Rosette nicht enthalten)

AN - CS - NS - CR - CP - OL

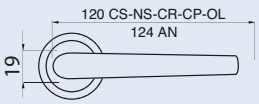

PRICE LIST 2017 ► 256

V-1771 Amleto
- Paio maniglie per serrature vetro (serratura e rosetta escluse)
- Pair handles for glasslocks (lock and rosette not included)
- Paar Türgriffe für Glastürschlösser (Schloss und Rosette nicht enthalten)

CS - NS - CR

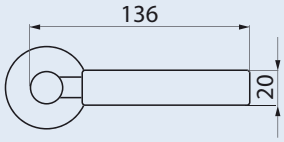

PRICE LIST 2017 ► 255

V-1791 Wind
- Paio maniglie per serrature vetro (serratura e rosetta escluse)
- Pair handles for glasslocks (lock and rosette not included)
- Paar Türgriffe für Glastürschlösser (Schloss und Rosette nicht enthalten)

CS - NS - CR

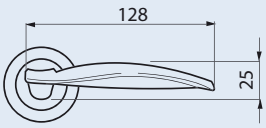

PRICE LIST 2017 ► 254

• EXTRA: per maniglie con rosette per porte in legno.
• EXTRA: for doorhandles with rosette for wooden doors.
• AUFPREISE: für Türgriffe mit Rosette für Holztüren.

ROS - T - BB

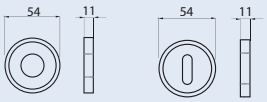

PRICE LIST 2017 ► 257

ROS - Q - BB

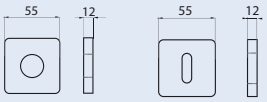

PRICE LIST 2017 ► 257

ROS -T - PZ

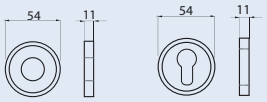

PRICE LIST 2017 ► 257



ROS - Q - PZ

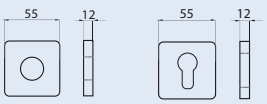

PRICE LIST 2017 ► 257

ROS - T - WC

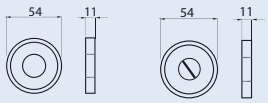

PRICE LIST 2017 ► 257

ROS - Q - WC

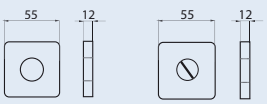

PRICE LIST 2017 ► 257

MANIGLIONI | PULLHANDLES | STOSSGRIFFE

POR-0408 V

- Manigliocini ad incollaggio biadesivo
- Small pullhandles with self-adhesive fixing
- Stossgriffe selbstklebend

AN - CR - NS

	C	17	17	17
B	260	•		
	410		•	
	560			•

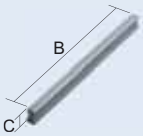

PRICE LIST 2017 ► 258

POR-0400 V

- Manigliocini ad incollaggio biadesivo
- Small pullhandles with self-adhesive fixing
- Stossgriffe selbstklebend

AN - CR - NS

	C	23	23	23
B	240	•		
	390		•	
	540			•



PRICE LIST 2017 ► 258



B-191-80 / B-191-240

- Maniglietta ad incollaggio biadesivo
- Small handle with self-adhesive fixing
- Kleine griffe selbstklebend

CR

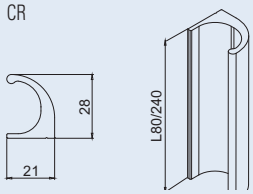

PRICE LIST 2017 ► 140

xme311

B-192

- Pomolo ad incollaggio biadesivo
- Knob with self-adhesive fixing
- Knopf selbstklebend

CR

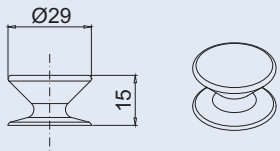

PRICE LIST 2017 ► 140

xme311

B-193

- Maniglietta ad incollaggio biadesivo
- Small handle with self-adhesive fixing
- Kleine griffe selbstklebend

CR

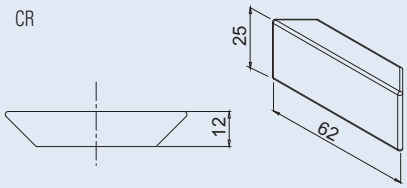

PRICE LIST 2017 ► 140

xme311

Square Mini ⌀ 15

- Maniglione inox
- Pullhandle inox
- Stossgriff inox

IX - IL

	TL	150	215	315	⌀
A	135	•			Ø 9
	200		•		Ø 9
	300			•	Ø 9

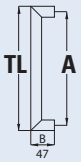

PRICE LIST 2017 ► 259

Round Mini Ø 16

- Maniglione inox
- Pullhandle inox
- Stossgriff inox

IX - IL

	TL	225	300	⌀
A	135	•		Ø 9
	200		•	Ø 9

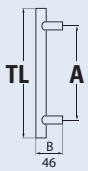

PRICE LIST 2017 ► 259

Square Alu ⌀ 14

- Maniglione
- Pullhandle
- Stossgriff

AN - CR

	TL	174	206	334	⌀
A	160	•			Ø 8,5
	192		•		Ø 8,5
	320			•	Ø 8,5

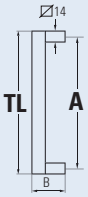

PRICE LIST 2017 ► 259

Round 02
- Maniglione
- Pullhandle
- Stossgriff

IX

Ø	A 200	300	500	650	1000	1040	1370	
20	•	•	•			•		Ø10
25		•	•	•				Ø12
30			•			•	•	Ø12
40								



PRICE LIST 2017 ► 260

Square 41
- Maniglione
- Pullhandle
- Stossgriff

IX

☐ A	200	300	650	
19	•			Ø10
25		•		Ø12
30				
40			•	Ø12

PRICE LIST 2017 ► 261

Square 40
- Maniglione
- Pullhandle
- Stossgriff

IX

☐ A	300	
20		
25	•	Ø12
30		
40		

PRICE LIST 2017 ► 262

Round 10
- Maniglione
- Pullhandle
- Stossgriff

IX

Ø	A 300	650	1000	
20	•			Ø10
25	•	•		Ø12
30			•	Ø12
40				



PRICE LIST 2017 ► 261

Round 01
- Maniglione
- Pullhandle
- Stossgriff

IX

Ø	A 200	300	350	400	650	
20	•	•				Ø10
25		•	•		•	Ø12
30			•		•	Ø12
40						

PRICE LIST 2017 ► 262

Round 11
- Maniglione
- Pullhandle
- Stossgriff

IX

Ø	A 350	620	
20			
25	•	•	Ø12
30			
40			

PRICE LIST 2017 ► 263

Round 03
- Maniglione
- Pullhandle
- Stossgriff

IX

Ø	A 200	275	350	650	
20					
25		•			Ø12
30			•	•	Ø12
40					

PRICE LIST 2017 ► 263

Round 08
- Maniglione
- Pullhandle
- Stossgriff

IX

Ø	A 400	
20		
25		
32	•	Ø12
40		



PRICE LIST 2017 ► 263

Round 09
- Maniglione
- Pullhandle
- Stossgriff

IX

Ø	A 300	
20		
25		
32	•	Ø12
40		

PRICE LIST 2017 ► 264

35.DL.13/1125.1500
- Duolock con serratura incorporata chiave/ pomolo
- Duolock with lock key/knob
- Duolock mit Schloss Schlüssel/Dreh-knopf

35.DLC.13/1125.1500
- Duolock con serratura incorporata chiave/chiave
- Duolock with lock key/key
- Duolock mit Schloss Schlüssel-Schlüssel

IX

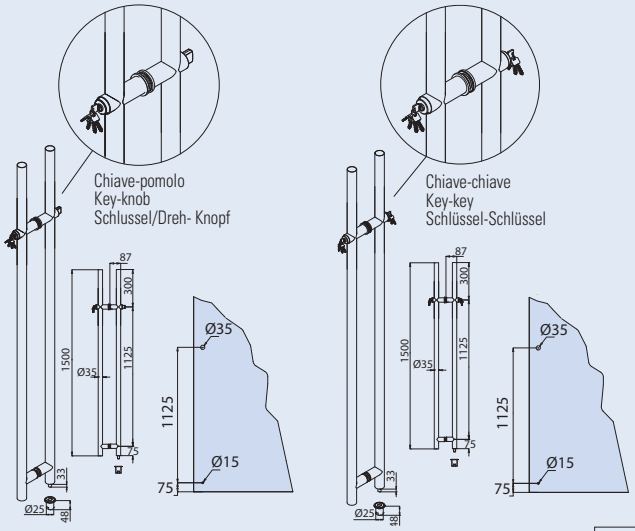

PRICE LIST 2017 ► 266

xme122

8-10-12

35.HD.13/1125.2200
- Duolock con serratura incorporata chiave/pomolo
- Duolock with lock key/knob
- Duolock mit Schloss Schlüssel/Dreh-knopf

35.HDC.13/1125.2200
- Duolock con serratura incorporata chiave/chiave
- Duolock with lock key/key
- Duolock mit Schloss Schlüssel-Schlüssel

IX

DL-01
- Incontro superiore ad un punto fissaggio per maniglione Duolock-H.
- Striker for pullhandle Duolock-H one point fixing.
- Gegenkasten für Stossgriffe Duolock-H ein Befestigungspunkt.

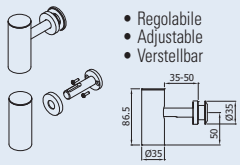

- Regolabile
- Adjustable
- Verstellbar

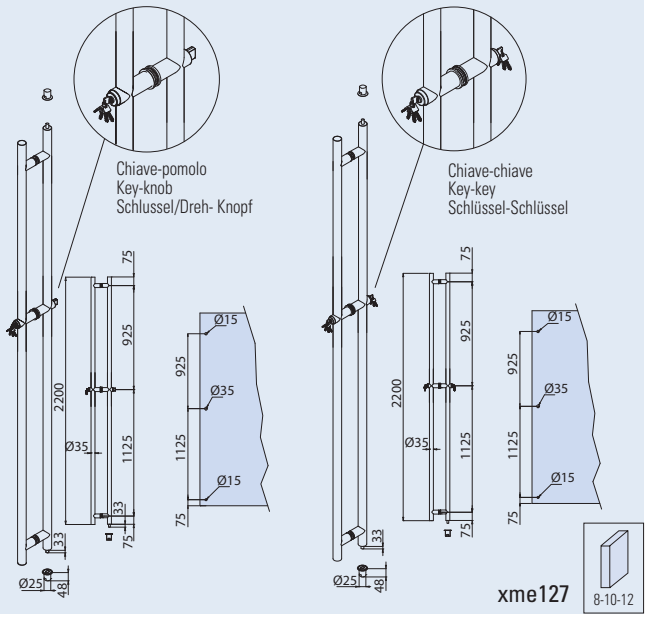

xme127

8-10-12

A-100
- Maniglioni antipanico
- Panic exit devices
- Panik Stossgriff

NS

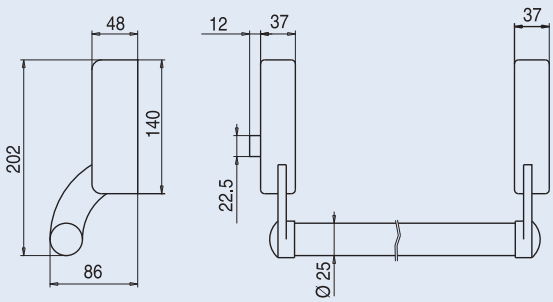

PRICE LIST 2017 ► 268

xla110

8-10

POMOLI | KNOBS | KNÖPFE

V-1056
- Coppia pomoli palla Ø 60
- Pair of door knobs Ø 60
- Paar Türknöpfe Ø 60 mm

V-1056-2
- Coppia pomoli palla Ø 50
- Pair of door knobs Ø 50
- Paar Türknöpfe Ø 50

CS - NS - CR - OL - CP

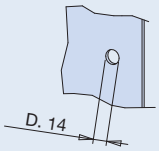

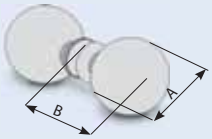

Ø 60 A = 60 / B = 78
Ø 50 A = 50 / B = 70

PRICE LIST 2017 ► 270

V-013
- Coppia pomoli plex Ø 50 mm.
- Pair of door knobs Ø 50 mm.
- Paar Türknöpfe Ø 50 mm.

CS - NS - CR - OL

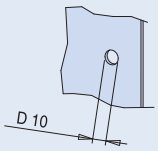

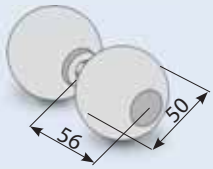

PRICE LIST 2017 ► 270

V-019
- Coppia pomoli in vetro.
- Pair of door knobs in glass.
- Paar Türknöpfe aus Glas

NS + GLASS

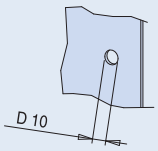

A = 40 / 45 / 50

PRICE LIST 2017 ► 271

V-1105
- Coppia pomoli piatti Ø 55 mm
- Pair of doorknobs Ø 55 mm
- Paar Türknöpfe Ø 55 mm

CS - NS - CR - OL - CP

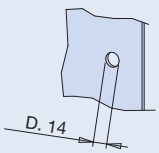

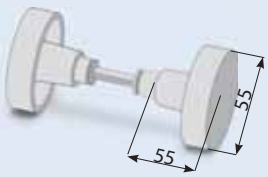

PRICE LIST 2017 ► 270

B-168
- Pomolo per porte in vetro alluminio
- Glass doors knob Aluminium
- Paar Türknnofle Aluminium

CR - NS - NO

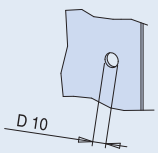

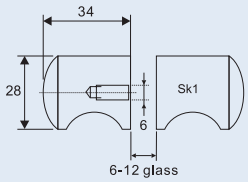

PRICE LIST 2017 ► 270

B-169
- Coppia pomoli 28 x 28 mm.
- Pair of doorknobs 28 x 28 mm.
- Paar Türknöpfe 28 x 28 mm.

CR

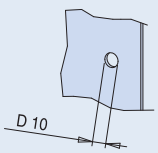

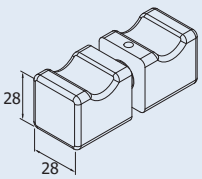

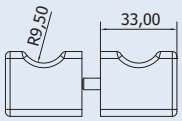

PRICE LIST 2017 ► 271



V-024 25
- Coppia pomoli Ø 25 mm.
- Pair of doorknobs Ø 25 mm
- Paar Türknöpfe Ø 25 mm.

CS - NS - CR - OL - CP

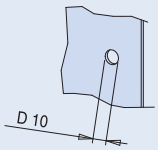

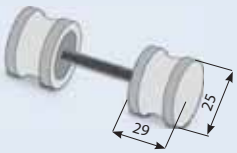

PRICE LIST 2017 ► 270



V-024 38
- Coppia pomoli Ø 38 mm.
- Pair of doorknobs Ø 38 mm
- Paar Türknöpfe Ø 38 mm.

CS - NS - CR - OL - CP

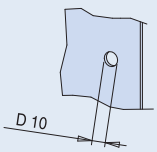

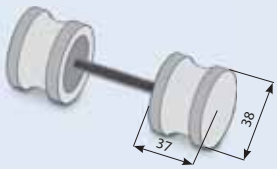

PRICE LIST 2017 ► 270

POR-153V
- Paio pomoli Ø 25 - H 32
- Pair knobs Ø 25 - H 32
- Paar Knöpfe Ø 25 - H 32

NS - CR

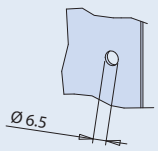

PRICE LIST 2017 ► 271

A SISTEMI SCORREVOLI
SLIDING DOOR SYSTEMS
SCHIEBETÜRSYSTEME 6

B BOX DOCCIA
SHOWER BOX
DUSCHKABINEN 115

C PARETI MOBILI
SLIDING WALLS
SCHIEBEWÄNDE 195

D PARETI DIVISORIE E STIPITI
PARTITION WALLS AND FRAMES
TRENNWÄNDE UND ALUMINIUMZARGEN 249

E SERRATURE E CERNIERE
LOCKS AND HINGES
SCHLÖSSER UND BÄNDER 295

F MANIGLIE MANIGLIONI POMOLI
DOORHANDLES PULLHANDLES KNOBS
TÜRGRIFFE STOSSGRIFFE KNÖPFE 343

G PORTE ESTERNE
PATCH FITTINGS
GANZGLASANLAGEN 355

H BALAUSTRE E PENSILINE
RAILING AND CANOPY SYSTEMS
GANZGLASGELÄNDER UND VORDACH SYSTEME 385

I DISTANZIALI, MORSETTI E ACCESSORI
POINT FITTINGS, CLAMPS AND ACCESSORIES
PUNKTHALTERUNGEN, KLEMMBEFESTIGUNGEN
UND ZUBEHÖR 475

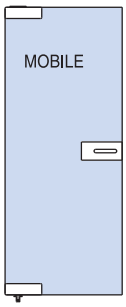

HYDRAULIC
LAM-H1006 ►359
LAM-H1007 ►359

X SERIE
XC-020 ►374
XC-010 ►374

X SERIE MINI
XD-020 ►379
X-440 ►379

MODULO QUADRO
MQ-1 ►362
MQ-2T ►362

MODULO TONDO
M1 ►368
M2-T ►368

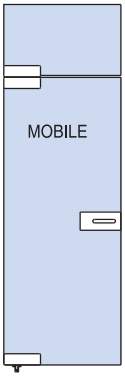

HYDRAULIC
LAM-H1006 ►359
LAM-H1007 ►359

X SERIE
XCS-020B ►374
XC-020 ►374
XC-010 ►374

X SERIE MINI
XDS-020B ►379
XD-020 ►379
XD-010 ►379

MODULO QUADRO
MQ-13 ►373
MQ-11 ►362
MQ-2T ►362

MODULO TONDO
M11-L/R ►369
M1 ►368
M2-T ►368

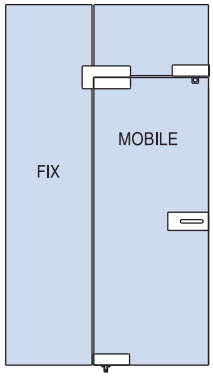

HYDRAULIC
LAM-H1006 ►359
LAM-H1007 ►359

X SERIE
XC-040 ►374
XC-020 ►374
X-480B ►375
XC-010 ►374

MODULO QUADRO
MQ-6 ►363
MQ-11 ►362
MQ-14 ►363
MQ-2T ►362

MODULO TONDO
M1-SET ►370
M13 ►369
M2-T ►368

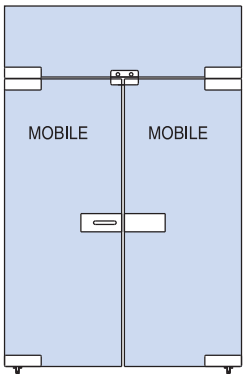

HYDRAULIC
LAM-H1006 ▸359
LAM-H1007 ▸359

X SERIE
XCS-020B ▸374
XC-020 ▸374
X-480B ▸375
XC-010 ▸374

X SERIE MINI
XDS-020B ▸379
XD-020 ▸379
X-480B ▸375
XD-010 ▸379

MODULO QUADRO
MQ-13 ▸363
MQ-11 ▸362
MQ-17 ▸365
MQ-2T ▸362

MODULO TONDO
M11-L/R ▸370
M1 ▸368
M13 ▸369
M2-T ▸368

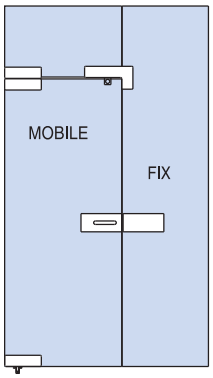

HYDRAULIC
LAM-H1006 ▸359
LAM-H1007 ▸359

X SERIE
XCS-020B ▸374
XC-020 ▸374
X-470B ▸375
XC-010 ▸374

MODULO QUADRO
MQ-13 ▸363
MQ-11 ▸362
MQ-17 ▸365
MQ-2T ▸362

MODULO TONDO
M11-L/R ▸370
M1 ▸368
M14 ▸369
M2-T ▸368

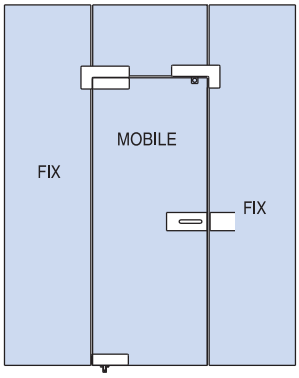

HYDRAULIC
LAM-H1006 ▸359
LAM-H1007 ▸359

X SERIE
XC-040 ▸374
XC-020 ▸374
X-470B ▸375
XC-010 ▸374

MODULO QUADRO
MQ-6 ▸363
MQ-11 ▸362
MQ-4 ▸363
MQ-2T ▸362

MODULO TONDO
M1-SET ▸370
M13 ▸369
M2-T ▸368

- **ACCESSORI**
- **ACCESSORIES**
- **ZUBEHÖR**

CHIUDIPORTA A PAVIMENTO
DOOR CLOSER
BODENTURSCHLIESSER
▸383

CERNIERE INFERIORI OLEODINAMICHE
HYDRAULIC BOTTOM HINGES
HYDRAULISCHE UNTERE BÄNDER

SOFT-CLOSE

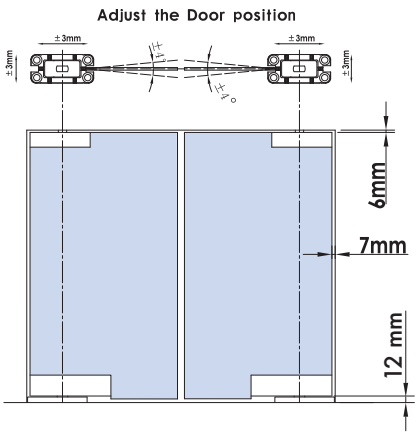

- Regolazione valvola velocità
- Speed adjusting valve
- Regelsventil

Veloce Fast Schnell — Lento Slow Langsam

Fast Slow

No.2
- Velocità freno
- Brake Speed
- Bremsegeschwindigkeit

No.1
- Velocità chiusura
- Closing Speed
- Türschließgeschwindigkeit

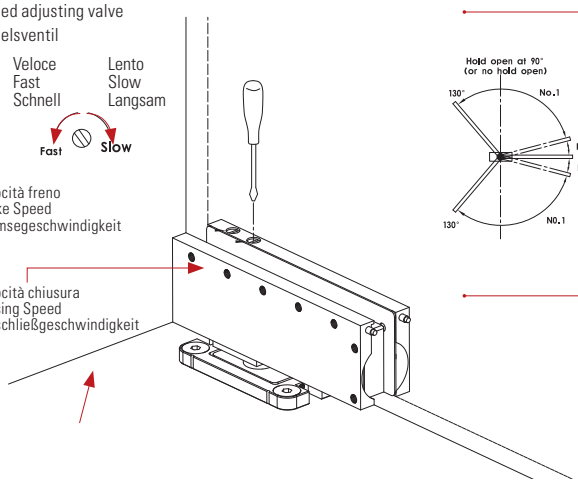

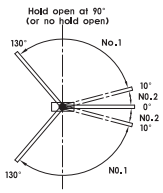

- Fermo aperto a 90° (o senza fermo)
- Hold open at 90° (or no hold open)
- Feststellung geöffnet 90° (oder ohne Feststellung)

- Fermo aperto a 90° (o senza fermo)
- Hold open at 90° (or no hold open)
- Feststellung geöffnet 90° (oder ohne Feststellung)

LAM-H1006

- Cerniera inferiore oleodinamica con chiudiporta integrato, stop a 0° + 90° -90°.
- Hydraulic bottom hinge with integrated door closer stop at 0° + 90° -90°.
- Unteres Hydraulikband mit Einstellung der Türschließgeschwindigkeit Stop zu 0°, +90°, -90°.

IX-AN

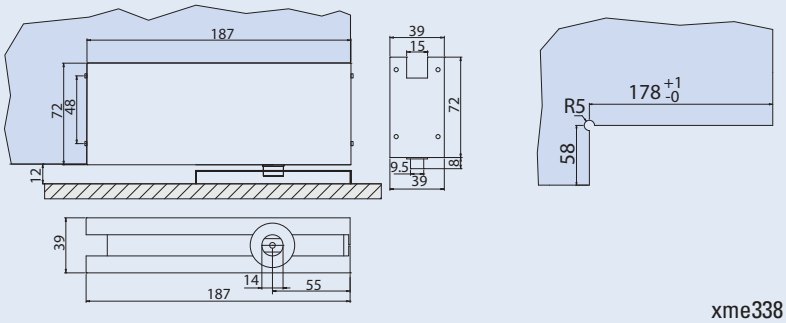

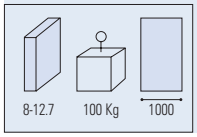

PRICE LIST 2017 ► 275

xme338

LAM-H1007

- Cerniera inferiore oleodinamica con chiudiporta integrato, stop a 0° + 90° -90°.
- Hydraulic bottom hinge with integrated door closer stop at 0° + 90° -90°.
- Unteres Hydraulikband mit Einstellung der Türschließgeschwindigkeit Stop zu 0°, +90°, -90°.

IX

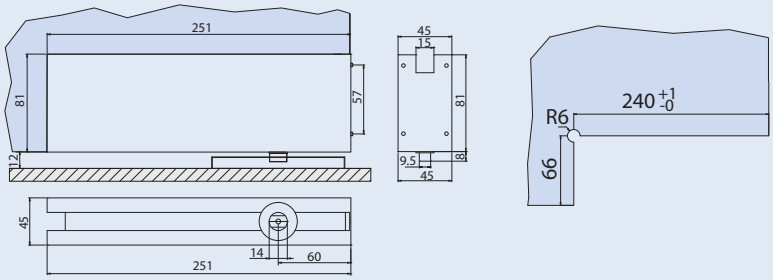

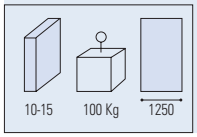

PRICE LIST 2017 ► 275

xme338

LAM-H1008

- Cerniera superiore registrabile con copertine di misure come LAM-H1006.
- Top patch adjustable with cover plate's size same as LAM-H1006.
- Oberer Eckbeschlag, Abdeckungen wie LAM-H1006 mit verstellbarem Lager.

IX-AN

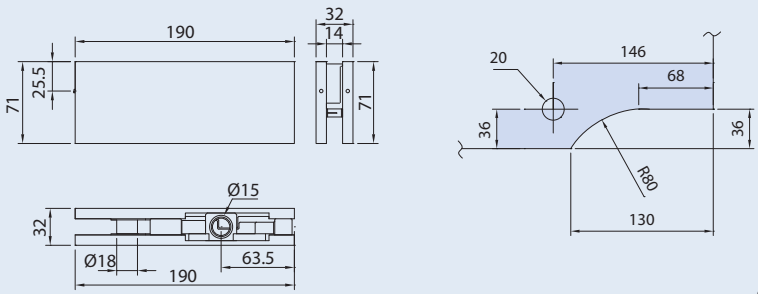

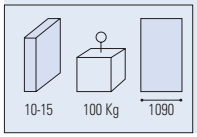

PRICE LIST 2017 ► 275

xme381

LAM-H1000

- Perno superiore per LAM-H1008.
- Top pin for LAM-H1008.
- Oberer Zapfen für LAM-H1008.

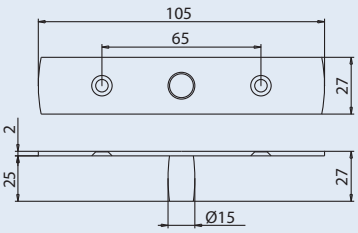

xla117

MODULO QUADRO

- **GUIDA TECNICA PER LA SCELTA DEL VOSTRO SISTEMA**
- **TECHNICAL GUIDE FOR THE CHOICE OF YOUR SYSTEM**
- **AUSWAHL VON BÄNDER NACH VORHANDENEN KRITERIEN**

TIPOLOGIA DI APPLICAZIONE | APPLICATION TYPOLOGIES | KOMPOSITIONSMÖGLICHKEITEN DES SYSTEM

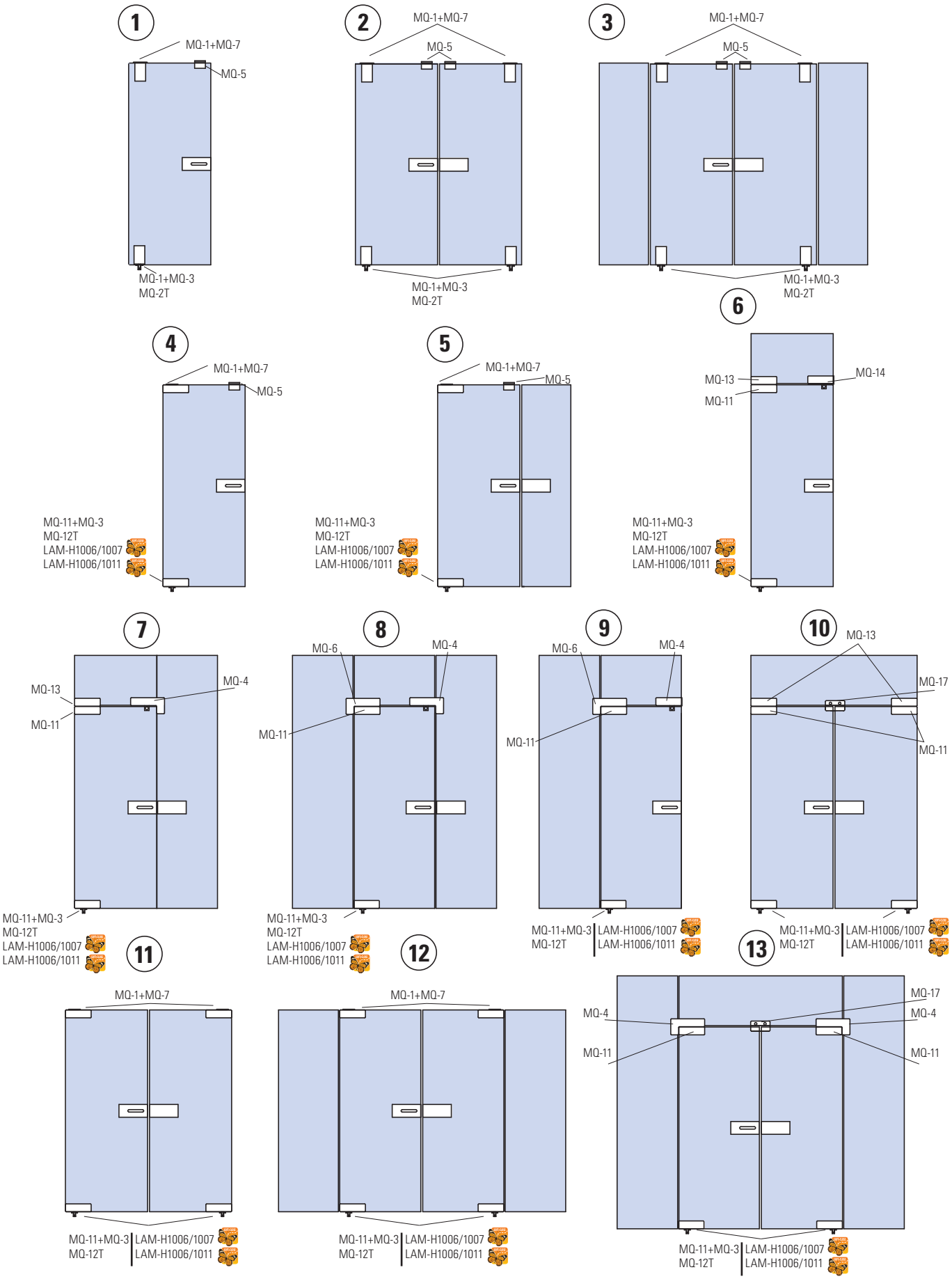

MQ-1

- Cerniera inferiore / superiore.
- Top / bottom patch.
- Oberes / Unteres Pendeltürband.

CR - NS

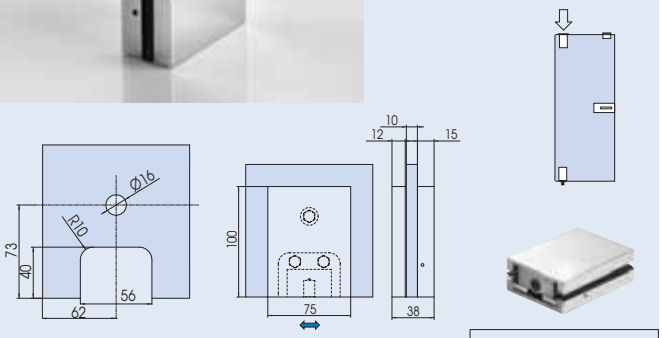

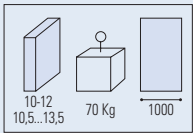

PRICE LIST 2017 ► 276 xla269

MQ-2-I

- Cerniera inferiore per pompa Italia.
- Bottom pivot hinge for square closer.
- Unteres Pendeltürband für Bodentürschließer mit Vierkant.

CR - NS

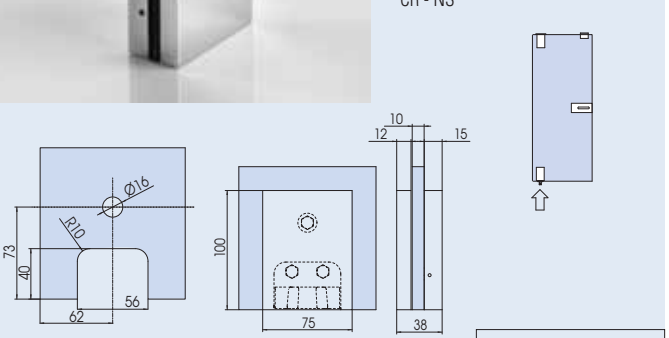

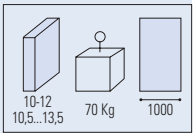

PRICE LIST 2017 ► 276 xla269

MQ-2-T

- Cerniera inferiore per pompa Tedesca.
- Bottom pivot hinge for german closer.
- Unteres Pendeltürband für Bodentürschließer mit flachkonischer Achse.

CR - NS

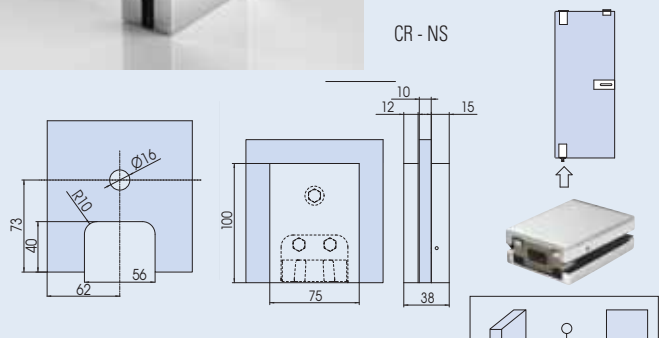

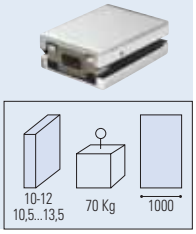

PRICE LIST 2017 ► 276 xla269

MQ-11

- Cerniera inferiore / superiore registrabile.
- Top/Bottom patch with regulation.
- Oberer/Unterer Eckbeschlag mit verstellbarem Lager.

CR - NS

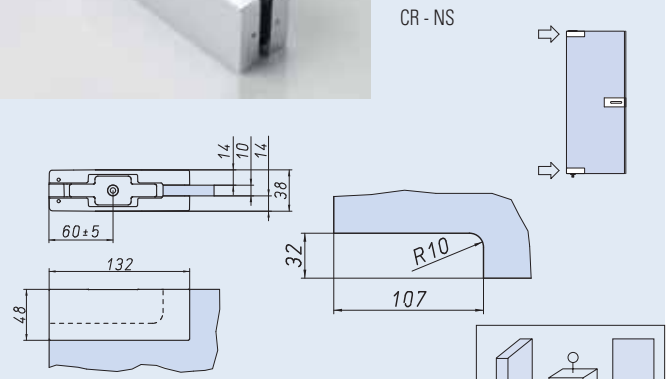

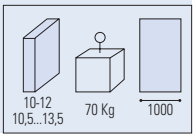

PRICE LIST 2017 ► 276 xla268a

MQ-12-I

- Cerniera inferiore per pompa Italia.
- Bottom pivot hinge for square closer.
- Unteres Pendeltürband für Bodentürschließer mit Vierkant.

CR - NS

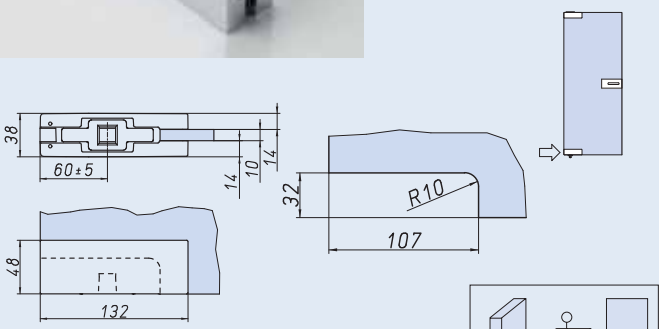

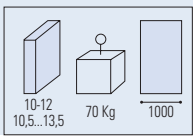

PRICE LIST 2017 ► 276 xme268a

MQ-12-T

- Cerniera inferiore per pompa Tedesca.
- Bottom pivot hinge for german closer.
- Unteres Pendeltürband für Bodentürschließer mit flachkonischer Achse.

CR - NS

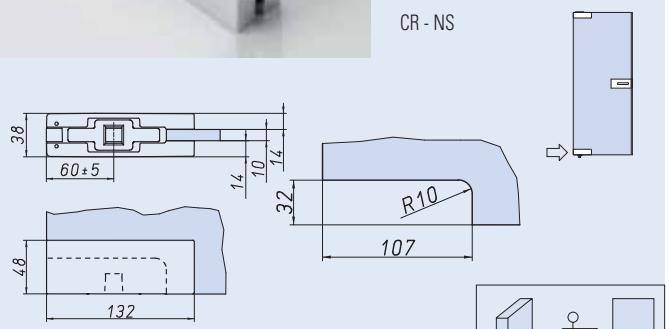

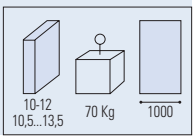

PRICE LIST 2017 ► 276 xla268a

MQ-13

- Cerniera con attacco sopraluce/muro perno mm 10.
- Overpanel patch with pivot 10 mm and wall plate.
- Oberlichtbeschlag mit Zapfen 10 mm. und Befestigungslasche

CR - NS

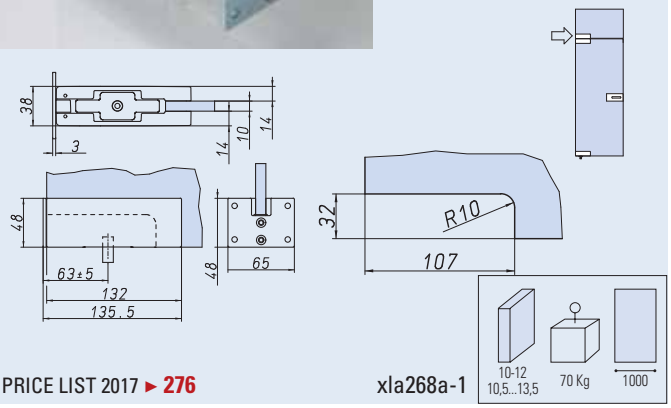

PRICE LIST 2017 ► 276

xla268a-1

MQ-6

- Cerniera con attacco sopraluce vetro fisso perno mm 10.
- Patch for overpanel and side panel with pivot 10 mm.
- Winkeloberlichtbeschlag mit Zapfen mm 10.

CR - NS

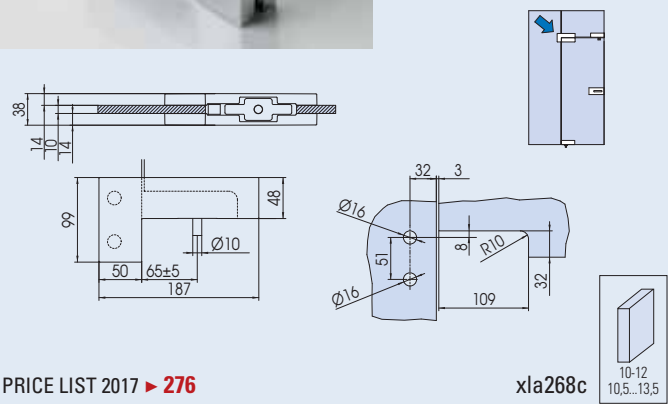

PRICE LIST 2017 ► 276

xla268c

MQ-4

- Cerniera con attacco sopraluce vetro fisso con battuta.
- Patch for overpanel and side panel with stop.
- Winkeloberlichtbeschlag mit Anschlag.

CR - NS

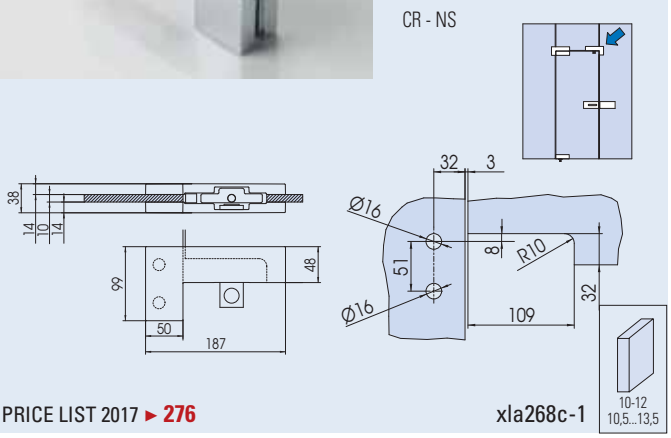

PRICE LIST 2017 ► 276

xla268c-1

MQ-8

- Cerniera con attacco sopraluce vetro fisso con inserto cieco.
- Patch for overpanel and side panel with blind insert.
- Winkeloberlichtbeschlag mit Blindeinsatz.

CR - NS

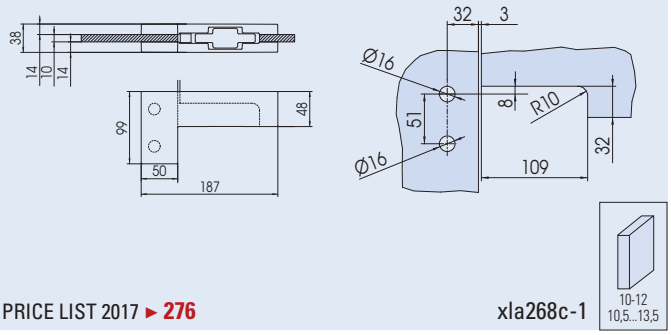

PRICE LIST 2017 ► 276

xla268c-1

MQ-14

- Cerniera sopraluce/muro con battuta.
- Overpanel patch with stop and wall plate.
- Oberlichtbeschlag mit Anschlag und Befestigungslasche.

CR - NS

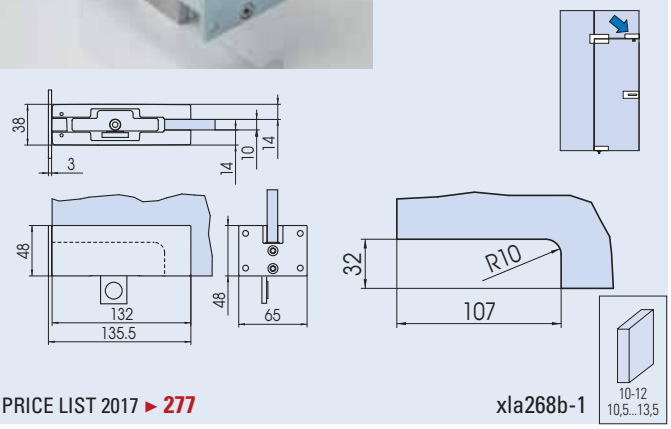

PRICE LIST 2017 ► 277

xla268b-1

MQ-16

- Cerniera regolabile con attacco a sopraluce e fisso laterale.
- For overpanel and side panel.
- Winkeloberlichtbeschlag.

CR - NS

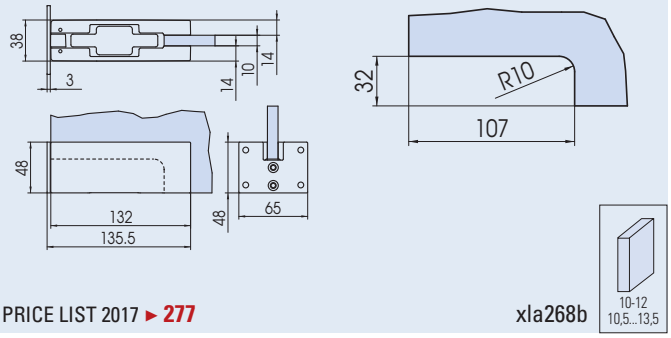

PRICE LIST 2017 ► 277

xla268b

MQ-5

- Battuta per porta singola.
- Single-stop with ceiling installation.
- Anschlag für Deckenbefestigung 1-flg.

CR - NS

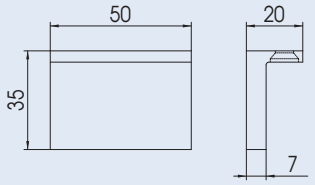



PRICE LIST 2017 ► 277

xla268d

MQ-3

- Pozzetto inferiore con perno regolabile per MQ-1.
- Floor installation bottom pivot ball-bearing for MQ-1.
- Anschlag für Bodenbuchse Kugelgelagert für MQ-1.

NS

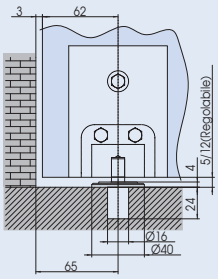

PRICE LIST 2017 ► 277

xla268d

MQ-7

- Perno superiore rettangolare.
- Rectangular top pin.
- Oberer zapfen eckig.

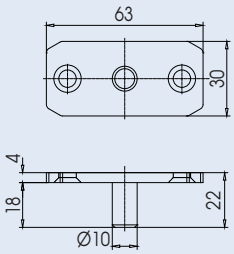

PRICE LIST 2017 ► 277

xla268d

MQ-10

- Battuta per porta doppia.
- Double stop with ceiling installation.
- Doppelteranschlag für Deckenbefestigung 2-flg.

CR - NS

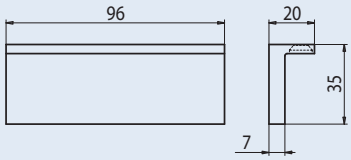

PRICE LIST 2017 ► 277

xla232

MQ-9

- Supporto vetro fisso.
- Wall connector.
- Wandhalter.

CR - NS

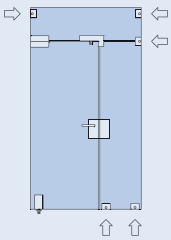

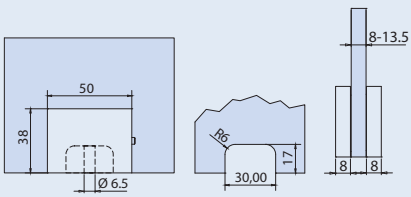

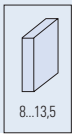

PRICE LIST 2017 ► 277

xme292-1

MQ-15

- Morsetto per aggancio due vetri.
- Connector.
- Verbindungsbeschlag.

CR - NS

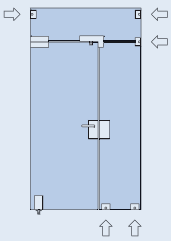

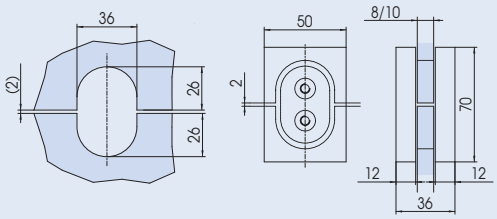

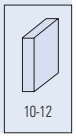

PRICE LIST 2017 ► 277

xla268e

MQ-17

- Battuta per porta doppia con attacco a sopraluce.
- Double stop fixed on overpanel.
- Doppelanschlag am Oberlicht.

CR - NS

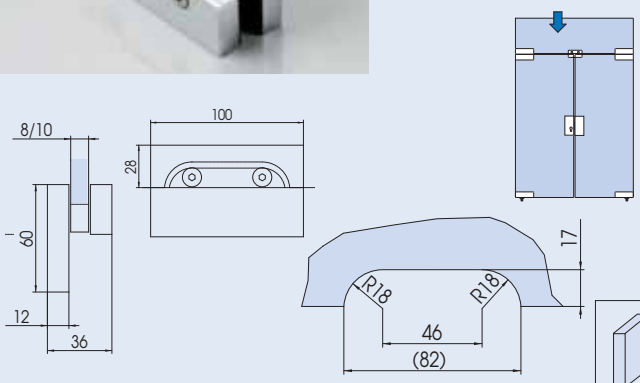

PRICE LIST 2017 ► 277

xla268e

10-12

XT-83 B

- Perno a pavimento con quadro tedesco ovale.
- Floor pivot with German profile spindle.
- Bodenbuchse mit flachkonischer Achse.

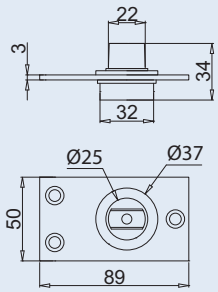

PRICE LIST 2017 ► 283

gpe012

10-12

MODULO TONDO

- GUIDA TECNICA PER LA SCELTA DEL VOSTRO SISTEMA
- TECHNICAL GUIDE FOR THE CHOICE OF YOUR SYSTEM
- AUSWAHL VON BÄNDER NACH VORHANDENEN KRITERIEN



TIPOLOGIA DI APPLICAZIONE | APPLICATION TYPOLOGIES | KOMPOSITIONSMÖGLICHKEITEN DES SYSTEM

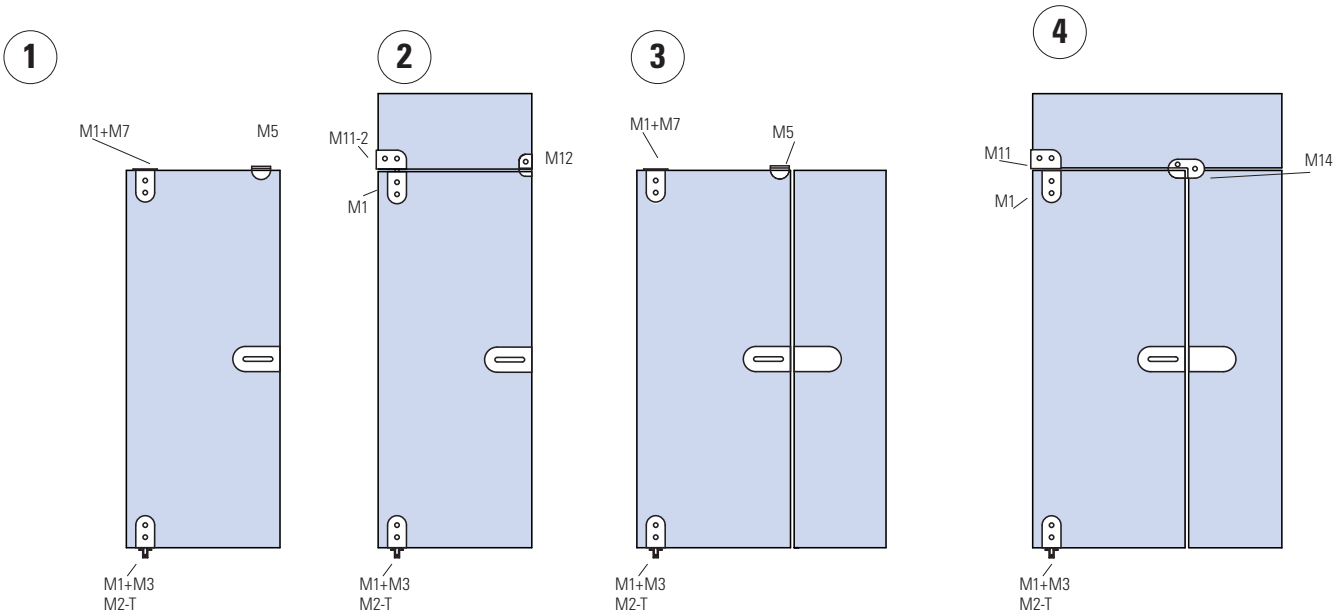

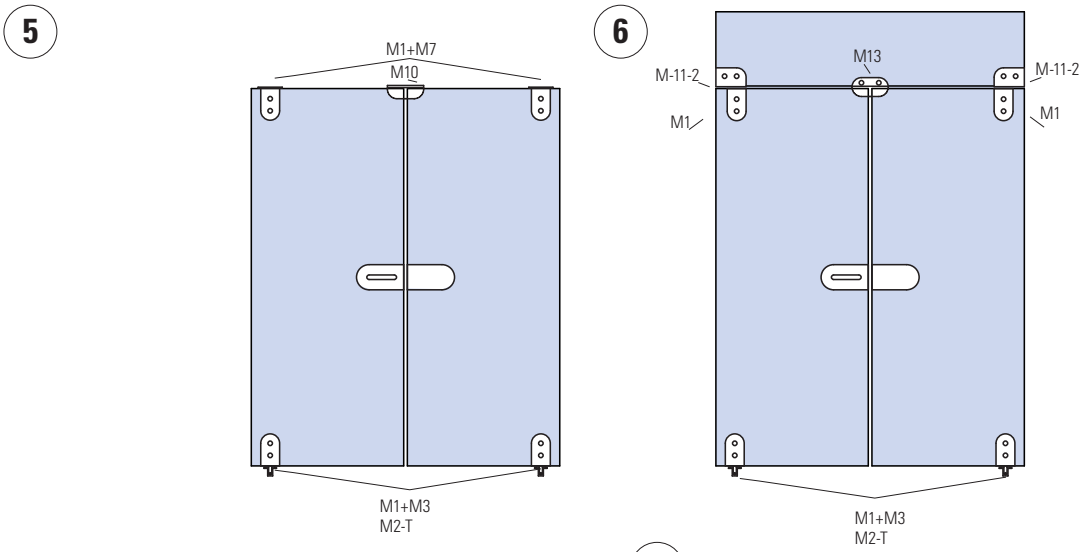

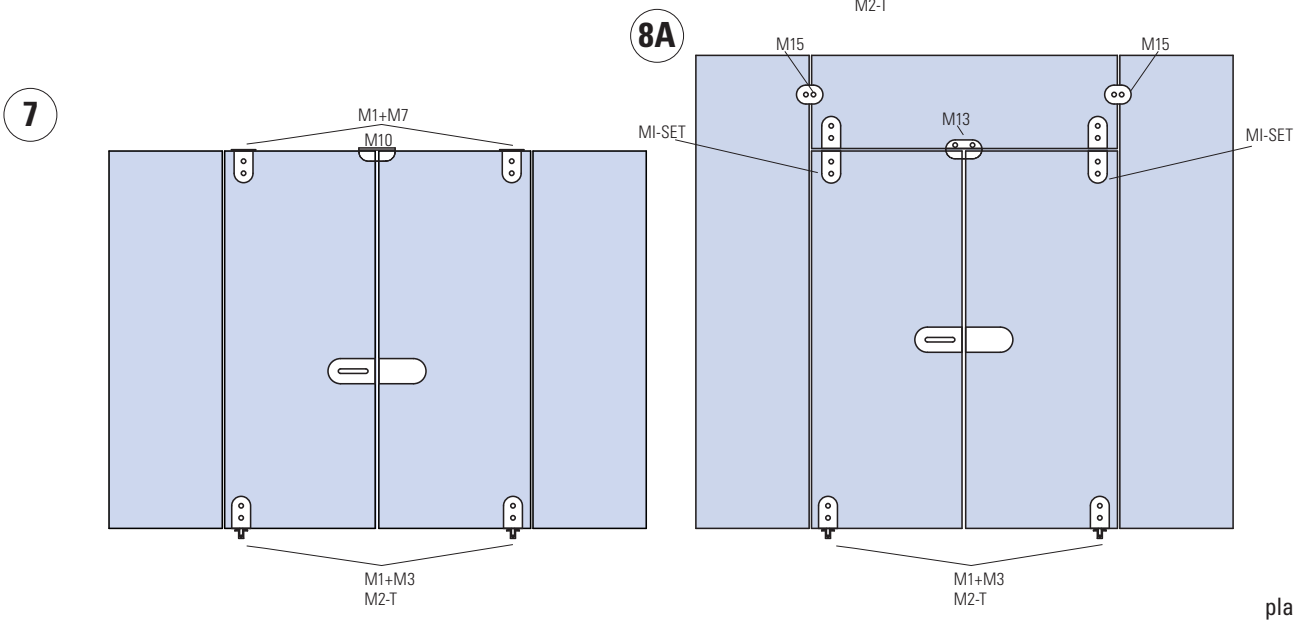

pla 181x16

M1
- Cerniera inferiore / superiore.
- Top / bottom patch.
- Oberes / Unteres Pendeltürband.

NS

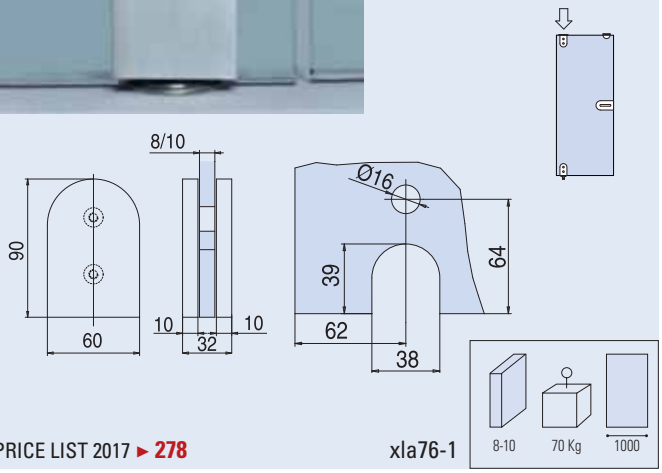

PRICE LIST 2017 ► 278 xla76-1

M2-I
- Cerniera inferiore per pompa Italia.
- Bottom pivot hinge for square closer.
- Unteres Pendeltürband für Bodentürschließer mit Vierkant.

NS

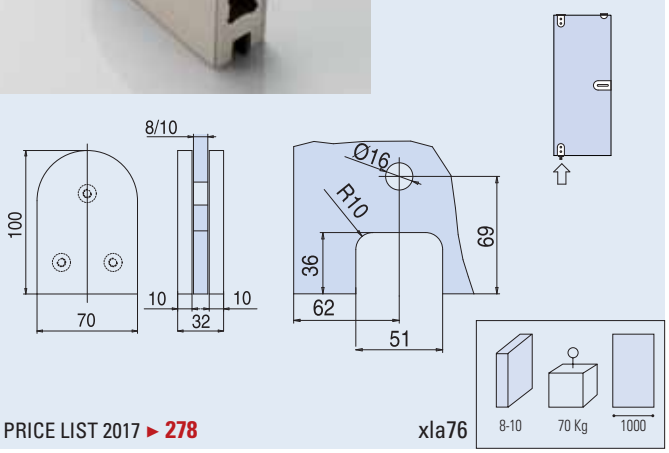

PRICE LIST 2017 ► 278 xla76

M2-T
- Cerniera inferiore per pompa Tedesca.
- Bottom pivot hinge for german closer.
- Unteres Pendeltürband für Bodentürschließer mit flachkonischer Achse.

NS

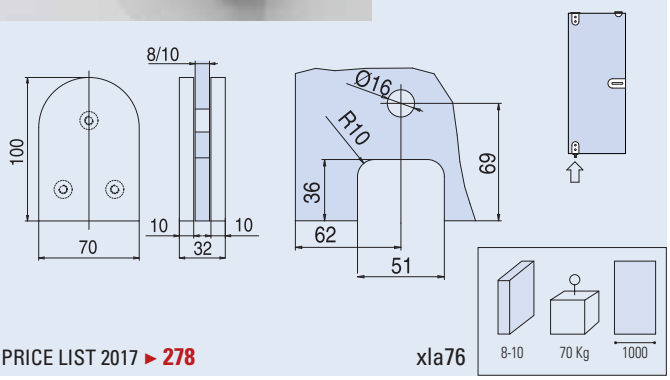

PRICE LIST 2017 ► 278 xla76

M3
- Pozzetto inferiore con perno regolabile.
- Floor installation bottom pivot ball bearing.
- Bodenbuchse kugelgelagert zum Einlassen in Mauerwerk.

NS

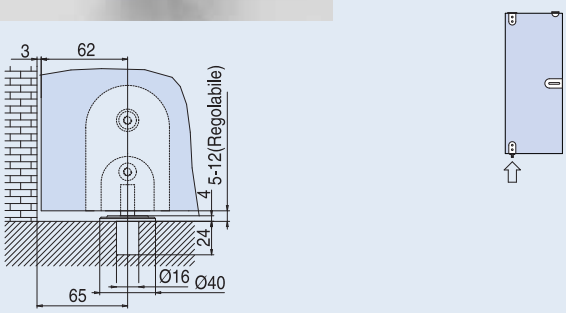

PRICE LIST 2017 ► 278 xla77

M5
- Battuta per porta singola.
- Single stop with ceiling installation.
- Anschlag für Deckenbefestigung 1-flg.

NS

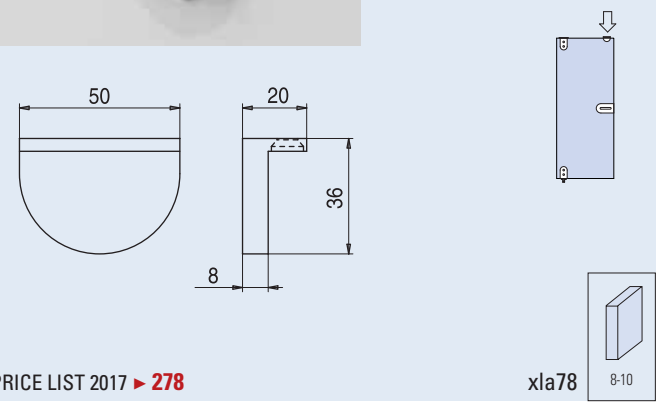

PRICE LIST 2017 ► 278 xla78

MQ-7
- Perno superiore rettangolare.
- Rectangular top pin.
- Oberer Zapfen eckig.

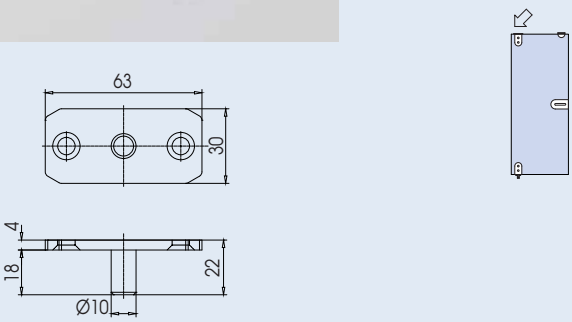

PRICE LIST 2017 ► 278 xla268d

M-10

- Battuta per porta doppia.
- Double stop with ceiling installation.
- Anschlag für Deckenbefestigung 2-flg.

NS



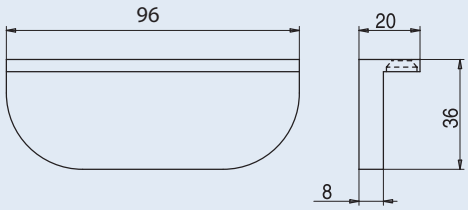

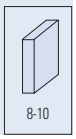

PRICE LIST 2017 ► 278

xla78

M11-R

- Cerniera per rotazione laterale con attacco a sopraluce destro.
- Double Link fitting for transom to wall right.
- Kupplung Oberlicht - Wand rechts.

NS

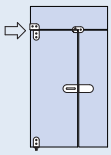

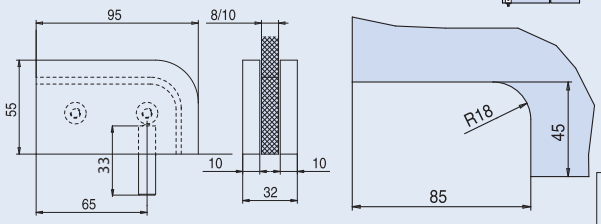

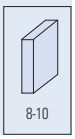

PRICE LIST 2017 ► 279

xla81-1

M11-L

- Cerniera per rotazione laterale con attacco a sopraluce sinistro.
- Link fitting for transom to wall left.
- Kupplung Oberlicht - Wand links.

NS

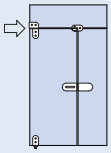

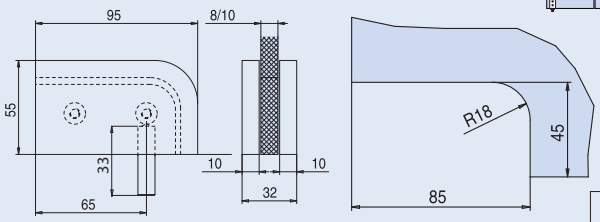

PRICE LIST 2017 ► 279

xla81-1

M12

- Battuta per porta singola con attacco a sopraluce.
- Stop fixed on overpanel left / right.
- Anschlag fest am Oberlicht links rechts.

NS

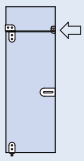

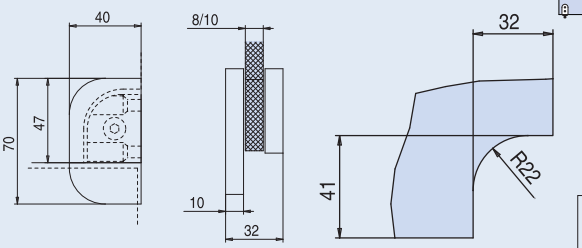

PRICE LIST 2017 ► 279

xla81-1

M13

- Battuta per porta doppia con attacco per sopraluce.
- Double stop fixed on overpanel.
- Doppelter Anschlag, fest am Oberlicht.

NS



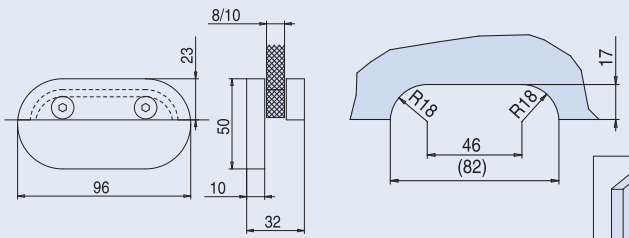

PRICE LIST 2017 ► 279

xla80

M14

- Battuta per porta singola con attacco a sopraluce e fisso laterale.
- Stop fixed on overpanel and side panel left / right.
- Anschlag fest am Oberlicht und Seitenteil links / rechts.

NS

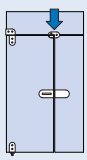

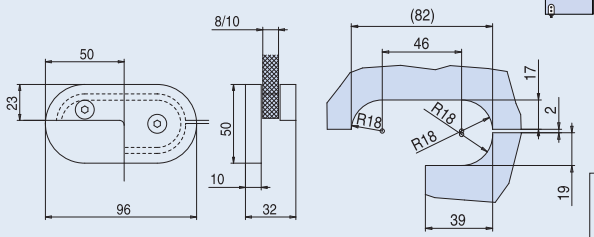

PRICE LIST 2017 ► 279

xla80-1

M9

- Supporto vetro fisso.
- Wall connector.
- Wandhalter.

NS

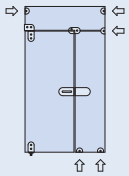

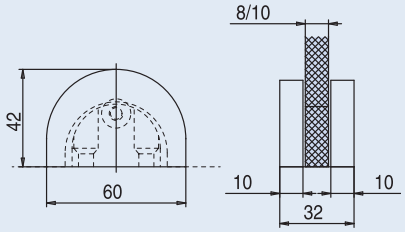

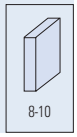

PRICE LIST 2017 ► 279 xla79

M15

- Morsetto per aggancio due vetri.
- Connector glass-glass.
- Verbindungsbeschlag Glas-Glas.

NS

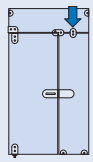

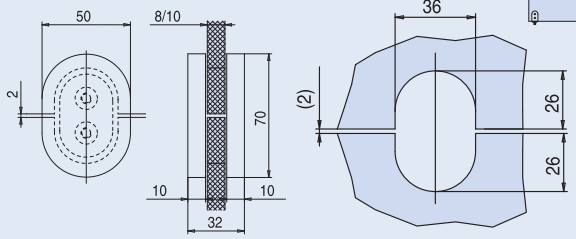

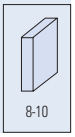

PRICE LIST 2017 ► 279 xla79-1

M16-L

- Cerniera regolabile con attacco a sopraluce e fisso laterale sinistra.
- For overpanel and side panel left.
- Winkeloberlichtbeschlag. Links.

NS

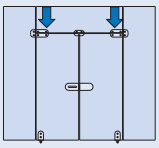

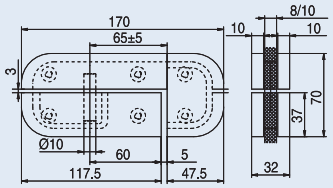

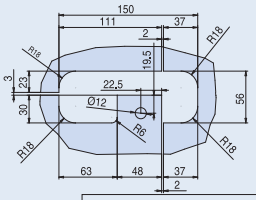

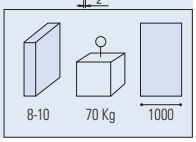

PRICE LIST 2017 ► 279 xla82

M16-R

- Cerniera regolabile con attacco a sopraluce e fisso laterale destra.
- For overpanel and side panel right.
- Winkeloberlichtbeschlag. Rechts.

NS

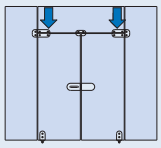

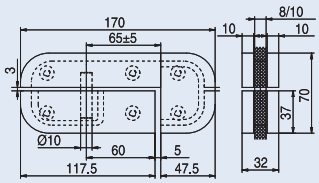

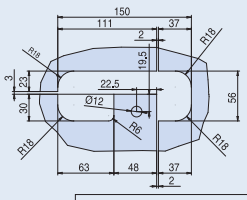

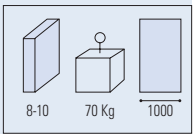

PRICE LIST 2017 ► 279 xla82

M1-SET

- Set Cerniere superiore e sopraluce con perno.
- Overpanel/top pivot set.
- Set Oberes / Oberlicht Pendeltürbänder.

NS

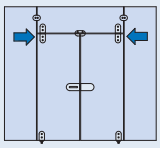

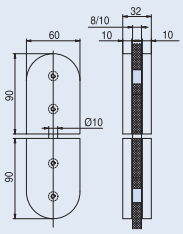

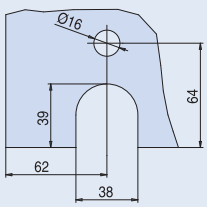

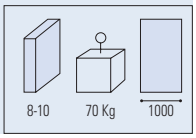

PRICE LIST 2017 ► 279 xla82-1

XT-83 B

- Perno a pavimento con quadro tedesco ovale.
- Floor pivot with German profile spindle.
- Bodenbuchse mit flachkonischer Achse.

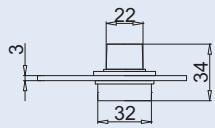

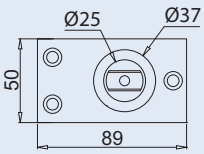

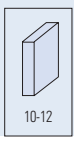

PRICE LIST 2017 ► 283 gpe012

CERNIERE SERIE X | HINGES SERIE X | BÄNDER SERIE X

- **GUIDA TECNICA PER LA SCELTA DEL VOSTRO SISTEMA**
- **TECHNICAL GUIDE FOR THE CHOICE OF YOUR SYSTEM**
- **AUSWAHL VON BÄNDER NACH VORHANDENEN KRITERIEN**



TIPOLOGIA DI APPLICAZIONE | APPLICATION TYPOLOGIES | KOMPOSITIONSMÖGLICHKEITEN DES SYSTEM

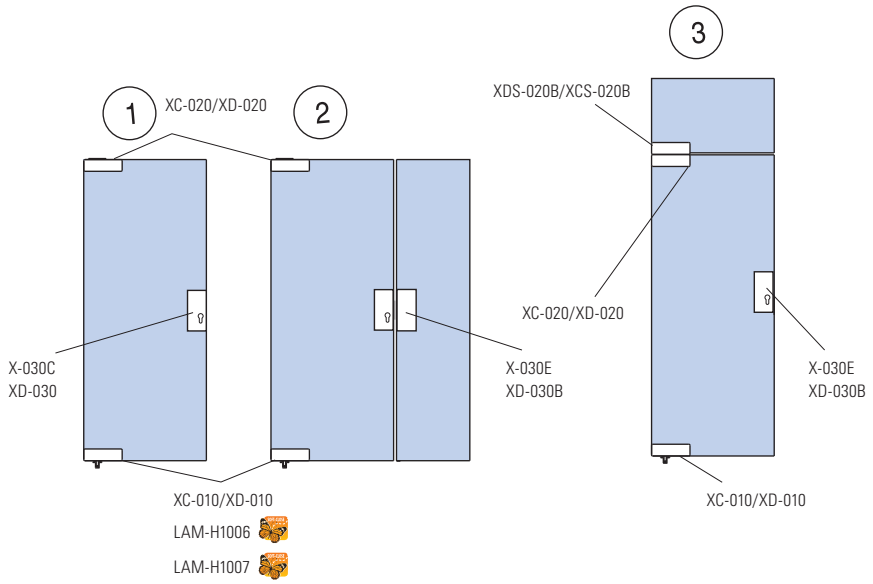

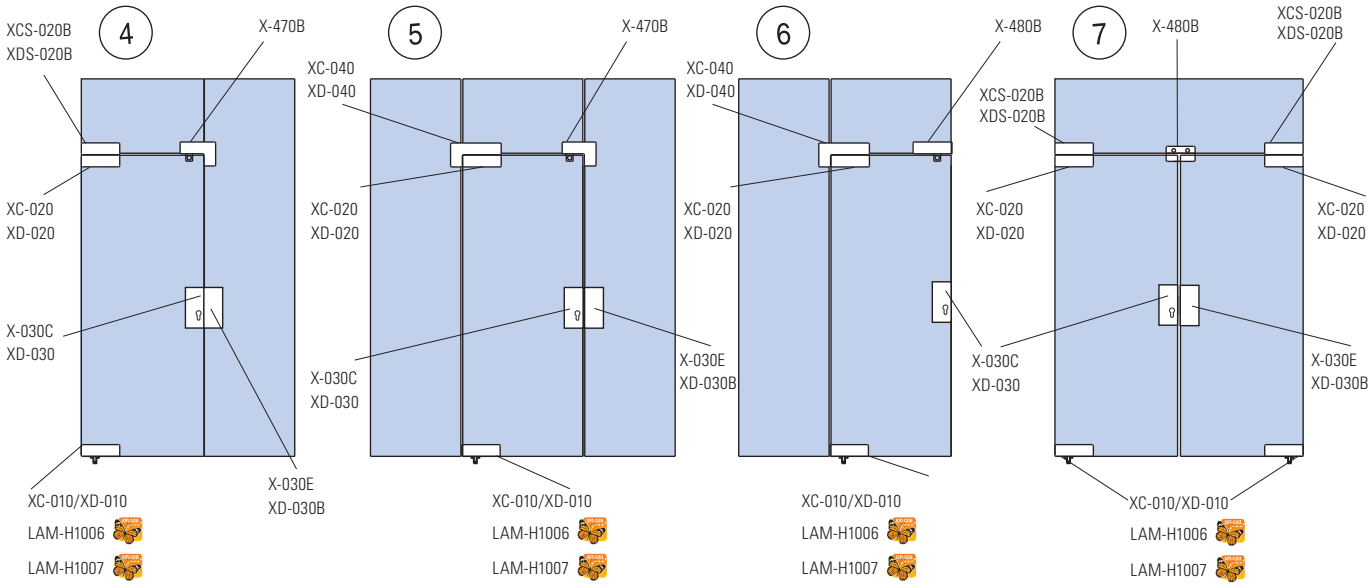

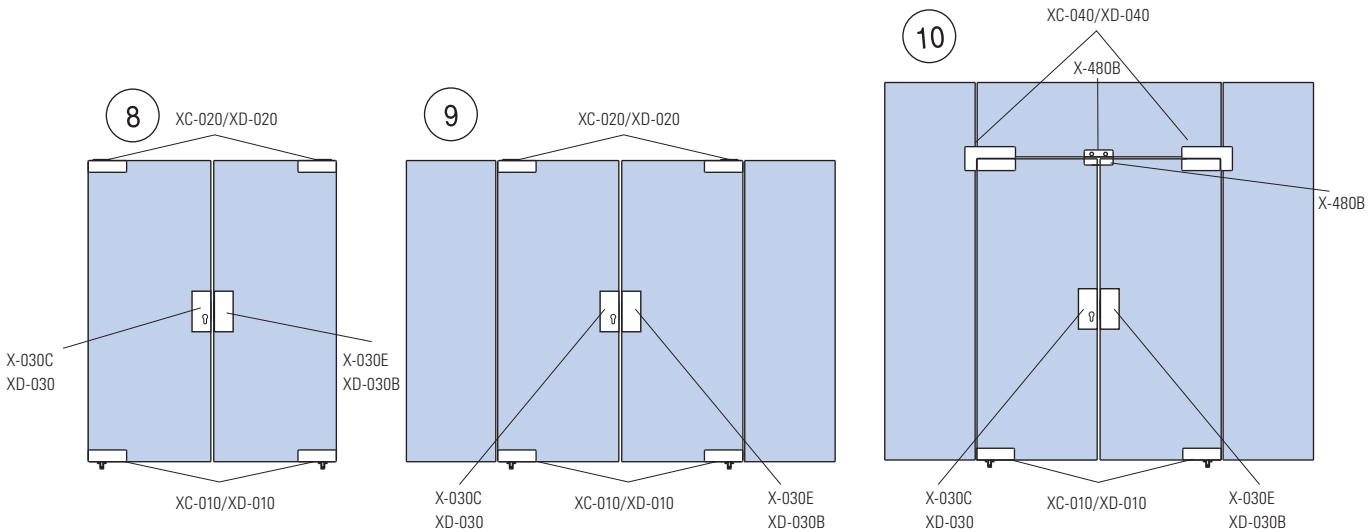

XC-010

- Cerniera inferiore per pompa Tedesca quadro ovale.
- Bottom pivot hinge for german door closer.
- Unteres Pendeltürband für Bodentürschließer mit flachkonischer Achse.

IX - IL

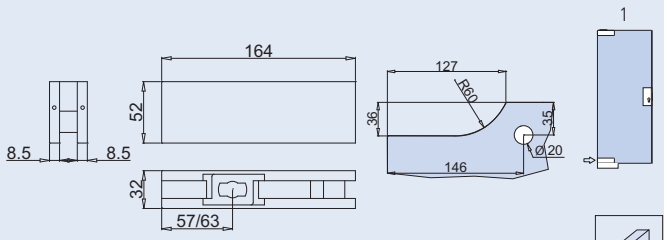

PRICE LIST 2017 ► 280 gpe001 10-12

XC-020

- Cerniera superiore registrabile.
- Top patch with regulation.
- Oberer Eckbeschlag mit verstellbarem Lager.

IX - IL

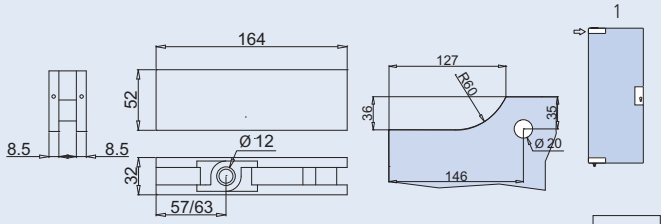

PRICE LIST 2017 ► 280 gpe001 10-12

XCS-020 B

- Cerniera con attacco sopraluce/muro perno mm 12.
- Overpanel patch with pivot 12 mm and wall plate.
- Oberlichtbeschlag mit Zapfen 12 mm und Befestigungslasche.

IX - IL

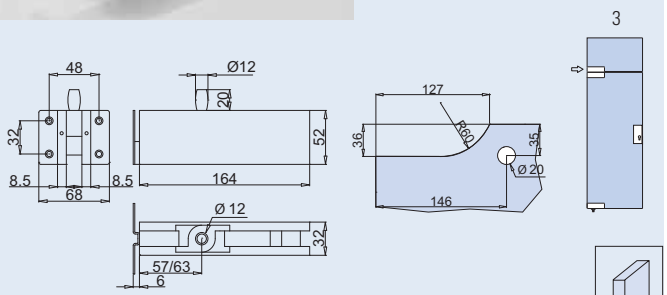

PRICE LIST 2017 ► 280 gpe001 10-12

XCS-020

- Cerniera con attacco soprapulce mm 12.
- Overpanel patch 12 mm with pivot.
- Obererlichtbeschlag 12 mm mit Zapfen.

IX - IL

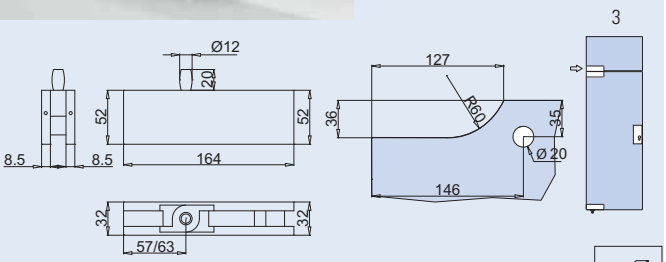

PRICE LIST 2017 ► 280 gpe002 10-12

XC-040

- Cerniera attacco sopraluce vetro fisso perno mm 12.
- Patch for overpanel and side panel with pivot 12 mm.
- Winkeloberlichtbeschlag mit Zapfen 12 mm.

IX - IL

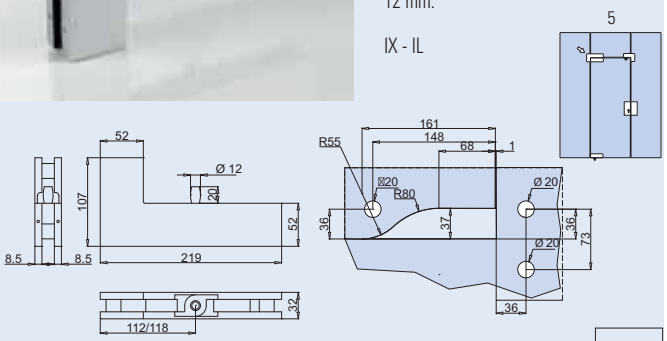

PRICE LIST 2017 ► 280 gpe002 10-12

X-060-B

- Morsetto singolo muro-vetro per vetrate fisse, 52x63 mm.
- Wall connector 52x63 mm
- Wandhalter 52x63 mm

IX - IL

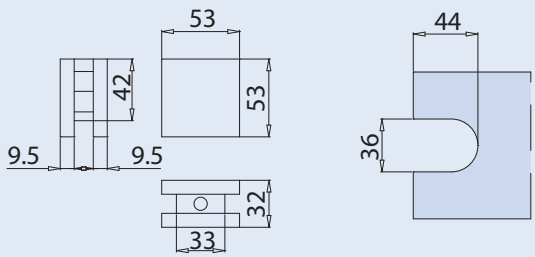

PRICE LIST 2017 ► 280 gpe002 10-12

X-080

- Morsetto singolo muro-vetro per vetrate fisse, 70x53 mm.
- Wall connector 70x53 mm.
- Wandhalter 70x53 mm.

IX - IL

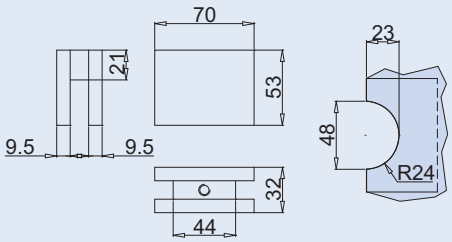

PRICE LIST 2017 ► 280

gpe003

10-12

X-440

- Morsetto per aggancio 4 vetri.
- Connector 4 glasses.
- Verbindungsbeschlag 4 Gläser.

IX - IL

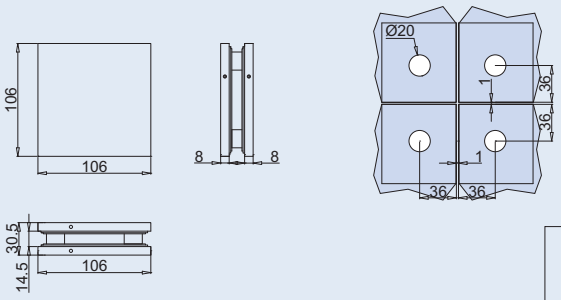

PRICE LIST 2017 ► 280

gpe003

10-12

X-470 B

- Cerniera con attacco sopraluce-vetro fisso con battuta.
- Patch for overpanel and side panel with stop.
- Winkeloberlichtberschlag mit Anschlag.

IX - IL

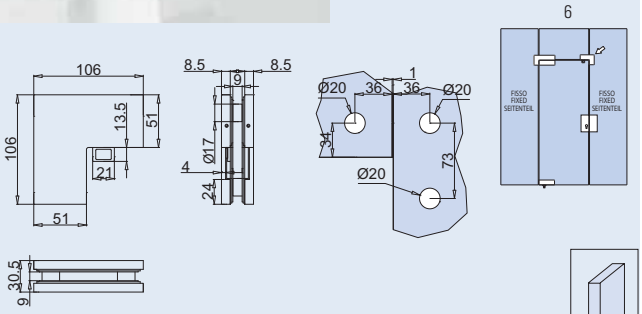

PRICE LIST 2017 ► 281

gpe003

10-12

X-480 B

- Morsetto per aggancio 2 vetri sopraporta compreso di accessorio battuta.
- Connector 2 glasses with stop.
- Verbindungsbeschlag 2 Gläser mit Anschlag.

IX - IL

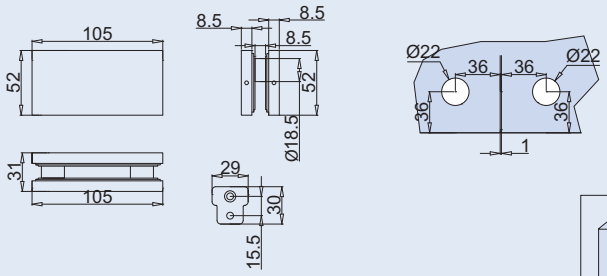

PRICE LIST 2017 ► 281

gpe004

10-12

X-400

- Cerniera superiore doppia attacco sopraluce registrabile, perno 15 mm.
- Double patch for overpanel with pivots 15 mm.
- DoppelObererlichtbeschlag mit Zapfen 15 mm.

IX - IL

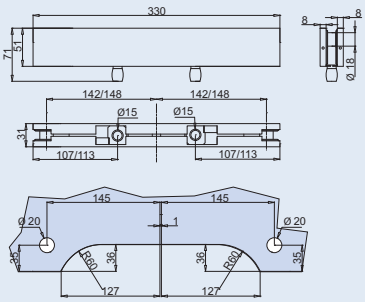

PRICE LIST 2017 ► 281

gpe004

10-12

X-400 B

- Doppia controserratura con attacco sopraluce.
- Double overpanel strike patch fitting.
- Doppeloberlichtgegenkasten.

IX - IL

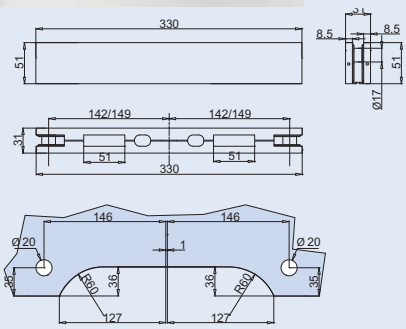

PRICE LIST 2017 ► 281

gpe004

10-12

X-420

- Supporto per due porte in linea con elemento per fissare vetro fisso perno 15 mm.
- Double patch for overpanel side panel with pivots 15 mm and fin fitting inside.
- Doppelter Obererlichtbeschlag mit einseitiger Aussteifunglasche.

IX - IL

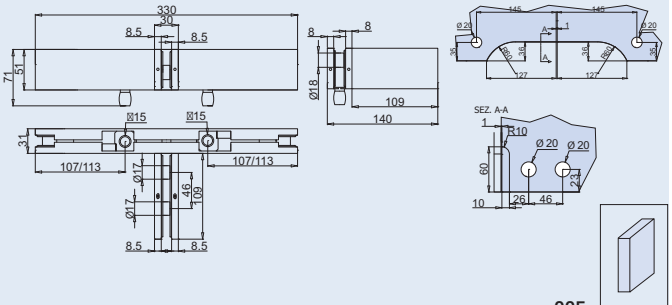

PRICE LIST 2017 ► 281

gpe005

10-12

X-460

- Supporto destro per una porta perno 15 mm e vetro fisso.
- Right patch for overpanel, side panel with fin fitting inside.
- Obererlichtbeschlag rechts mit einseitiger Aussteifunglasche.

IX - IL

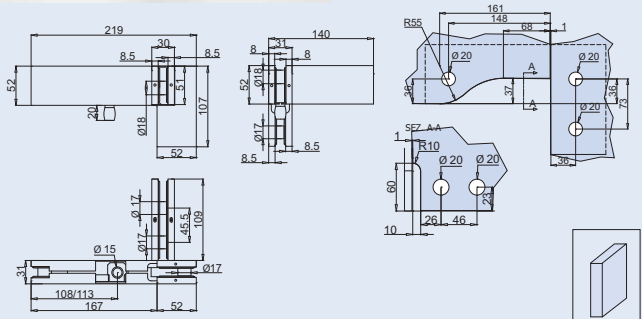

PRICE LIST 2017 ► 281

gpe005

10-12

X-450

- Supporto sinistro per una porta perno 15 mm e vetro fisso.
- Left patch for overpanel, side panel with fin fitting inside.
- Obererlichtbeschlag links mit einseitiger Aussteifunglasche.

IX - IL

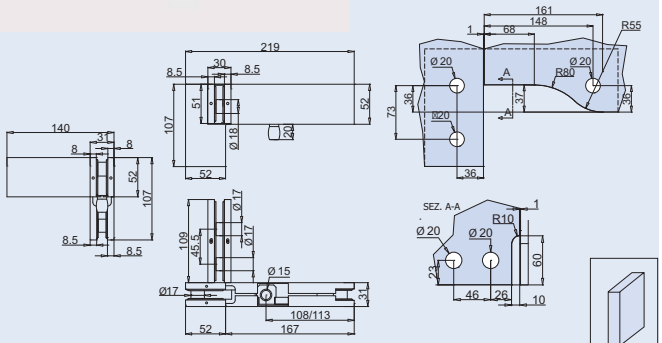

PRICE LIST 2017 ► 281

gpe005

10-12

X-020

- Cerniera superiore registrabile da accoppiare con X-420 , X-450, X-460.
- Top patch with regulation. Matching with X-420 , X-450, X-460.
- Oberer Eckberschlag mit verstellbarem Lager.Montierbar mit X-420 , X-450, X-460.

IX - IL

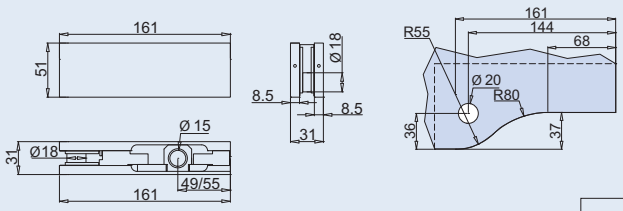

PRICE LIST 2017 ► 281

gpe006

10-12

X-410

- Cerniera raccordo più vetri fissi.
- Connector with fin fitting.
- Verbindungsbeschlag mit einseitiger Aussteifungslasche.

IX - IL

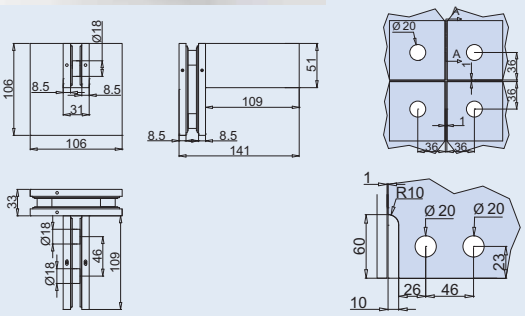

PRICE LIST 2017 ► 281

gpe006

10-12

X-030 C

- Serratura con scrocco rettangolare.
- Lock.
- Schloss.

IX - IL

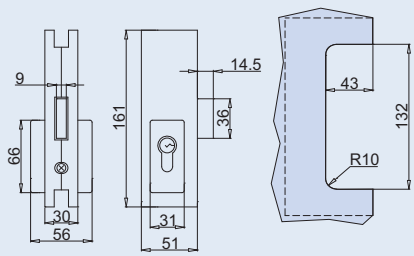

PRICE LIST 2017 ► 281

gpe006

10-12

X-030 E

- Controserratura per X-030C.
- Strike box for x-030 C.
- Gegenkasten für X-030C.

IX - IL

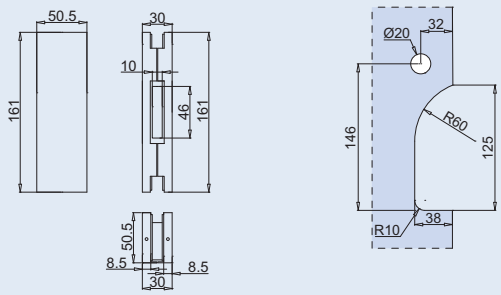

PRICE LIST 2017 ► 282

gpe007

10-12

X-040 B

- Controserratura con attacco sopraluce-vetro fisso per serratura ad angolo X-030C.
- Corner overpanel strike box for corner lock X-030C.
- Winkeloberlichtgegenkasten für Eckschloss X-030C.

IX - IL

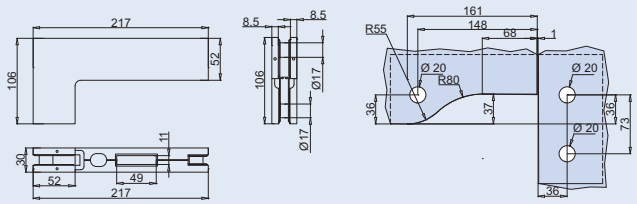

PRICE LIST 2017 ► 282

gpe007

10-12

X-133

- Serratura con perno compreso di pozzetto a pavimento.
- Corner lock with floor socket.
- Eckschloss mit Bodenbuchse.

IX - IL

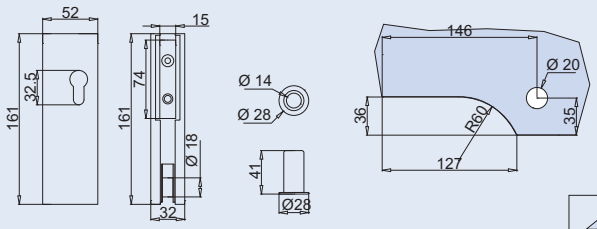

PRICE LIST 2017 ► 282

gpe007

10-12

X-134

- Controserratura per X-133.
- Strike box for X-133.
- Gegenkasten für X-133.

IX - IL

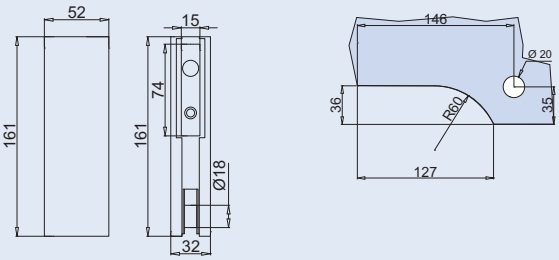

PRICE LIST 2017 ► 282

gpe008

10-12

X-090

- Chiavistello.
- Locking Bolt.
- Feststellriegel.

IX - IL

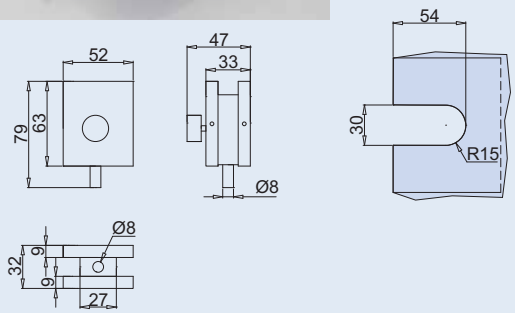

PRICE LIST 2017 ► 282

gpe008

10-12

X-090 B

- Incontro a vetro per chiavistello X-090.
- Strike box for locking bolt X-090.
- Gegenkasten für Feststellriegel X-090.

IX - IL

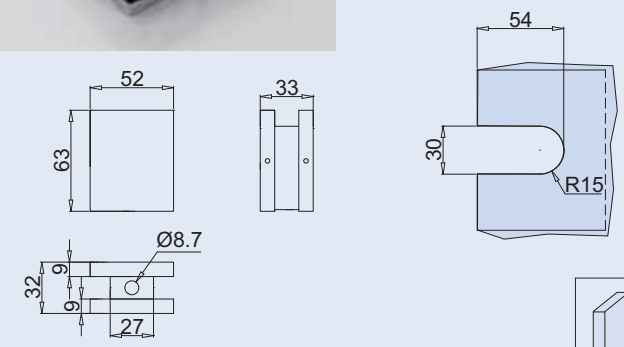

PRICE LIST 2017 ► 282

gpe008

10-12

NEW

X-317

- Chiavistello compreso di incontro, senza fori nel vetro.
- Lock with rounded dead bolt and strike box withou glass preparation.
- Mittelschloss mit Gegenkasten ohne Glasbearbeitung.

IX - IL

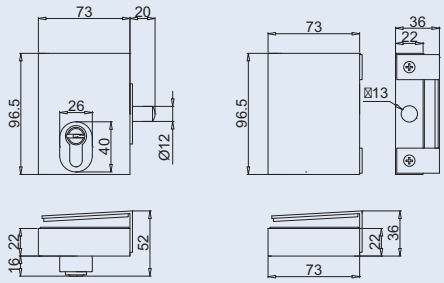

PRICE LIST 2017 ► 282

gpe009

10-12

XT-83B

- Perno a pavimento con quadro tedesco ovale.
- Floor pivot with German profile spindle.
- Bodenbuchse mit flachkonischer Achse.

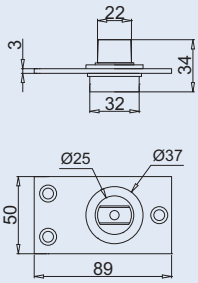

PRICE LIST 2017 ► 282

gpe009

10-12

XP-020

- Perno superiore 12 mm.
- Top pin 12 mm.
- Oberer Zapfen 12 mm.

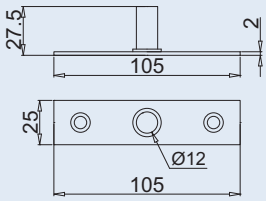

PRICE LIST 2017 ► 282

gpe009

10-12

CERNIERE SERIE X MINI | HINGES SERIE X MINI | BANDER SERIE X MINI

XD-020

- Cerniera superiore registrabile.
- Top patch adjustable.
- Oberer Eckbeschlag mit verstellbarem Lager.

AN - IL

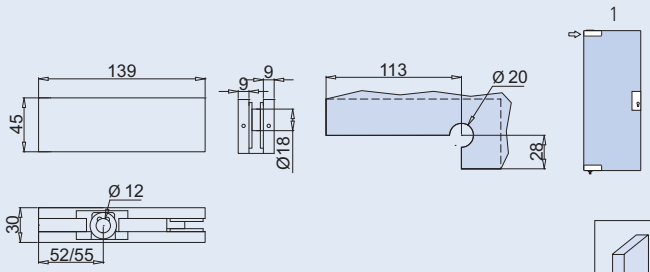

PRICE LIST 2017 ► 283

gpe010

10-12

XD-440

- Cerniera inferiore per pompa Tedesca quadro ovale.
- Bottom pivot hinge for german door closer.
- Unteres Pendeltürband für Bodentürschließer mit flachkonischer Achse.

AN - IL

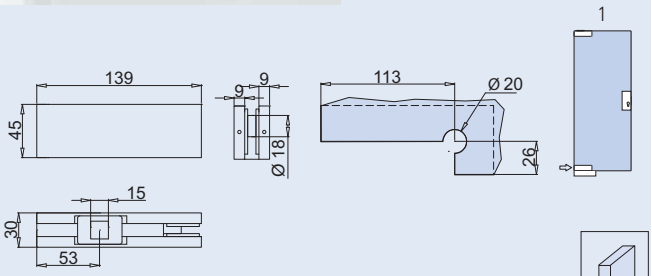

PRICE LIST 2017 ► 283

gpe010

10-12

XDS-020

- Cerniera con attacco sopraluce, perno 12 mm.
- Overpanel patch with pivot 12 mm.
- Obererlichtbeschlag mit Zapfen 12 mm.

AN - IL

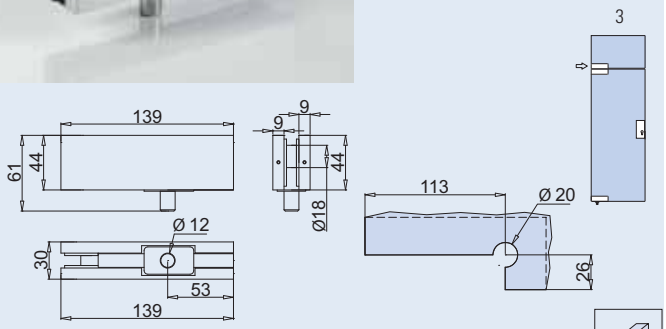

PRICE LIST 2017 ► 283

gpe010

10-12

XDS-020B

- Cerniera con attacco sopraluce-muro, perno 12 mm.
- Overpanel patch with pivot 12mm and wallplate.
- Oberlichtbeschlag mit Zapfen 12mm und Befestigungslasche.

AN - IL

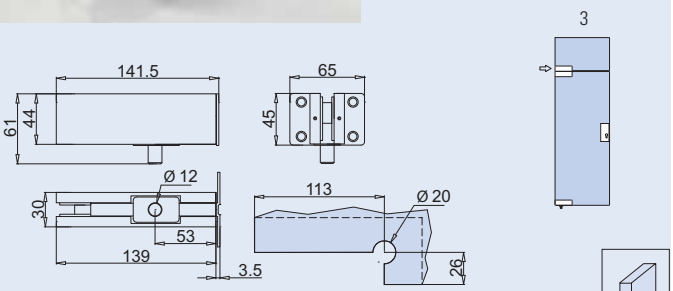

PRICE LIST 2017 ► 283

gpe011

10-12

XD-040

- Cerniera attacco per sopraluce vetro fisso perno 12 mm.
- Patchfor overpanel and side panel with pivot 12 mm.
- Winkeloberlichtbeschlag mit Zapfen 12 mm.

AN - IL

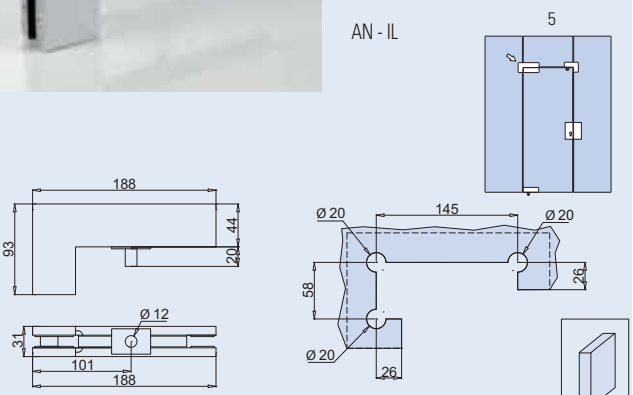

PRICE LIST 2017 ► 283

gpe011

10-12

XD-030

- Serratura con chiavistello tondo.
- Rounded dead bolt.
- Mittelschloss.

AN - IL

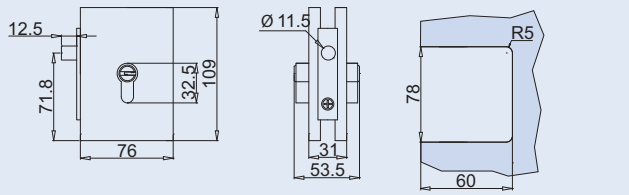

PRICE LIST 2017 ► 283

gpe011

10-12

NEW

XD-030 B

- Controserratura per chiavistello tondo XD-030.
- Strike box for XD-030.
- Gegenkasten für Schloss XD-030.

AN - IL

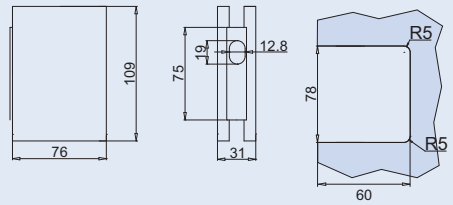

PRICE LIST 2017 ► 283

gpe012

10-12

XT-83 B

- Perno a pavimento con quadro tedesco ovale.
- Floor pivot with German profile spindle.
- Bodenbuchse mit flachkonischer Achse.

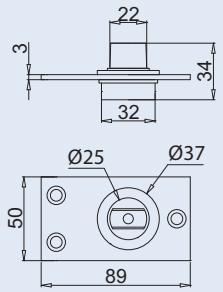

PRICE LIST 2017 ► 283

gpe012

10-12

XP-020

- Perno superiore 12 mm.
- Top pin 12 mm.
- Oberer Zapfen 12 mm.

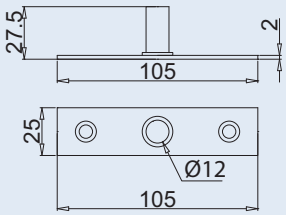

PRICE LIST 2017 ► 283

gpe012

10-12



CHIUDIPORTA A PAVIMENTO
DOOR CLOSER
BODENTURSCHLIESSER



FV-S4003

- Chiudiporta a pavimento con perno intercambiabile. Completo di perno italiano, scatola a cementare zincata e piastra in acciaio inox satinato AISI 304.
  Fermo a 90° - FORZA EN: 3 - Scatola 240x80x49 - Larghezza. ANTA: mm. 900 - 1050.
- Floor spring with interchangeable pivot, Standard with italian square pivot, cover plate in satin stainless steel AISI 304. Hold open at 90° - Force 3 - Cement box 240 x 80 x 49 - Door width range: mm. 900 - 1050.
  Door width range: mm. 900 - 1050
- Bodentürschließer mit anstauschbaresteckachsen. Standard mit Italianischen Vierkant, einschleßlich Zementkasten 240 x 80 x 49 und Deckplatte aus Edelstahl matt AISI 304 - Feststellung 90° - Türbreite mm 900 - 1050.

IX



PRICE LIST 2017 ► 284



FV-S5003

- Chiudiporta a pavimento con perno intercambiabile. Completo di perno italiano, scatola a cementare zincata e piastra in acciaio inox satinato AISI 304. Fermo a 90° - FORZA EN: 3 - Scatola 290x87x54
  Larghezza ANTA: mm. 900 - 1050.
- Floor spring with interchangeable pivot, Standard with italian square pivot, cover plate in satin stainless steel AISI 304. Hold open at 90° - Force 3. Cement box 290 x 87 x 54 - Door width range: mm. 900 - 1050.
- Bodentürschließer mit anstauschbaresteckachsen. Standard mit Italianischen Vierkant, einschleßlich Zementkasten 290 x 87 x 54 und Deckplatte aus Edelstahl matt AISI 304 - Feststellung 90° - Türbreite mm 900 - 1050.

IX



PRICE LIST 2017 ► 284



FV-S6003

- Chiudiporta a pavimento con perno intercambiabile. Completo di perno italiano, scatola a cementare zincata e piastra in acciaio inox satinato AISI 304. Fermo a 90° - FORZA EN: 3 - Scatola 273x122x65
  Larghezza. ANTA: mm. 900 - 1050
- Floor spring with interchangeable pivot, Standard with italian square pivot, cover plate in satin stainless steel AISI 304. Hold open at 90° - Force 3 Cement box 273x122x65
  Door width range: mm. 900 - 1050.
- Bodentürschließer mit anstauschbaresteckachsen. Standard mit Italianischen Vierkant, einschleßlich Zementkasten 273 x 122 x 65 und Deckplatte aus Edelstahl matt AISI 304 - Feststellung 90° - Türbreite mm 900 - 1050.

IX



PRICE LIST 2017 ► 284

A SISTEMI SCORREVOLI
SLIDING DOOR SYSTEMS
SCHIEBETÜRSYSTEME 6

B BOX DOCCIA
SHOWER BOX
DUSCHKABINEN 115

C PARETI MOBILI
SLIDING WALLS
SCHIEBEWÄNDE 195

D PARETI DIVISORIE E STIPITI
PARTITION WALLS AND FRAMES
TRENNWÄNDE UND ALUMINIUMZARGEN 249

E SERRATURE E CERNIERE
LOCKS AND HINGES
SCHLÖSSER UND BÄNDER 295

F MANIGLIE MANIGLIONI POMOLI
DOORHANDLES PULLHANDLES KNOBS
TÜRGRIFFE STOSSGRIFFE KNÖPFE 343

G PORTE ESTERNE
PATCH FITTINGS
GANZGLASANLAGEN 355

H BALAUSTRE E PENSILINE
RAILING AND CANOPY SYSTEMS
RAILING UND VORDACH SYSTEME 385

I DISTANZIALI, MORSETTI E ACCESSORI
POINT FITTINGS, CLAMPS AND ACCESSORIES
PUNKTHALTERUNGEN, KLEMMBEFESTIGUNGEN
UND ZUBEHÖR 475

- PAVIMENTO
- FLOOR INSTALLATION
- BODENMONTAGE

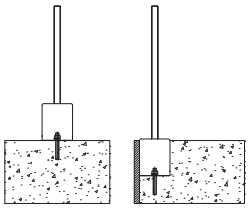

B-6000 LUXOR
▸396
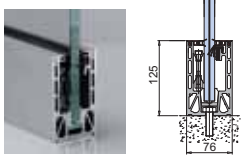

B-6000 G LUXOR
▸397
NEW


B-3000
▸398
NEW


B-6600 LUXORINA
▸400
NEW

B-2000
▸401
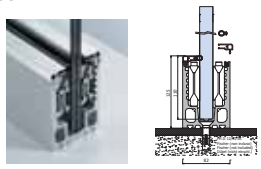

B-5500
▸402
NEW MORE POWER


B-5600
▸402
NEW MORE POWER


B-2100
▸403
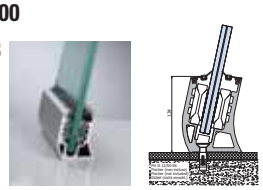

- PAVIMENTO LATERALE
- FLOOR INSTALLATION
- BODENMONTAGE

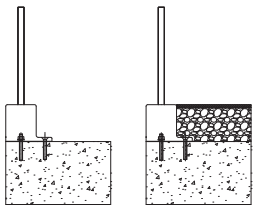

B-6300 LUXOR
▸408
NEW
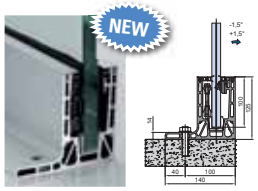

B-1101
▸409
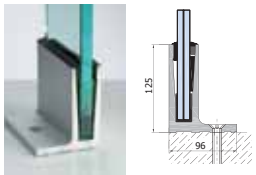

B-1100
▸404
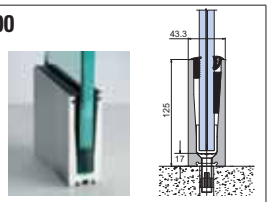

- INCASSATO
- RECESSED
- VERSENKT

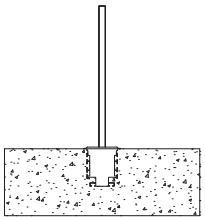

B-4050 MAXIMA
▸412
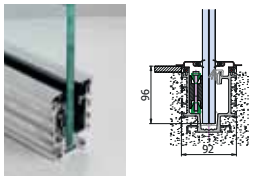

B-2050 JPK DOPPIO
▸413
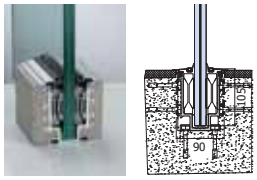

B-2060 JPK DOPPIO
▸414
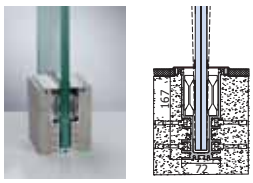

- ESTERNO
- SIDE INSTALLATION
- SEITENMONTAGE

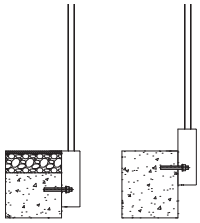

B-6200 LUXOR BALCONY
▸418
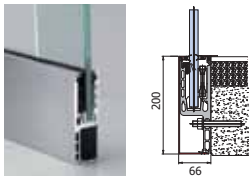

B-6250 LUXOR CLIMB
▸419
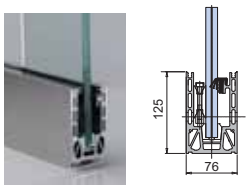

- SCALA
- STAIRS
- TREPPE

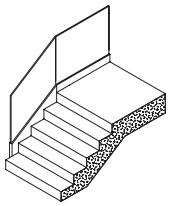

B-6220 LUXOR STAIRS

►422

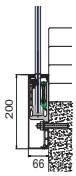

- MURETTO
- LOW WALL
- AUF ATTIKAMAUER

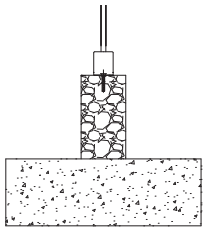

B-2500 MAXIMA

►426

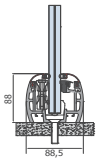

B-3500 MURETTO

►427

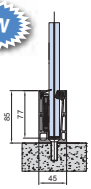

- PARAVENTO
- WINDSCREENS
- WINDSCHUTZSYSTEM

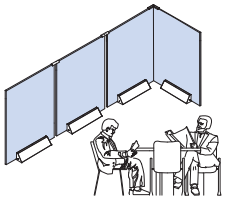

B-2800

►446

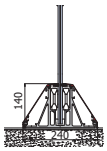

- ACCESSORI
- ACCESSORIES
- ZUBEHÖR

- CORRIMANO
- HANDRAIL
- HANDAUF

►452

B-4103/B-4104

- PROFILI SCOLO ACQUA
- DRAINAGE PROFILES
- DRAINAGELEISTEN

►459

B-4111-CF8

- "OMBRELLINO"
- GASKET "UMBRELLA"
- DICHTUNG "REGENSCHIRM"

►458

- TASSELLI FISHER
- ANCHORS
- ANKER

►460

- PENSILINE
- CANOPIES
- VORDÄCHER



B-1040 KAMPIONA 110

►464

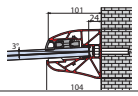

B-6040 KAMPIONA 150

►465

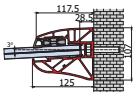

B-4040 MAXIMA

►466

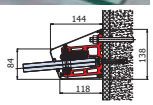

PRESA PENSILINA

►467

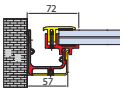

TEKNO

►467

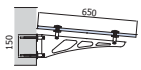

SKY / ECOSKY

►469

JOLLY PACK

UNA SCELTA SICURA

Un sistema brevettato che supera qualsiasi proposta sul mercato, riassunto in **6 punti**

A SAFE CHOICE

A patented system that outshines any proposal currently on the market, summarised in the following **6 points**

EINE ZUVERLÄSSIGE LÖSUNG

Ein patentiertes System das andere Lösungen bei weitem übertrifft . Zusammengefasst in **6 Punkte**

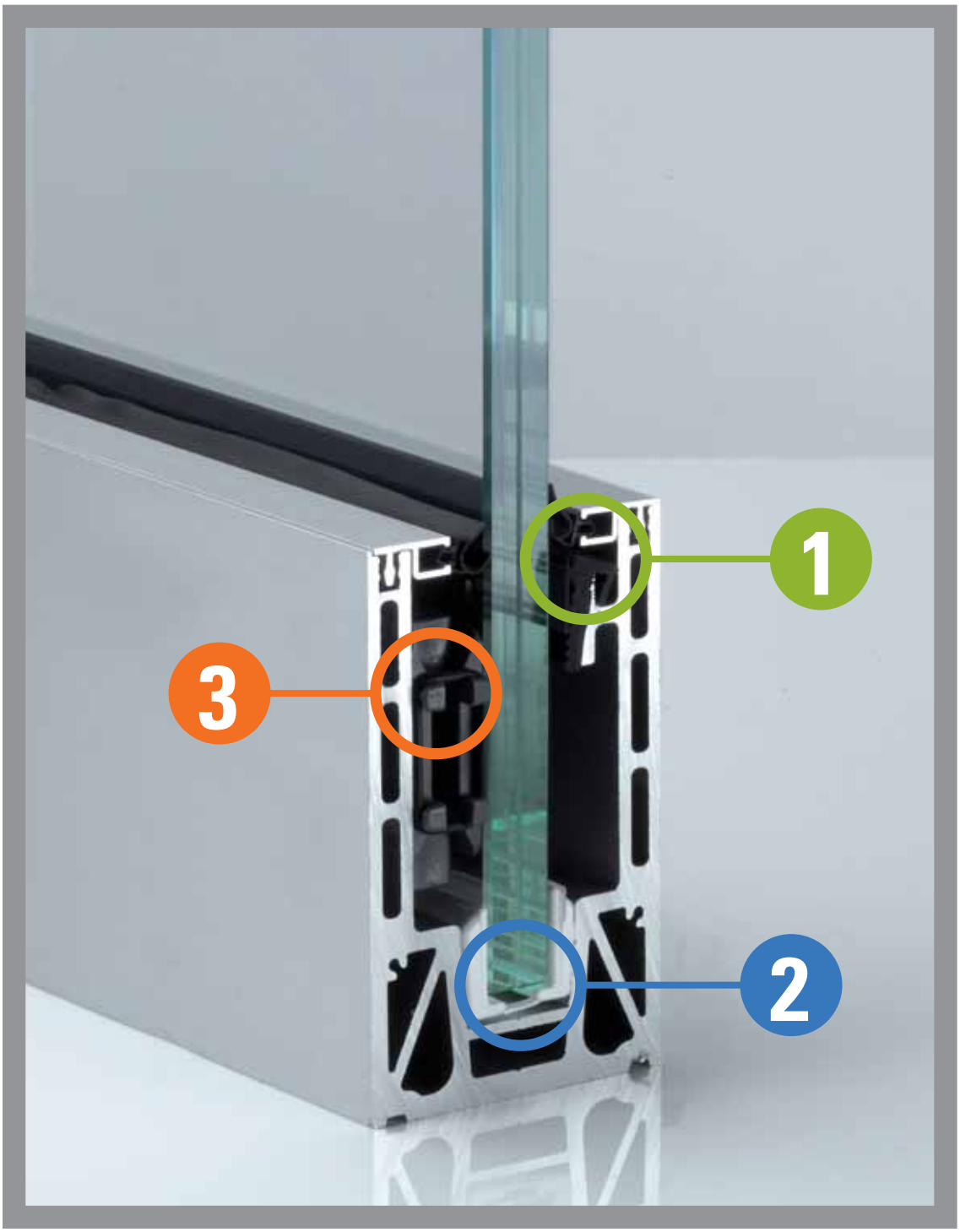

SICUREZZA E TENUTA
SAFETY AND GRIP
GEPRÜFTE SICHERHEIT



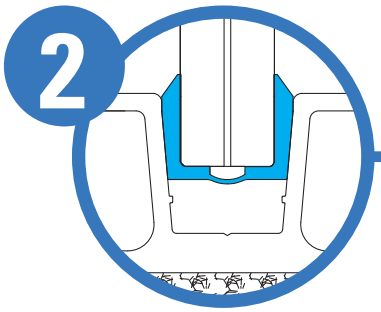

SERRAGGIO DEL VETRO
GLASS CLAMPING
TOTALE BLOCKIERUNG DES GLASES

REGOLAZIONE MANTENENDO LA TENUTA
ADJUSTABILITY WHILE MAINTAINING GRIP
GLASSCHEIBE JUSTIERT UND BEFESTIGT

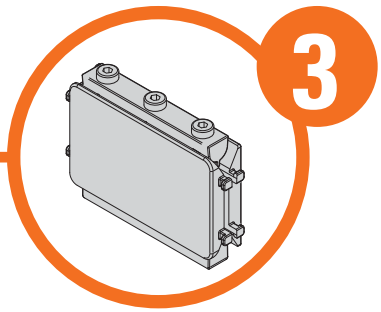

LE CERTIFICAZIONI
CERTIFICATIONS
DIE ZERTIFIZIERUNGEN

VELOCITÀ DI POSA
SPEED OF INSTALLATION
REDUZIERTER MONTAGEZEIT



LA VASTITÀ DI GAMMA
BREADTH OF THE RANGE
DIE GROSSE ANZAHL VON PROFILE



SICUREZZA E TENUTA - PETALI (Brevettato)

Guarnizione posta su tutta la lunghezza del profilo che, sotto spinta, distribuisce uniformemente la pressione e che permette minime e precise regolazione.
Guarnizione appoggio vetro L=3000 mm a 3 petali

SAFETY AND GRIP - PETALS (Patented)

Gaskets along the entire length of the profile, under traction, evenly distribute the pressure and allow precise and minimum adjustments to be made.
Glass support L stripping = 3000 mm with 3 petals

SICHERHEITS UND BLOCKIERUNG-GUMMIBLÄTTER (Patentiert)

Durchgehende Profildichtung, präzise und gleichmäßige Verteilung der Spannkräfte.
Dichtung oben für Glas L=3000 mm mit 3 Streifen

nuovo ND design

Patent Pending

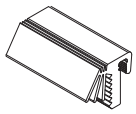

da -50-35 mm con 3 petali
from -50 to -35 mm with 3 petals
von - 50 - 35 mm ~ Mit 3 Streifen

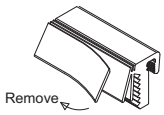

da -35-20 mm con 2 petali
from -35 to -20 mm with 2 petals
von - 35 - 20 mm ~ Mit 2 Streifen

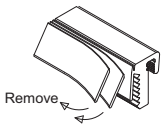

da -20+0 mm con 1 petalo
from -20 to +0 mm with 1 petal
von - 20 - 0 mm ~ Mit 1 Streifen

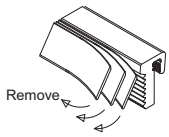

da +0+20 mm senza petali
from +0 to +20 mm without petals
von +0 + 20 mm ~ Ohne Streifen

Esempi di applicazione | Application examples | Beispiele Anwendungen

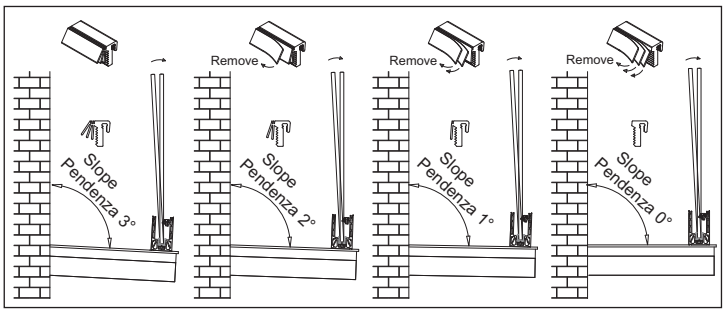

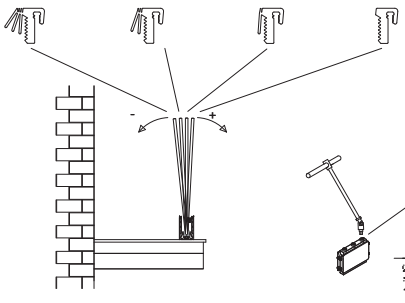

Spessore regolabile
Adjustable thickness
Verstellbar

Fissaggio e regolazione con Jolly Pack
Fixing and adjustment with Jolly Pack
Befestigung und verstellung mit Jolly Pack

SERRAGGIO DEL VETRO

Per un ottimo alloggiamento e fissaggio del vetro nella balaustra.
Compensa le difformità di stratifica (con qualsiasi tolleranza).

GLASS CLAMPING

For excellent housing and fixing of the glass into the balustrade.
Compensates for any differences in layers (with any tolerance).

KONISCHE AUFLAGE

Optimales Einsetzen und Sitz der Glasscheibe.

B-2004-F **B-2005-F** **B-2006-F**

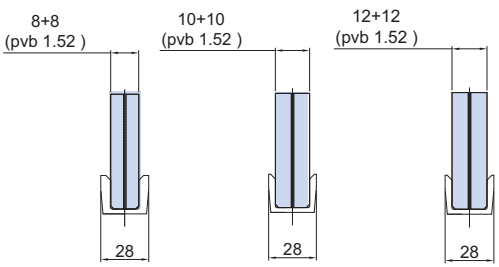







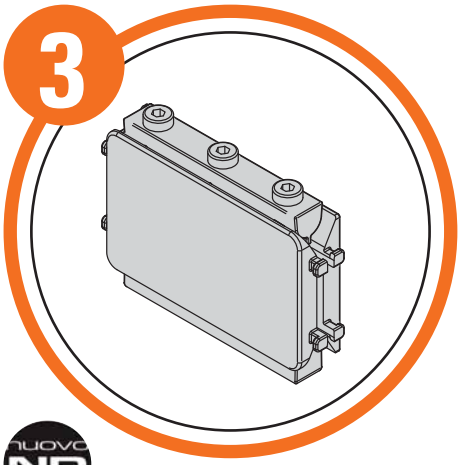

Patent Pending

REGOLAZIONE MANTENENDO LA TENUTA

JOLLY PACK BREVETTATO

Jolly Pack è un sistema meccanico articolato, progettato per essere facilmente regolabilee quindi adattabile all'angolo di inclinazione delle due facce del pannello di vetro. L'aderenza del cuneo alla superficie del vetro è quindi sempre totale e perfetta, e dunque garantisce un bloccaggio assolutamente sicuro e di alto valore estetico.

ADJUSTABILITY WHILE MAINTAINING GRIP

PATENTED JOLLY PACK

Jolly Pack is an articulated mechanical system, designed to be easily adjustable and therefore adaptable to the tilt angle of the two sides of the glass panel. There is always a total and perfect adhesion of the wedge to the surface of the glass, thereby guaranteeing completely safe clamping and a high quality finish.

SCHNELLE EINRICHTUNG UND EINFACHE VERSTELLUNG

JOLLY PACK PATENTIERT

JOLLY PACK ist ein mechanisches und einfach zu regulierendes System, das sich jedem Neigungswinkel der beiden Glasoberflächen anpasst. Die Haftung des Keils an der Glasoberfläche ist daher perfekt und garantiert eine sichere und optisch äußerst ansprechende Blockierung.

JOLLY PACK 18 | JOLLY PACK 18 | JOLLY PACK 12 | JOLLY PACK 16 MURETTO | JOLLY PACK 8

Bloccaggio totale e flessibile
In genere gli elementi di fissaggio a cuneo dei tradizionali sistemi balaustra sono efficienti solo con i pannelli di vetro in posizione perfettamente verticale, che è difficilissima da ottenere. JOLLY PACK invece si adatta perfettamente sia alla superficie del profilo in alluminio, sia alla superficie del vetro, mantenendo inalterata la presa, qualunque sia l'inclina-zione del pannello e sviluppando, a parità di dimensioni, una forza di serraggio decisamente superiore a ogni altro sistema.
Aggiustamenti micrometrici
Il disassamento dei pannelli di vetro è inevitabile, specie su installazioni di una certa lunghezza con un effetto antiestetico anche molto evidente. Con i sistemi JOLLY PACK il disassamento anche minimo può essere aggiustato, movimentando opportunamente i cunei del pacchetto meccanico.

Complete and flexible clamping
In general the wedge fastening elements of traditional glass railing systems are only efficient when the glass panels are in a perfectly vertical position, which is always very difficult to achieve. JOLLY PACK, however, fits perfectly both to the surface of the aluminium profile, and to the glass surface, while maintaining its grip, whatever the inclination of the panel. It also achieves, with the same dimensions, a clamping force that is significantly superior to all other systems.
Micrometric adjustments
It is inevitable that the glass panels will be slightly misaligned, especially on longer installations, and this results in an unsightly and very obvious effect. With JOLLY PACK systems, even the smallest misalignment can be adjusted, by simply moving the wedges of the mechanical package.

Eine totale und flexible Blockierung.
Normalerweise sind die Keilbefestigungselemente der üblichen Geländersysteme nur bei perfekter vertikaler Positionierung der Glasscheiben wirksam, die sehr schwierig zu erreichen ist. JOLLY PACK hingegen passt sich perfekt der Oberfläche sowohl des Alu-Profils als auch der Glasscheibe an und garantiert den Halt bei jeglicher Neigung der Glasscheibe, wobei die Kraftübertragung gegenüber anderen Systemen eindeutig besser ist.
Millimetergenaue Regulierung
Die Achsenverschiebung der Glasscheiben wird vor allem bei Installierungen mit einer gewissen Länge unvermeidbar, was zu einer oft sehr evidenten störenden Optik führt. Mit dem System JOLLY PACK kann jede auch minimale Achsverschiebung über die Doppelkeile im Befestigungselement ausgeglichen werden.



Punto di forza sul vetro
Distribution of the strenght on glass
Kraftübertragung gegen Glas

Punto di forza sul profilo
Distribution of the strenght on profile
Kraftübertragung gegen Profil



4

LE CERTIFICAZIONI **Tutto il mondo certifica le nostre balaustre**

La qualità e l'affidabilità del sistema balaustre Jolly Pack ha ottenuto importanti riconoscimenti che consentono di offrire la massima sicurezza a chi installa questo prodotto. Dopo l'iniziale certificazione presso il Laboratorio Prove Materiali "Pietro Pisa" di Brescia, il prodotto ha ricevuto l'approvazione del prestigioso Istituto Giordano, riferimento autorevole in Italia per le prove sui prodotti e del Prüfzentrum für Bauelemente di Rosenheim in Germania, autorevole istituzione accreditata per la prova sui materiali da costruzione.

THE CERTIFICATIONS

The quality and reliability of the Jolly Pack glass railing system has achieved significant recognition, confirming the greatest level of safety with regards to the installation of this product. After the initial certification at the Pietro Pisa Materials Test Laboratory in Brescia, the product received approval from the Istituto Giordano, an authoritative benchmark in Italy for product testing, and from Prüfzentrum für Bauelemente in Rosenheim, Germany, a renowned institution accredited for tests on construction materials.

DIE ZERTIFIZIERUNGEN

Damit das Geländersystem Jolly Pack größtmögliche Sicherheit im Einsatz aufweist, wurden von renommierten Instituten einige Prüfungen durchgeführt:
- das Laboratorium für Materialprüfungen "Pietro Pisa"in Brescia
- das Institut Giordano - erste Adresse in Italien, wenn es um die Prüfung von Produkten geht.
- das Institut Prüfzentrum für Bauelemente in Rosenheim, Deutschland. Autorisiertes Institut für Tests an Konstruktionsmaterialen.

UNIVERSITÀ DEGLI STUDI DI BRESCIA DICATAM
LABORATORIO PROVE MATERIALI "PIETRO PISA"

PfB Prüfzentrum für Bauelemente

ISTITUTO GIORDANO Qualità al Plurale.

Tested to BS6180

Test eseguiti al Pfb di Rosenheim in Germania
Tests made at PfB in Rosenheim, Germany
Prüfung durch das Pfb in Roseheim, Deutschland

❶ ❷ Prova del pendolo sul sistema profilo-vetro-corrimano
Jolly Pack Pendulum test for profile-glass-handrail system
Pendelprüfung des Profil-Glas-Handlauf-Systems Jolly Pack

UNIVERSITÀ DEGLI STUDI DI BRESCIA
DICATAM DIPARTIMENTO DI INGEGNERIA CIVILE, ARCHITETTURA, TERRITORIO, AMBIENTE E DI MATEMATICA
LABORATORIO PROVE MATERIALI «PIETRO PISA»

ISTITUTO GIORDANO Qualità al Plurale.

UNI ENTE ITALIANO DI NORMAZIONE

Vetro mm Glass mm Glas mm	Categorie secondo Norme Tecniche del Ministero Infrastrutture e Trasporti par. 3.1 - D.M. 29/2008 Categories according to Norme Tecniche del Ministero Infrastrutture e Trasporti par. 3.1 - D.M. 29/2008 Kategorie nach Norme Tecniche del Ministero Infrastrutture e Trasporti par. 3.1 - D.M. 29/2008	Carico orizzontale Horizontal strenght Horizontale Nutzlast	Carico Dinamico Dynamic strength Dynamische Nutzlast
8+8+1,52 pvb	A, B, C1, E1, F, H1	1,0 kN	UNI 11678 - 17
10+10+1,52 pvb	C2, D	2,0 kN	UNI 11678 - 17
12+12+1,52 pvb	C3	3,0 kN	UNI 11678 - 17

PfB Prüfzentrum für Bauelemente

Categoria secondo DIN EN 1991-1-1-1 NA Category according to DIN EN 1991-1-1-1 NA Kategorie nach DIN EN 1991-1-1-1 NA	Vetro VSG (2xESG) mm Glass VSG (2xESG) mm Glas VSG (2xESG) mm	Spinta orizzontale certficata Certified horizontal strength Bestätigte horizontale Nutzlast	Spinta orizzontale effettuata Carried out horizontal strength Ausgeführte horizontale Nutzlast
A, B1, H, T1, Z	8+8+1.52 pvb	0,5 kN/m	0,75 kN
B2, B3, C1-C4, D, T2, Z	10+10 1.52 pvb	1,0 kN/m	1,5 kN
C5, C6, T3	12+12 1.52 pvb	2,0 kN/m	3,0 kN

Categoria secondo DIN 18008-4 Category according to DIN 18008-4 Kategorie nach DIN 18008-4	Vetro VSG (2xESG) mm Glass VSG (2xESG) mm Glas VSG (2xESG) mm	Prova del pendolo secondo TRAV 6.2 Pendulum test according to TRAV 6.2 Pendelschlagprüfung nach TRAV 6.2	Prova di resistenza con rottura vetro Resistance test with glass break Festigkeitsprüfung bei gebrechener Schiebe
A, B1, H, T1, Z	8+8+1.52 pvb	ok	0.5 kN/m - ok
B2, B3, C1-C4, D, T2, Z	10+10 1.52 pvb	ok	1.0 kN/m - ok

5

VELOCITÀ DI POSA

La balaustra si monta senza l'utilizzo di ponteggi e impalcature esterne.
La regolazione e il fissaggio del vetro avvengono solo dal lato interno.

SPEED OF INSTALLATION

The glass railing is installed without using external scaffolding and structures.
Adjustment and fixing of the glass is carried out only from the inside.

REDUZIERTER MONTAGEZEIT

Der nur auf einer Seite montierte Jolly Pack Klemmhalter ermöglicht eine schnelle Installation, die keine Vergleiche scheut. Sie können die Regulierung bequem von innen durchführen.

BALAUSTRE METALGLAS?
METALGLAS GLASS RAILINGS?
GELÄNDER METALGLAS?
FAVOLOSE!
FANTASTIC!
FABELHAFT!

VETRO | GLASS | GLAS
10+10
(pvb 1.52)

TEMPO DI POSA | INSTALLATION TIME | MONTAGEZEIT
1' e 30"
ogni 2 metri di vetro | for every 2 metres of glass | pro 2 Laufmeter

COLLAUDATO | TESTED | GEPRÜFT
+ 300 KG

6

LA VASTITÀ DI GAMMA

23 profili per qualsiasi tipo di fissaggio
Quando la funzionalità incontra l'estetica. Ampia famiglia di balaustre dalle molteplici dimensioni ora ampliata con la nuova gamma Luxor dal profilo più snello ed elegante ma senza nulla togliere alla robustezza della struttura. Perfette per l'inserimento in qualunque ambiente valorizzandolo. La presenza delle velette incassate rendono il prodotto piu raffinato ed elegante per qualsiasi tipo di soluzione.
"Ombrellino". Tutti i vetri delle balaustre sono collegati da un "Ombrellino" a molla anti infiltrazione vetro/vetro che va da un minimo di 20 mm fino ad un massimo di 30 mm.

BREADTH OF THE RANGE

When functionality meets aesthetics. A large range of glass railings in various sizes, now with the addition of the new Luxor line, for an option that is more slender and elegant without the need to compromise on the strength of the structure. Perfect for enhancing any environment.
The recessed sides give the product a more refined and elegant aspect, ideal for any kind of solution.
"Canopy". All our glass railings are connected by a spring-loaded, anti-seepage "Canopy" glass, ranging from a minimum of 20 mm up to a maximum of 30 mm.

DIE GROSSE ANZAHL VON PROFILE

23 Profile für jede Befestigung.
Verstellare Dichtung **"Regenschirm"** gegen infiltration zwischen Glas und Glas für Spalt von 20mm bis 30mm.

nuovo ND design
Patent Pending



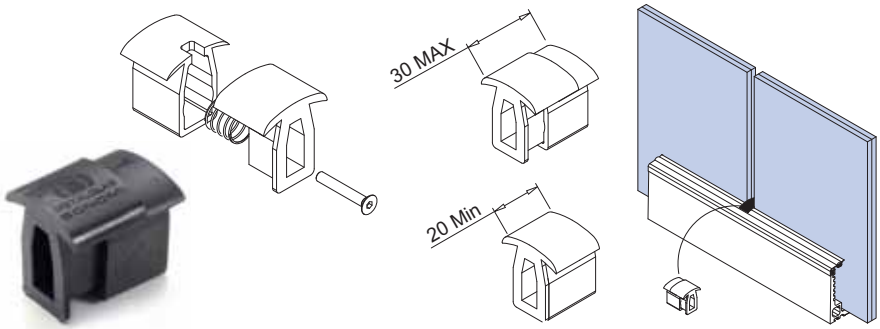

• PAVIMENTO
• FLOOR INSTALLATION
• BODENMONTAGE

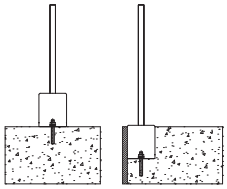

- ALTRE VERSIONI
- ODER TYPES
- ANDERE TYPEN

- PAVIMENTO LATERALE
- SIDE FIXING
- SEITENMONTAGE

▶406

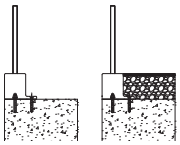

- INCASSATO
- RECESSED
- VERSENKT

▶410

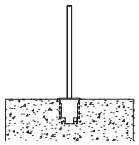

- ESTERNO
- SIDE INSTALLATION
- SEITENMONTAGE

▶416

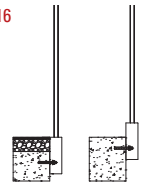

- SCALA
- STAIRS
- TREPPE

▶422

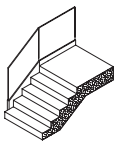

B-6000 LUXOR

- Balaustra semiregolabile. Optional supporti LED.
- Adjustable railing system. Optional LED supports.
- Verstellbares Railing System. Optional LED Auflage

▶396

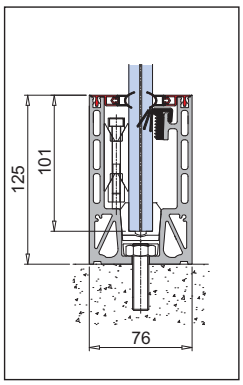

PRICE LIST 2017 ► 288

B-6000-G LUXOR

- Profilo grezzo senza velette.
- Raw profile without.
- Roh Profil ohne Abdeckungen.

▶397

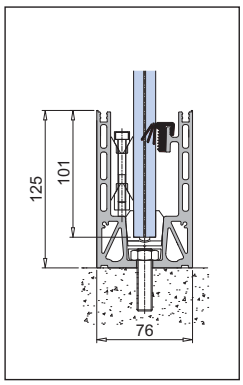

PRICE LIST 2017 ► 289

B-3000

- Balaustra semiregolabile. Optional supporti LED.
- Adjustable railing system. Optional LED supports.
- Verstellbares Railing System. Optional LED Auflage.

▶398

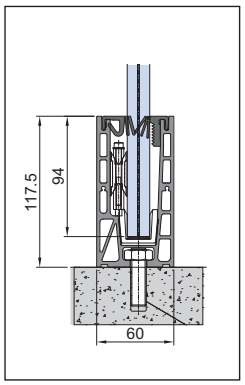

PRICE LIST 2017 ► 295

B-6600 LUXORINA

- Balaustra regolabile. Optional supporti LED.
- Adjustable glass railings. Optional LED supports.
- Verstellbares Railing System. Optional LED Auflage.

▶400

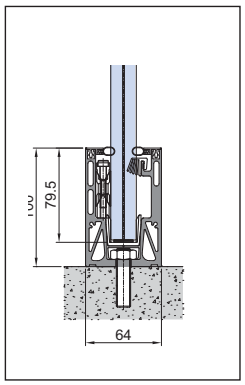

PRICE LIST 2017 ► 296

B-2000

- Balaustra regolabile.
- Adjustable railing system.
- Verstellbares Railing System.

▶401

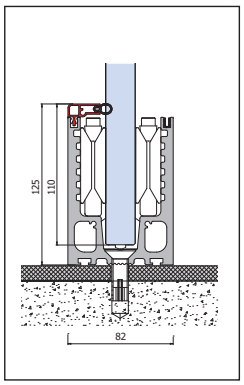

PRICE LIST 2017 ► 302

- **MURETTO**
- **LOW WALL**
- **AUF ATTIKAMAUER**

▶424

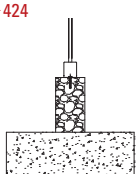

- **PARAVENTO**
- **WINDSCREENS**
- **WINDSCHUTZSYSTEM**

▶446

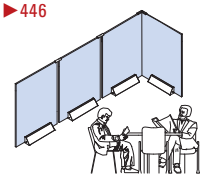

- **ACCESSORI**
- **ACCESSORIES**
- **ZUBEHÖR**

▶452

- **PENSILINE**
- **CANOPIES**
- **VORDÄCHER**

▶462



B-5500 MAXIMA STADIUM JOLLY PACK SINGOLO

- Progettato per stadi e luoghi pubblici per assorbire una grande spinta che,
- dai primi test aziendali, supera i 500 Kg, con lievi deformazioni del profilo.
- The product has been designed for the stadium and public area. This balustrade can grant a big side force which according to internal test can go over 500 kg force without profile deformation.
- Das Produkt wurde für Stadien und öffentliche Räume entwickelt. Die Balustrade kann große Kräfte aufnehmen. Internationale Tests beweisen, dass Kräfte über 500 kg aufgenommen werden können, ohne das Profil zu deformieren.

▶402

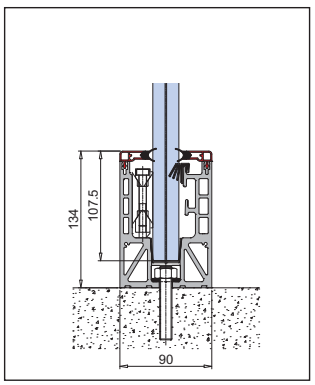

PRICE LIST 2017 ► 303



B-5600 MAXIMA TRIPLO VETRO

- Progettato per stadi e luoghi pubblici per assorbire una grande spinta che, dai primi test aziendali, supera i 500 Kg, con lievi deformazioni del profilo.
- The product has been designed for the stadium and public area. This balustrade can grant a big side force which according to internal test can go over 500 kg force without profile deformation.
- Das Produkt wurde für Stadien und öffentliche Räume entwickelt. Die Balustrade kann große Kräfte aufnehmen. Internationale Tests beweisen, dass Kräfte über 500 kg aufgenommen werden können, ohne das Profil zu deformieren.

▶402

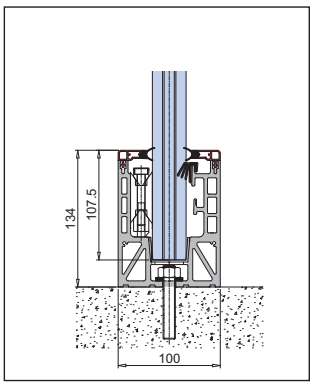

PRICE LIST 2017 ► 304

B-2100

- Balaustra inclinata, regolabile.
- Inclined anti-vertigo railing system, adjustable.
- Verstellbares Railing System im Winkel gegen Höhenangst.

▶403

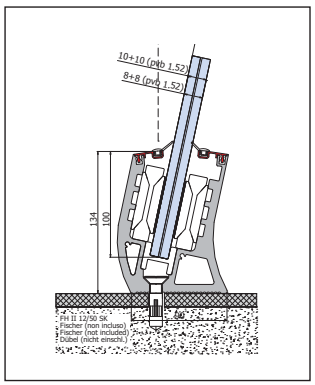

PRICE LIST 2017 ► 314



B-1100

- Balaustra con cunei.
- Railing fixing with Wedges.
- Railing Befestigung mit Keilen.

▶404

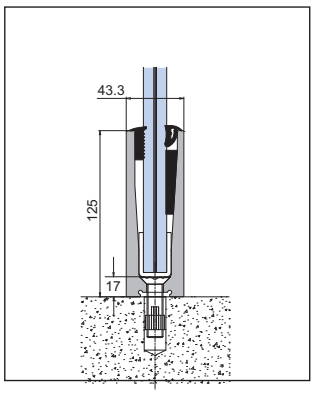

PRICE LIST 2017 ► 316

B-6000 LUXOR

- Balaustra semiregolabile. Optional supporti LED.
- Adjustable railing system. Optional LED supports.
- Verstellbares Ganzglasgeländer System. Optional LED Auflage.

COMPONENTI | COMPONENTS | EINZELTEILE ▶ 428



B-6000+B-6001-CF2
- Profilo balaustra + 2 Velette
- Railing profile + 2 Cover profiles
- Profil für Geländer mit Abdeckungen

B-SET LUX 8 | B-SET LUX 10 | B-SET LUX 12
- Set morsetti e guarnizioni
- Set clamps and gaskets
- Set Klemmen und Dichtungen

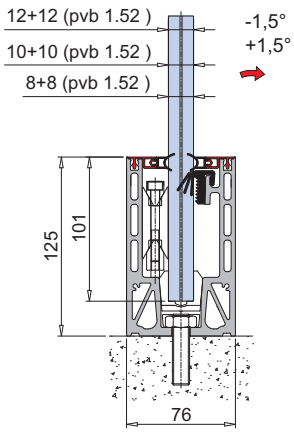

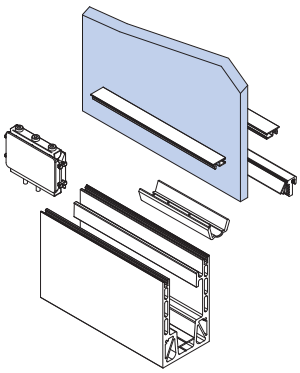

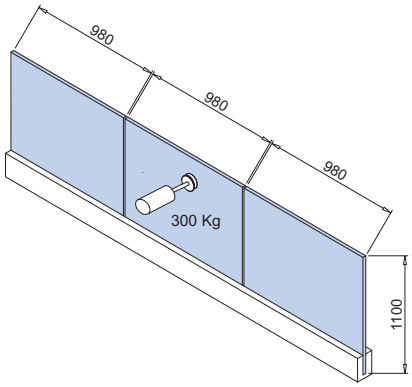

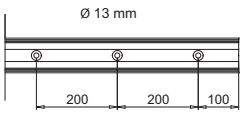

fb041p070

Set completo/mt L-3000 mm Complete set/mt L-3000 mm Komplett-Set L-3000 mm	FIN. OB.	Vetro Glass Glas	Morsetti/mt Clamps/mt Klemmen/lfm	Testato spinta Test side force Getestet Seitenkraft	Classe Class IT Klasse	Certificato Certificate Zertifikat
B-6000 SET 1,5 KN 8	AN	8+8 1,52 pvb	2	150 kg	1	1 kN/m = 100 kg/m
B-6000 SET 3 KN 10	AN	10+10 1,52 pvb	2	300 kg	2	2 kN/m = 200 kg/m
B-6000 SET 4,5 KN 12	AN	12+12 1,52 pvb	4	450 kg	3	3 kN/m = 300 kg/m

SET COMPOSTO DA | SET BESTEHEND AUS | SET CONSISTING OF	FIN. OB.	B-6000 SET 1,5 KN 8	B-6000 SET 3 KN 10	B-6000 SET 4,5 KN 12
B-6000 + B-6001-CF2	AN	1 pzSt/pcs L = 3000 mm	1 pzSt/pcs L = 3000 mm	1 pzSt/pcs L = 3000 mm
B-SET-LUX-8	-	1	-	-
B-SET-LUX-10	-	-	1	-
B-SET-LUX-12	-	-	-	1

B-6000 G LUXOR

- Balaustra semiregolabile. Optional supporti LED.
- Adjustable railing system. Optional LED supports.
- Verstellbares Ganzglasgeländer System. Optional LED Auflage.

COMPONENTI | COMPONENTS | EINZELTEILE ► 428



B-6000-G
- Profilo balaustra grezzo senza velette
- Railing profile raw without cover profiles
- Profil für Geländer roh ohne Abdeckungen

B-6001-CF2 | B-6051-CF2 | B-6121-CF2
- Velette
- Cover profiles
- Abdeckungen

B-SET LUX 8 | B-SET LUX 10 | B-SET LUX 12
- Set morsetti e guarnizioni
- Set clamps and gaskets
- Set Klemmen und Dichtungen

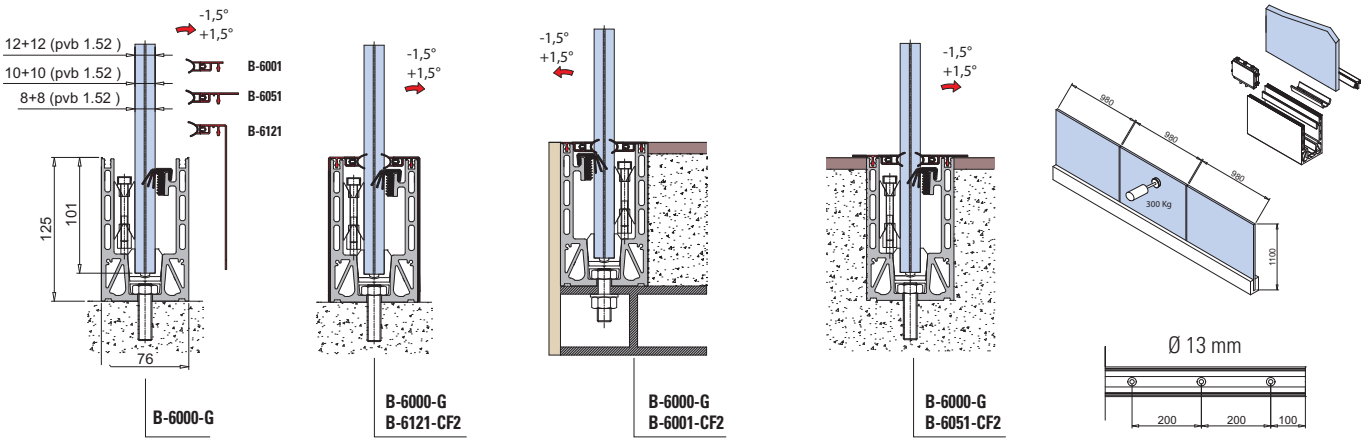

fb041p071

Set completo/mt L-3000 mm Complete set/mt L-3000 mm Komplett-Set L-3000 mm	FIN. OB.	Vetro Glass Glas	Morsetti/mt Clamps/mt Klemmen/lfm	Testato spinta Test side force Getestet Seitenkraft	Classe Class IT Klasse	Certificato Certificate Zertifikat
B-6000-G SET 1,5 KN 8	GR	8+8 1,52 pvb	2	150 kg	1	1 kN/m = 100 kg/m
B-6000-G SET 3 KN 10	GR	10+10 1,52 pvb	2	300 kg	2	2 kN/m = 200 kg/m
B-6000-G SET 4,5 KN 12	GR	12+12 1,52 pvb	4	450 kg	3	3 kN/m = 300 kg/m

SET COMPOSTO DA | SET BESTEHEND AUS | SET CONSISTING OF	FIN. OB.	B-6000-G SET 1,5 KN 8	B-6000-G SET 3 KN 10	B-6000-G SET 4,5 KN 12
B-6000-G	GR	1 pzSt/pcs L = 3000 mm	1 pzSt/pcs L = 3000 mm	1 pzSt/pcs L = 3000 mm
B-SET-LUX-8	-	1	-	-
B-SET-LUX-10	-	-	1	-
B-SET-LUX-12	-	-	-	1
B-6001-CF2 optional velette / optional cover profiles / optional Abdeckungen	AN - IXE	(1)	(1)	(1)
B-6051-CF2 optional velette / optional cover profiles / optional Abdeckungen	AN - IXE	(1)	(1)	(1)
B-6121-CF2 optional velette / optional cover profiles / optional Abdeckungen	AN -IXE	(1)	(1)	(1)

B-3000

- Balaustra semiregolabile. Optional supporti LED.
- Adjustable railing system. Optional LED supports.
- Verstellbares Railing System. Optional LED Auflage.

COMPONENTI | COMPONENTS | EINZELTEILE ▶ 432



B-3000
- Profilo balaustra
- Railing profile
- Profil für Geländer

B-SET-3000-8 | B-SET-3000-10
- Set morsetti e guarnizioni
- Set clamps and gaskets
- Set Klemmen und Dichtungen

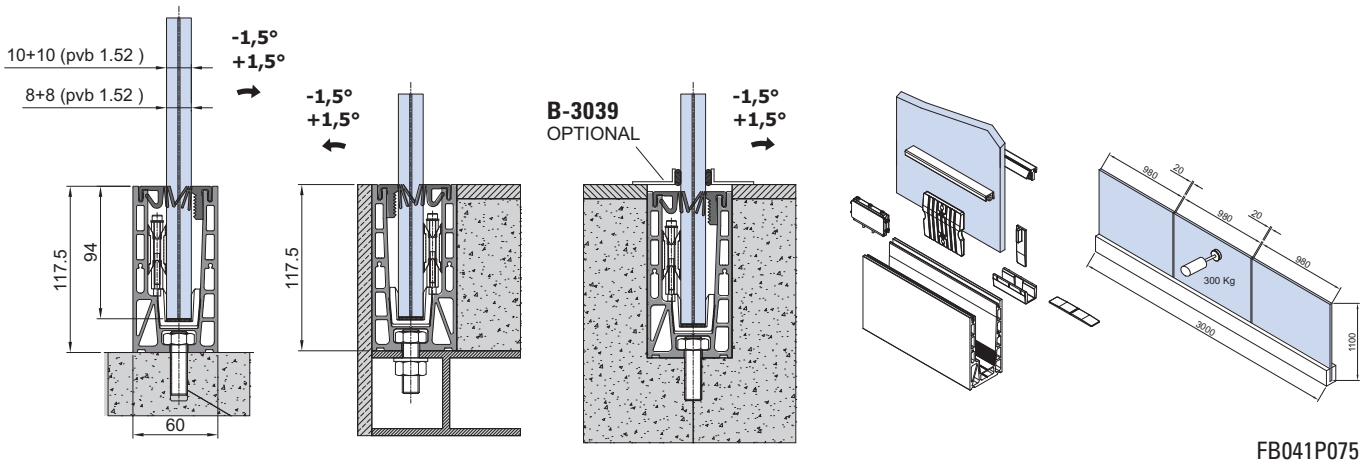

FB041P075

Art. set complete/Mt L-3000 mm	FIN. OB.	Vetro Glass Glas	Morsetti/mt Clamps/mt Klemmen/lfm	Testato spinta Test side force Getestet Seitenkraft	Classe Class IT Klasse	Certificate UNI ENTE ITALIANO DI NORMAZIONE
B-3000 SET 1,5 KN 8	AN	8+ 8 1.52 pvb	2	150 kg	1	1 kN/m = 100 kg/m
B-3000 SET 3 KN 10	AN	10+10 1.52 pvb	2	300 kg	2	2 kN/m = 200 kg/m
^B-3000-G SET 1,5 KN 8	GR	8+ 8 1.52 pvb	2	150 kg	1	1 kN/m = 100 kg/m
^B-3000-G SET 3 KN 10	GR	10+10 1.52 pvb	2	300 kg	2	2 kN/m = 200 kg/m

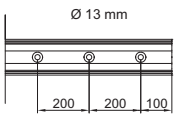

^ profilo grezzo | raw profile | roh Profil

SET COMPOSTO DA SET CONSISTING OF SET BESTEHEND AUS	FIN. OB.	B-3000 SET 1,5 KN 8	B-3000 SET 3 KN 10	B-3000-G SET 1,5 KN 8	B-3000-G SET 3 KN 10
B-3000	AN	1 St/pcs L = 3000 mm	1 St/pcs L = 3000 mm	-	-
B-3000-G	GR	-	-	1 St/pcs L = 3000 mm	1 St/pcs L = 3000 mm
B-SET-3000-8	-	1	-	1	-
B-SET-3000-10	-	-	1	-	1

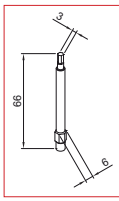

B-3509
- Inserto esagonale 3 mm per chiave a T, fissaggio morsetti Jollypack.
- Hexagonal bit 3 mm for T-handle wrench, fixing Jollypack clamps
- Sechskant- Schraubeinsatz 3 mm für T Stiftschlüssel, Jollypack Klemmen Befestigung

B-6600 LUXORINA

- Balaustra regolabile. Optional supporti LED.
- Adjustable glass railings. Optional LED supports.
- Verstellbares Railing System. Optional LED Auflage.

COMPONENTI | COMPONENTS | EINZELTEILE ▶ 435

B-6600+B-6601-CF2
- Profilo balaustra + 2 velette
- Railing profile + 2 cover profiles
- Profil für Geländer mit Abdeckungen

B-SET-6600-8 | B-SET-6600-10
- Set morsetti e guarnizioni
- Set clamps and gaskets
- Set Klemmen und Dichtungen

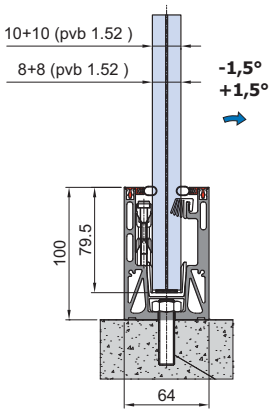

B-6600

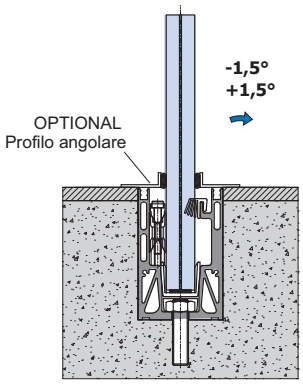

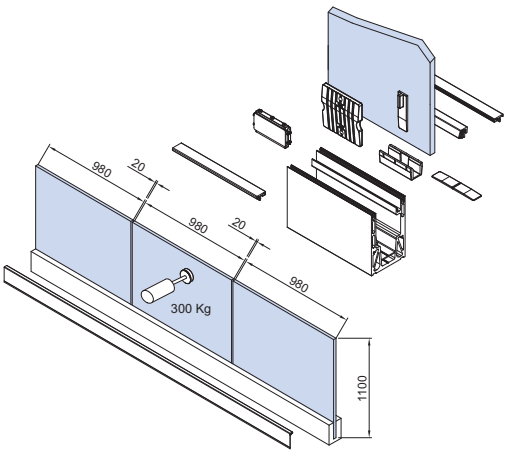

FB041P132

Set completo/mt L-3000 mm Complete set/mt L-3000 mm Komplett-Set L-3000 mm	FIN. OB.	Vetro Glass Glas	Morsetti/mt Clamps/mt Klemmen/lfm	Testato spinta Test side force Getestet Seitenkraft	Classe Class IT Klasse		Certificate
					H 1100 mm	H 800 mm	
B-6600 SET 1,5 KN 8	AN	8+8 1,52 pvb	2	150 kg	1	2	1 kN/m = 100 kg/m
B-6600 SET 2 KN 10	AN	10+10 1,52 pvb	2	200 kg	1	2	2 kN/m = 200 kg/m
***B-6600-6 SET 1,5 KN 8**	GR	8+8 1,52 pvb	2	150 kg	1	2	1 kN/m = 100 kg/m
***B-6600-6 SET 2 KN 10**	GR	10+10 1,52 pvb	2	200 kg	1	2	2 kN/m = 200 kg/m

Ø 13 mm

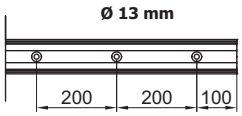

* L = 6000 mm

SET COMPOSTO DA | SET BESTEHEND AUS | SET CONSISTING OF	FIN. OB.	B-6600 SET 1,5 KN 8	B-6600 SET 3 KN 10	B-6600-G SET 1,5 KN 8	B-6600-G SET 3 KN 10
B-6600 + B-6601-CF2	AN	1 pz/pcs L = 3000 mm	1 pz/pcs L = 3000 mm	-	-
B-6600-G	GR	-	-	1 pz/pcs L = 3000 mm	1 pz/pcs L = 3000 mm
B-SET-6600-8	-	1	-	1	-
B-SET-6600-10	-	-	1	-	1
B-6621-CF2-6 (OPTIONAL)	AN/GR	-	-	(1) L = 6000 mm	(1) L = 6000 mm

B-2000

- Balaustra regolabile con jollypack doppio.
- Adjustable railing system with double jollypack.
- Verstellbares Railing System mit jollypack beidseitig.

FINE SERIE
PRODUCT WILL BE DISCONTINUED
AUSLAUFMODELL

COMPONENTI | COMPONENTS | EINZELTEILE



B-2000+B-2001-CF2
- Profilo balaustra + 2 Velette
- Railing profile + 2 Cover profiles
- Profil für Geländer mit Abdeckungen



B-SET JOLLY 8 | B-SET JOLLY 10 (x 10+10) | B-SET JOLLY 12
- Set morsetti e guarnizioni
- Set clamps and gaskets
- Set Klemmen und Dichtungen

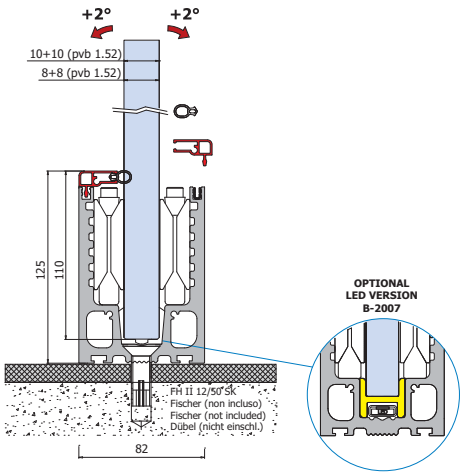

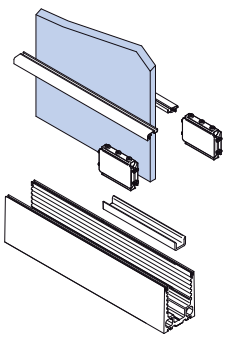

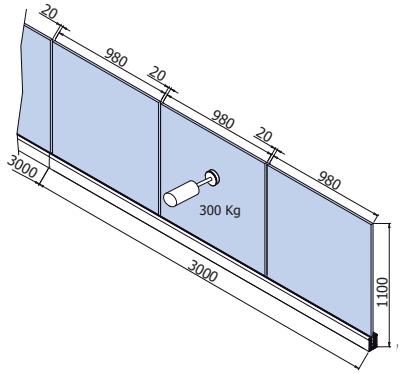

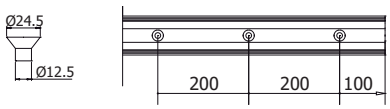

xme286 i

Set completo/mt L-3000 mm Complete set/mt L-3000 mm Komplett-Set L-3000 mm	FIN. OB.	Vetro Glass Glas	Morsetti/mt Clamps/mt Klemmen/lfm	Testato spinta Test side force Getestet Seitenkraft	Classe Class IT Klasse	Certificato Certificate Zertifikat
B-2000 SET 1,5 KN 8	AN	8+8 1,52 pvb	4	150 kg	1	1 kN/m = 100 kg/m
B-2000 SET 3 KN 10	AN	10+10 1,52 pvb	4	300 kg	2	2 kN/m = 200 kg/m
B-2000 SET 4,5 KN 12	AN	12+12 1,52 pvb	10	450 kg	3	3 kN/m = 300 kg/m

SET COMPOSTO DA | SET BESTEHEND AUS | SET CONSISTING OF	FIN. OB.	B-2000 SET 1,5 KN 8	B-2000 SET 3 KN 10	B-2000 SET 4,5 KN 12
B-2000 + B-2001-CF2	AN	1 pzSt/pcs L = 3000 mm	1 pzSt/pcs L = 3000 mm	1 pzSt/pcs L = 3000 mm
B-SET-JOLLY-8	-	1	-	-
B-SET-JOLLY-10	-	-	1	-
B-SET-JOLLY-12	-	-	-	1

B-5500 MAXIMA STADIUM - B-5600 MAXIMA STADIUM TRIPLO VETRO

- Progettato per stadi e luoghi pubblici per assorbire una grande spinta che, dai primi test aziendali, supera i 500 Kg, con lievi deformazioni del profilo.
- The product has been designed for the stadium and public area. This balustrade can grant a big side force which according to internal test can go over 500 kg force without profile deformation.
- Das Produkt wurde für Stadien und öffentliche Räume entwickelt. Die Balustrade kann große Kräfte aufnehmen. Internationale Tests beweisen, dass Kräfte über 500 kg aufgenommen werden können, ohne das Profil zu deformieren.

COMPONENTI | COMPONENTS | EINZELTEILE ► 438

B-5500+B-2001-CF2
- Profilo balaustra + 2 Velette
- Railing profile + 2 Cover profiles
- Profil für Geländer mit Abdeckungen

B-5600+B-2001-CF2
- Set morsetti e guarnizioni
- Set clamps and gaskets
- Set Klemmen und Dichtungen

- Set morsetti e guarnizioni
- Set clamps and gaskets
- Set Klemmen und Dichtungen

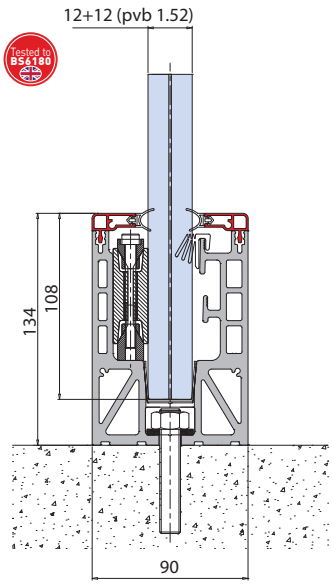

B-5500

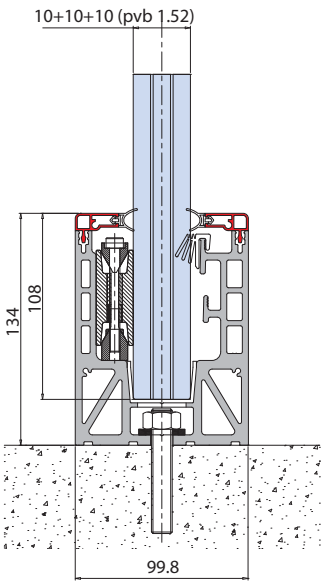

B-5600

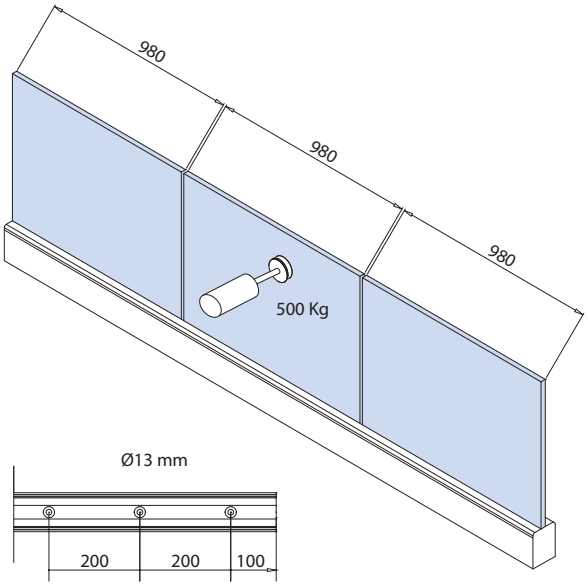

SET COMPOSTO DA | SET BESTEHEND AUS | SET CONSISTING OF		FIN. OB.	B-5500 SET 4,5 KN 12
B-5500 + B-2001-CF2	Profilo balaustra + Velette | Railing profile + Cover profiles | Profil für Geländer mit Abdeckungen	AN	1 pzSt/pcs L = 3000 mm
B-SET-MAX-AbP 12	Set morsetti e guarnizioni 12+12 | Set Klemmen und Dichtungen 12+12 | Set clamps and gaskets 12+12	-	1

SET COMPOSTO DA | SET BESTEHEND AUS | SET CONSISTING OF		FIN. OB.	B-5600 SET 10
B-5600 + B-2001-CF2	Profilo balaustra + Velette | Railing profile + Cover profiles | Profil für Geländer mit Abdeckungen	AN	1 pzSt/pcs L = 3000 mm
B-SET-MAX-TRIP	Set morsetti e guarnizioni 10+10+10 (1,52 Pvb) | Set Klemmen und Dichtungen 10+10+10 (1,52 Pvb) | Set clamps and gaskets 10+10+10 (1,52 Pvb)	-	1

B-2100

- Balaustra inclinata, regolabile.
- Inclined anti-vertigo railing system, adjustable.
- Verstellbares Railing System im Winkel gegen Höhenangst.

COMPONENTI | COMPONENTS | EINZELTEILE

B-2100+B-2101-CF2
- Profilo balaustra + 2 Velette
- Railing profile + 2 Cover profiles
- Profil für Geländer mit Abdeckungen



B-SET JOLLY 8 | B-SET JOLLY 10 | B-SET JOLLY 12
- Set morsetti e guarnizioni
- Set clamps and gaskets
- Set Klemmen und Dichtungen

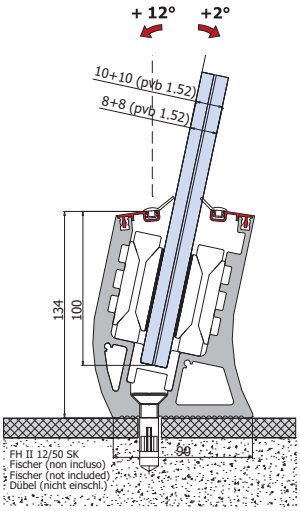

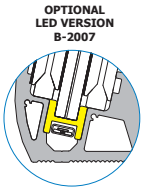

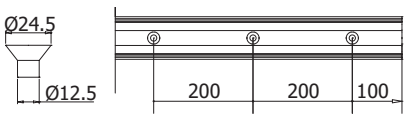

xme286 U

Set completo/mt L-3000 mm Complete set/mt L-3000 mm Komplett-Set L-3000 mm	FIN. OB.	Vetro Glass Glas	Morsetti/mt Clamps/mt Klemmen/lfm	Testato spinta Test side force Getestet Seitenkraft	Classe Class IT Klasse	Certificato Certificate Zertifikat
B-2100 SET 1,5 KN 8	AN	8+8 pvb	4	150 kg	1	1 kN/m = 100 kg/m
B-2100 SET 3 KN 10	AN	10+10 pvb	6	300 kg	2	2 kN/m = 200 kg/m
B-2100 SET 4,5 KN 12	AN	12+12 pvb	8	450 kg	3	3 kN/m = 300 kg/m

SET COMPOSTO DA | SET BESTEHEND AUS | SET CONSISTING OF	FIN. OB.	B-2000 SET 1,5 KN 8	B-2000 SET 3 KN 10	B-2000 SET 4,5 KN 12
B-2100 + B-2101-CF2	AN	1 pzSt/pcs L = 3000 mm	1 pzSt/pcs L = 3000 mm	1 pzSt/pcs L = 3000 mm
B-SET-JOLLY-8	-	1	-	-
B-SET-JOLLY-10	-	-	1	-
B-SET-JOLLY-12	-	-	-	1

B-1100

- Balaustra con cunei.
- Railing fixing with Wedges.
- Railing Befestigung mit Keilen.

COMPONENTI | COMPONENTS | EINZELTEILE



B-1100
- Profilo balaustra grezzo senza velette
- Railing profile raw without cover profiles
- Profil für Geländer roh ohne Abdeckungen

B-1102 (x 8+8) / B-1103 (x 10+10)
- Set cunei e guarnizioni
- Set Wedges and gaskets
- Set Keilen und Dichtungen

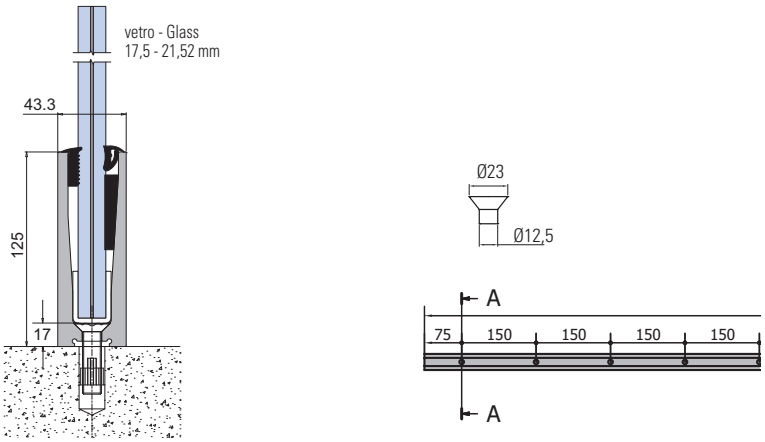

xfb032

Set completo/mt L-3000 mm Set completo/mt L-3000 mm Komplett-Set L-3000 mm	FIN. OB.	Vetro Glass Glas	Testato spinta Test side force Getestet Seitenkraft	Classe IT Class IT Klasse IT	Certificato Certificate Zertifikat
B-1100 SET 1,5 KN 8	AN	8+8	150 kg	1	*1 kN/m = 100 kg/m
B-1100 SET 2 KN 10	AN	10+10	300 kg	2	2 kN/m = 200 kg/m

*** non certificato - not certificated - nicht Zertifiziert**

SET COMPOSTO DA | SET BESTEHEND AUS | SET CONSISTING OF	FIN. OB.	B-1100 SET 1,5 KN 8	B-1100 SET 2 KN 10
B-1100	AN	1 pzSt/pcs L = 3000 mm	1 pzSt/pcs L = 3000 mm
B-1102	-	1	-
B-1103	-	-	1

• PAVIMENTO LATERALE
• FLOOR INSTALLATION
• BODENMONTAGE

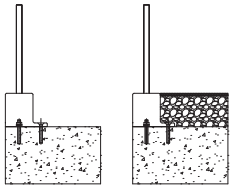

- ALTRE VERSIONI
- ODER TYPES
- ANDERE TYPEN

- PAVIMENTO
- FLOOR INSTALLATION
- BODENMONTAGE

▶394

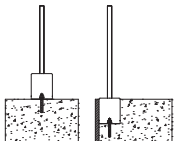

- INCASSATO
- RECESSED
- VERSENKT

▶410

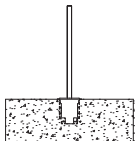

- ESTERNO
- SIDE INSTALLATION
- SEITENMONTAGE

▶416

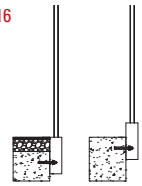

- SCALA
- STAIRS
- TREPPE

▶422

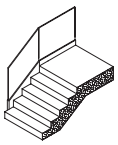



B-6300 LUXOR

NEW

- Balaustra con aletta per fissaggio spostato, regolabile. Optional supporti LED.
- Adjustable railing system, with side fixing. Optional LED supports.
- Verstellbares Railing System mit seitlicher Befestigung. Optional LED Auflage.

▶408

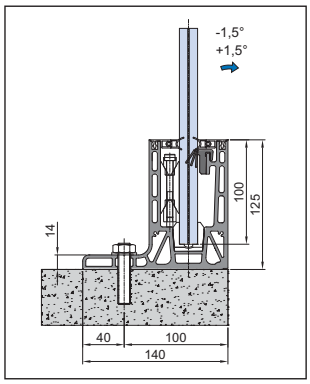

PRICE LIST 2017 ▶ 299

B-1101

- Balaustre con cunei. Fissaggio a pavimento con aletta spostata.
- Floor installation with Wedges.
- Railing Befestigung mit Keilen.

▶409

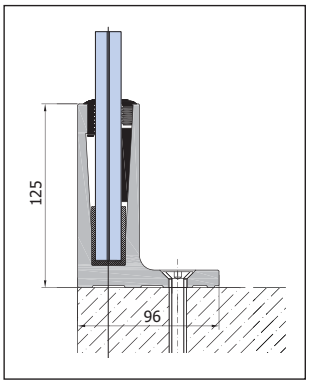

PRICE LIST 2017 ▶ 316

- MURETTO
- LOW WALL
- AUF ATTIKAMAUER

▶424

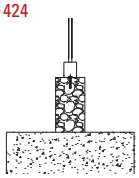

- PARAVENTO
- WINDSCREENS
- WINDSCHUTZSYSTEM

▶446

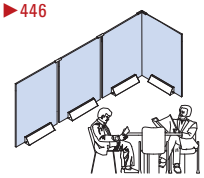

- ACCESSORI
- ACCESSORIES
- ZUBEHÖR

▶452

- PENSILINE
- CANOPIES
- VORDÄCHER

▶462



B-6300 LUXOR

- Balaustra con aletta per fissaggio spostato, semiregolabile. Optional supporti LED.
- Adjustable railing system, with side fixing. Optional LED supports.
- Verstellbares Railing System mit seitlicher Befestigung. Optional LED Auflage.

COMPONENTI | COMPONENTS | EINZELTEILE ▶ 428





ABP

B-6300 | B-6001-CF2
- Profilo balaustra + 2 Velette
- Railing profile + 2 Cover profiles
- Profil für Geländer mit Abdeckungen

B-SET LUX 8 | B-SET LUX 10 | B-SET LUX 12
- Set morsetti e guarnizioni
- Set clamps and gaskets
- Set Klemmen und Dichtungen

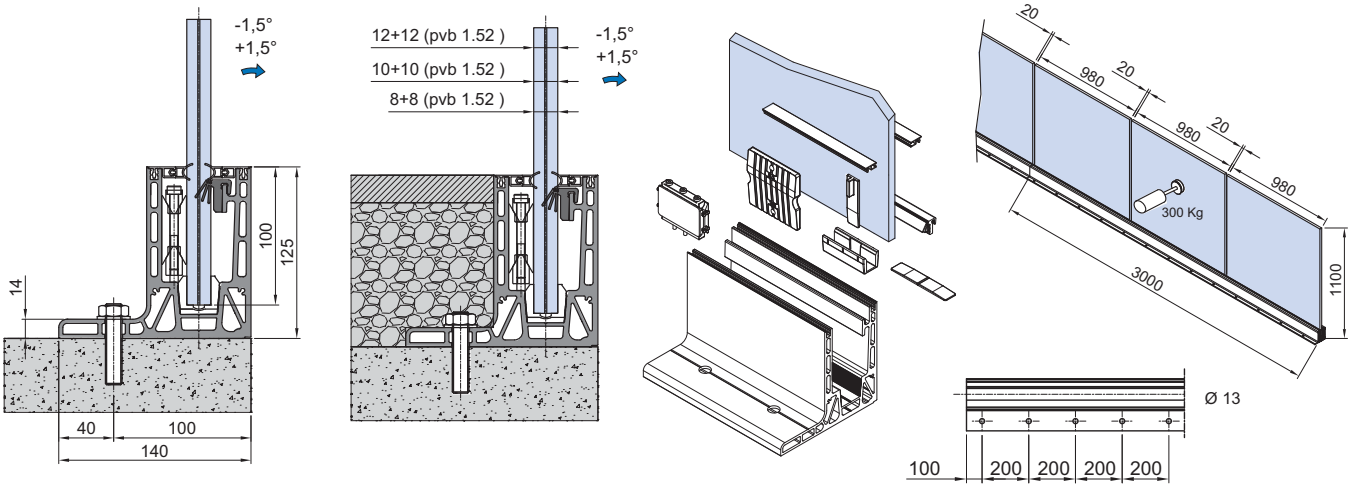

FB041P127

Set completo/mt L-3000 mm Complete set/mt L-3000 mm Komplett-Set L-3000 mm	FIN. OB.	Vetro Glass Glas	Morsetti/mt Clamps/mt Klemmen/lfm	Testato spinta Test side force Getestet Seitenkraft	Classe Class IT Klasse	Certificate UNI ENTE ITALIANO DI NORMAZIONE
B-6300 SET 1,5 KN 8	AN	8+8 1,52 pvb	2	150 kg	1	1 kN/m = 100 kg/m
B-6300 SET 3 KN 10	AN	10+10 1,52 pvb	2	300 kg	2	2 kN/m = 200 kg/m
B-6300 SET 4,5 KN 12	AN	12+12 1,52 pvb	4	450 kg	3	3 kN/m = 300 kg/m

SET COMPOSTO DA | SET BESTEHEND AUS | SET CONSISTING OF	FIN. OB.	B-6300 SET 1,5 KN 8	B-6300 SET 3 KN 10	B-6300 SET 4,5 KN 12
B-6300 + B-6001-CF2	AN	1 pz/pcs L = 3000 mm	1 pz/pcs L = 3000 mm	1 pz/pcs L = 3000 mm
B-SET-LUX-8	-	1	-	-
B-SET-LUX-10	-	-	1	-
B-SET-LUX-12	-	-	-	1

B-1101

- Fissaggio a pavimento con aletta spostata.
- Floor installation with side fixing.
- Bodenmontage mit seitlicher Befestigung.

COMPONENTI | COMPONENTS | EINZELTEILE

B-1101
- Profilo balaustra
- Railing profile
- Profil für Geländer

B-1102 (x 8+8) / B-1103 (x 10+10)
- Set cunei e guarnizioni
- Set Wedges and gaskets
- Set Keilen und Dichtungen

ABP

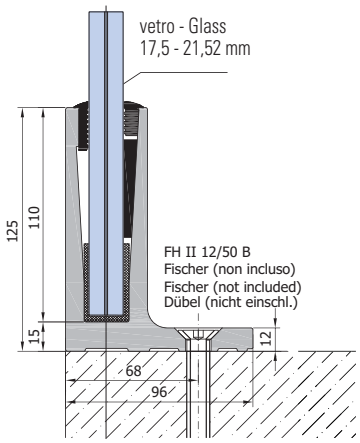

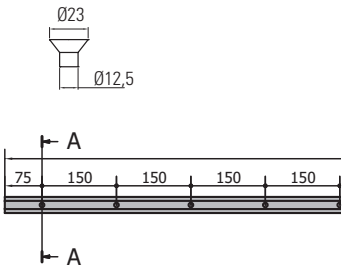

xfb032

Set completo/mt L-3000 mm Complete set/mt L-3000 mm Komplett-Set L-3000 mm	FIN. OB.	Vetro Glass Glas	Testato spinta Test side force Getestet Seitenkraft	Classe Class IT Klasse	Certificato Certificate Zertifikat
B-1101 SET 1,5KN 8	AN	8+8 1,52 pvb	150 kg	*1	1 kN/m = 100 kg/m
B-1101 SET 2KN 10	AN	10+10 1,52 pvb	300 kg	2	2 kN/m = 200 kg/m

*** non certificato - not certificated - nicht Zertifiziert**

SET COMPOSTO DA | SET BESTEHEND AUS | SET CONSISTING OF	FIN. OB.	B-1101 SET 1,5 KN 8	B-1101 SET 3 KN 10
B-1101	AN	1 pzSt/pcs L = 3000 mm	1 pzSt/pcs L = 3000 mm
B-1102	-	1	-
B-1103	-	-	1

- **INCASSATO**
- **RECESSED**
- **VERSENKT**

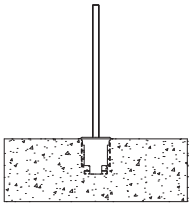

- **ALTRE VERSIONI**
- **ODER TYPES**
- **ANDERE TYPEN**

- **PAVIMENTO**
- **FLOOR INSTALLATION**
- **BODENMONTAGE**

▶394

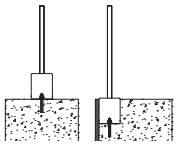

- **PAVIMENTO LATERALE**
- **FLOOR INSTALLATION**
- **BODENMONTAGE**

▶406

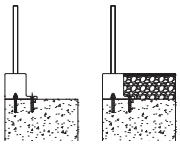

- **ESTERNO**
- **SIDE INSTALLATION**
- **SEITENMONTAGE**

▶416

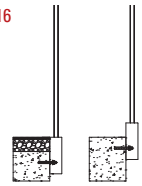

- **SCALA**
- **STAIRS**
- **TREPPE**

▶422

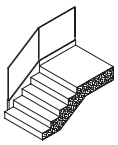

B-4050 MAXIMA

- Balaustra incassata nel pavimento, regolabile. Optional supporti LED.
- Adjustable railing system, recessed in the floor. Optional LED supports.
- Verstellbares Railing System im Boden versenkt. Optional LED Auflage.

▶412

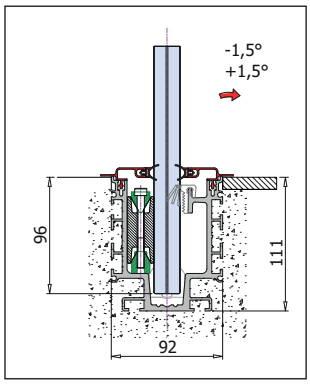

PRICE LIST 2017 ▶ 297

B-2050 JOLLY PACK

- Balaustra incassata nel pavimento, regolabile con doppio jollypack.
- Adjustable railing system, with double jollypack, recessed in the floor.
- Verstellbares Railing System mit jollypack beidseitig, im Boden versenkt.

▶413

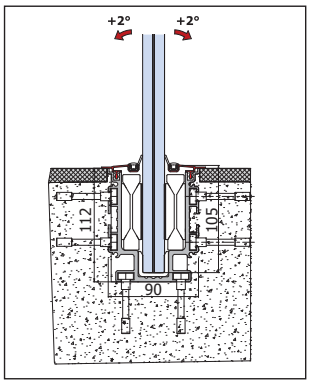

PRICE LIST 2017 ▶ 313

- **MURETTO**
- **LOW WALL**
- **AUF ATTIKAMAUER**

▶424

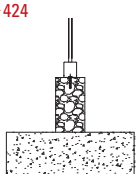

- **PARAVENTO**
- **WINDSCREENS**
- **WINDSCHUTZSYSTEM**

▶446

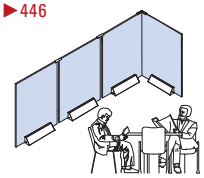

- **ACCESSORI**
- **ACCESSORIES**
- **ZUBEHÖR**

▶452

- **PENSILINE**
- **CANOPIES**
- **VORDÄCHER**

▶462



B-2060 JOLLY PACK

- Balaustra incassata nel pavimento, regolabile con doppio jollypack.
- Adjustable railing system, with double jollypack, recessed in the floor.
- Verstellbares Railing System mit jollypack beidseitig, im Boden versenkt.

▶414

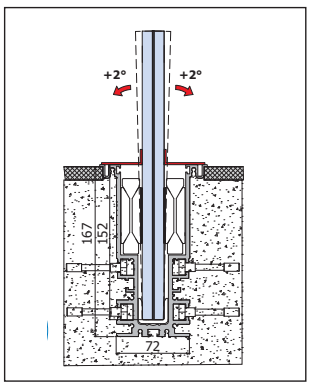

PRICE LIST 2017 ▶ **313**

B-4050 MAXIMA

- Balaustra incassata nel pavimento, regolabile. Optional supporti LED.
- Adjustable railing system, recessed in the floor. Optional LED supports.
- Verstellbares Railing System im Boden versenkt. Optional LED Auflage.

COMPONENTI | COMPONENTS | EINZELTEILE ▶ 438





ABP

B-4050 | B-2051-CF2
- Profilo balaustra + 2 Velette
- Railing profile + 2 Cover profiles
- Profil für Geländer mit Abdeckungen

B-SET MAX 8 (x 8+8) | B-SET MAX 10 (x 10+10) | B-SET MAX 12
- Set morsetti e guarnizioni
- Set clamps and gaskets
- Set Klemmen und Dichtungen

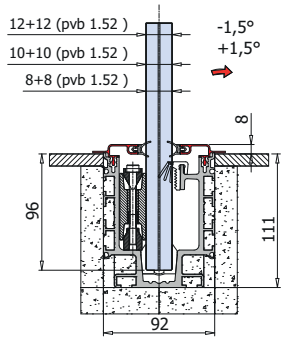

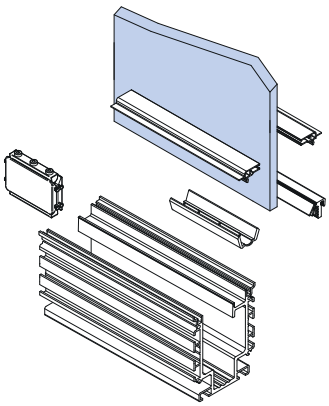

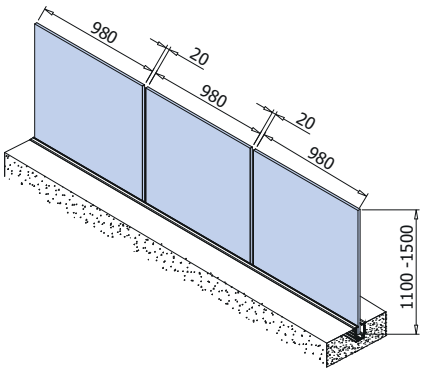

FB-041-P062

Set completo/mt L-3000 mm Complete set/mt L-3000 mm Komplett-Set L-3000 mm	FIN. OB.	Vetro Glass Glas	Morsetti/mt Clamps/mt Klemmen/lfm	Testato spinta Test side force Getestet Seitenkraft	Classe Class IT Klasse	Certificato Certificate Zertifikat
B-4050 SET 1,5 KN 8	AN	8+8 1,52 pvb	2	150 kg	1	1 kN/m = 100 kg/m
B-4050 SET 3 KN 10	AN	10+10 1,52 pvb	2	300 kg	2	2 kN/m = 200 kg/m
B-4050 SET 4,5 KN 12	AN	12+12 1,52 pvb	4	450 kg	3	3 kN/m = 300 kg/m

SET COMPOSTO DA | SET BESTEHEND AUS | SET CONSISTING OF	FIN. OB.	B-4050 SET 1,5 KN 8	B-4050 SET 3 KN 10	B-4050 SET 4,5 KN 12
B-4050 + B-2051-CF2	AN	1 pz/pcs L = 3000 mm	1 pz/pcs L = 3000 mm	1 pz/pcs L = 3000 mm
B-SET-MAX 8	-	1	-	-
B-SET-MAX 10	-	-	1	-
B-SET-MAX 12	-	-	-	1

B-2050 JOLLY PACK



- Balaustra incassata nel pavimento, regolabile con doppio jollypack.
- Adjustable railing system, with double jollypack, recessed in the floor.
- Verstellbares Railing System mit jollypack beidseitig, im Boden versenkt.

COMPONENTI | COMPONENTS | EINZELTEILE ▶ 438

B-2050+B-2051-CF2
- Profilo balaustra + 2 Velette
- Railing profile + 2 Cover profiles
- Profil für Geländer mit Abdeckungen



B-SET JOLLY 8 (x 8+8) | B-SET JOLLY 10 (x 10+10) | B-SET JOLLY 10/3 (x 10+10)
- Set morsetti e guarnizioni
- Set clamps and gaskets
- Set Klemmen und Dichtungen

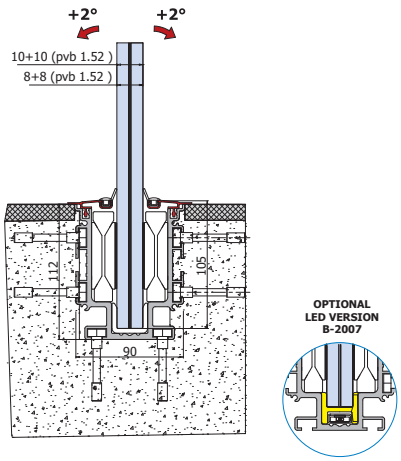

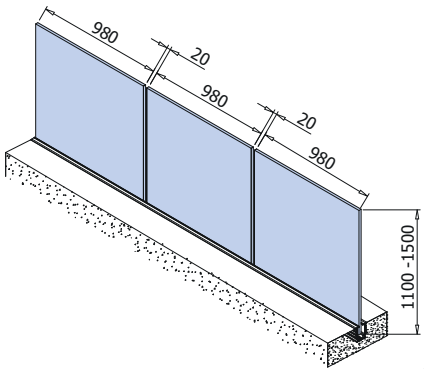

xruxme286 M

Set completo/mt L-3000 mm Complete set/mt L-3000 mm Komplett-Set L-3000 mm	FIN. OB.	Vetro Glass Glas	Morsetti/mt Clamps/mt Klemmen/lfm	Testato spinta Test side force Getestet Seitenkraft	Classe IT Class IT Klasse IT	Certificato Certificate Zertifikat
B-2050 SET 1,5 KN 8	AN	8+8 1,52 pvb	4	150 kg	1	1 kN/m = 100 kg/m
B-2050 SET 3 KN 10	AN	10+10 1,52 pvb	4	300 kg	2	2 kN/m = 200 kg/m
B-2050 SET 3 KN 10	AN	10+10 1,52 pvb	6	450 kg	3	3 kN/m = 300 kg/m

SET COMPOSTO DA | SET BESTEHEND AUS | SET CONSISTING OF	FIN. OB.	B-2050 SET 1,5 KN 8	B-2050 SET 2 KN 10	B-2050 SET 3 KN 10
B-2050 + B-2051-CF2	AN	1 pzSt/pcs L = 3000 mm	1 pzSt/pcs L = 3000 mm	1 pzSt/pcs L = 3000 mm
B-SET-JOLLY-8	-	1	-	-
B-SET-JOLLY-10	-	-	1	-
B-SET-JOLLY-10/3	-	-	-	1

B-2060 JOLLY PACK

- Balaustra incassata nel pavimento, regolabile con doppio jollypack.
- Adjustable railing system, with double jollypack, recessed in the floor.
- Verstellbares Railing System mit jollypack beidseitig, im Boden versenkt.

COMPONENTI | COMPONENTS | EINZELTEILE ► 438



B-2060+B-2061-CF2
- Profilo balaustra + 2 Velette
- Railing profile + 2 Cover profiles
- Profil für Geländer mit Abdeckungen



B-SET JOLLY 10 (x 10+10) | B-SET JOLLY 10/3 (x 10+10)
- Set morsetti e guarnizioni
- Set clamps and gaskets
- Set Klemmen und Dichtungen

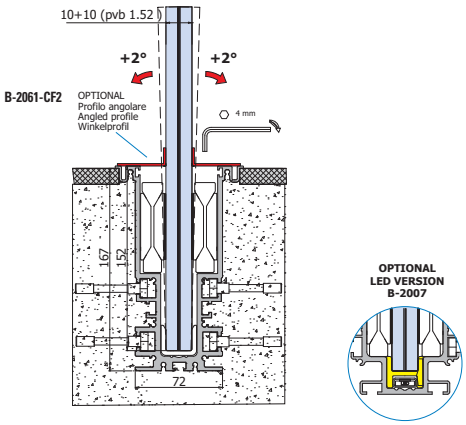

xruxme286 M

Set completo/mt L-3000 mm Complete set/mt L-3000 mm Komplett-Set L-3000 mm	FIN. OB.	Vetro Glass Glas	Morsetti/mt Clamps/mt Klemmen/lfm	Testato spinta Test side force Getestet Seitenkraft	Classe IT Class IT Klasse IT	Certificato Certificate Zertifikat
***B-2060 SET 2KN 10**	GR	10+10 1,52 pvb	4	300 kg	2	2kN/m=200 kg/m
***B-2060 SET 3KN 10**	GR	10+10 1,52 pvb	6	450 kg	3	3kN/m=300 kg/m

*** Senza velette | Without cover profiles | Ohne Abdeckungen**

SET COMPOSTO DA | SET BESTEHEND AUS | SET CONSISTING OF	FIN. OB.	B-2060 SET 2 KN 10	B-2060 SET 3 KN 10
B-2060	GR	1 pz/pcs L = 3000 mm	1 pz/pcs L = 3000 mm
B-SET-JOLLY 10	-	1	-
B-SET-JOLLY 10/3	-	-	1
B-2061-CF2 optional velette / optional cover profiles / optional Abdeckungen	AN	(1)	(1)

• ESTERNO
• SIDE INSTALLATION
• SEITENMONTAGE

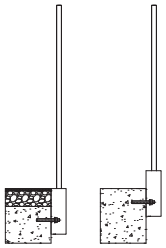

- ALTRE VERSIONI
- ODER TYPES
- ANDERE TYPEN

- PAVIMENTO
- FLOOR INSTALLATION
- BODENMONTAGE

▶394

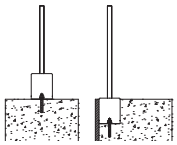

- PAVIMENTO LATERALE
- FLOOR INSTALLATION
- BODENMONTAGE

▶406

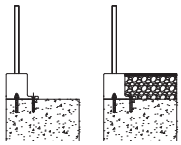

- INCASSATO
- RECESSED
- VERSENKT

▶410

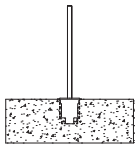

- SCALA
- STAIRS
- TREPPE

▶422

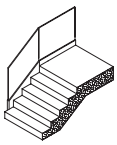

B-6200 LUXOR

- Balaustra a montaggio laterale regolabile.
- Adjustable railing system, side installation.
- Verstellbares Ganzglasgeländer System Seitenmontage.

▶418

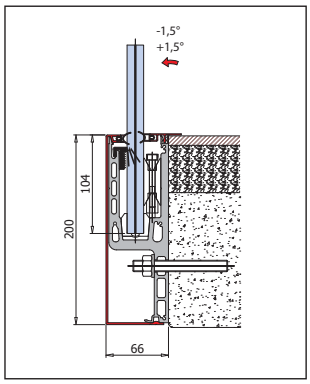

PRICE LIST 2017 ► 291

B-6250 LUXOR

- Balaustra a montaggio laterale regolabile.
- Adjustable railing system, side installation.
- Verstellbares Ganzglasgeländer System Seitenmontage.

▶419

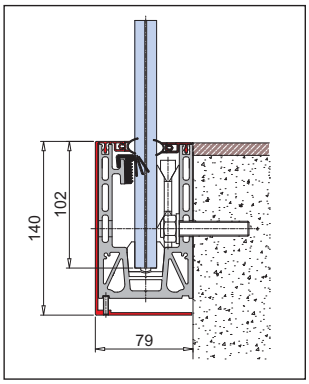

PRICE LIST 2017 ► 290

- MURETTO
- LOW WALL
- AUF ATTIKAMAUER

▶424

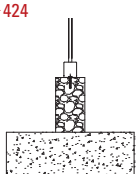

- PARAVENTO
- WINDSCREENS
- WINDSCHUTZSYSTEM

▶446

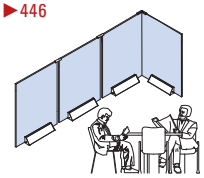

- ACCESSORI
- ACCESSORIES
- ZUBEHÖR

▶452

- PENSILINE
- CANOPIES
- VORDÄCHER

▶462



B-6200 LUXOR BALCONY

- Balaustra a montaggio laterale regolabile.
- Adjustable railing system, side installation.
- Verstellbares Ganzglasgeländer System Seitenmontage.

COMPONENTI | COMPONENTS | EINZELTEILE ► 428



B-6200-G+B-6201-CF2
- Profilo balaustra + 2 Velette
- Railing profile + 2 Cover profiles
- Profil für Geländer mit Abdeckungen



B-SET LUX 8 | B-SET LUX 10 | B-SET LUX-12
- Set morsetti e guarnizioni
- Set clamps and gaskets
- Set Klemmen und Dichtungen

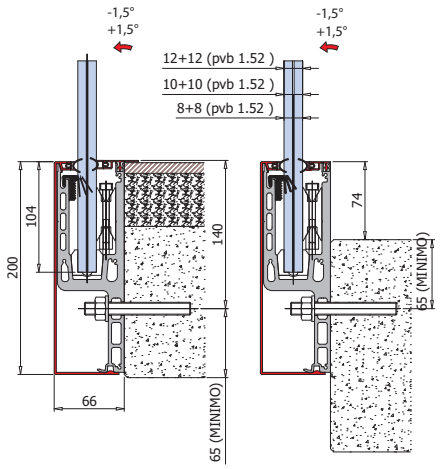

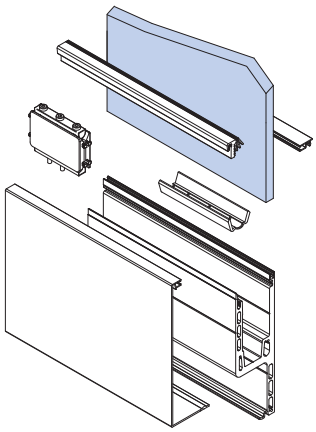

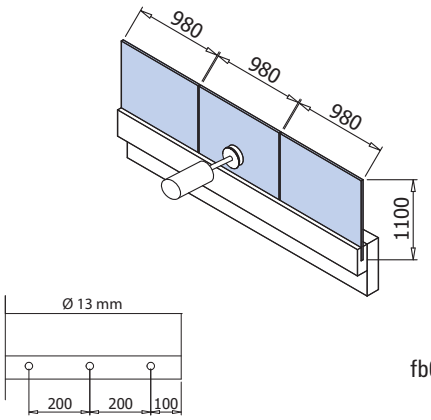

fb041p073

Set completo/mt L-3000 mm Complete set/mt L-3000 mm Komplett-Set L-3000 mm	FIN. OB.	Vetro Glass Glas	Morsetti/mt Clamps/mt Klemmen/lfm	Testato spinta Test side force Getestet Seitenkraft	Classe Class IT Klasse	Certificato Certificate Zertifikat
B-6200 SET 1,5 KN 8	AN-IXE	8+8 1,52 pvb	2	150 kg	1	1 kN/m = 100 kg/m
B-6200 SET 3 KN 10	AN-IXE	10+10 1,52 pvb	2	300 kg	2	2 kN/m = 200 kg/m
B-6200 SET 4,5 KN 12	AN-IXE	12+12 1,52 pvb	4	450 kg	3	3 kN/m = 300 kg/m
B-6200-G SET 1,5 KN 8	GR	8+8 1,52 pvb	2	150 kg	1	1 kN/m = 100 kg/m
B-6200-G SET 3 KN 10	GR	10+10 1,52 pvb	2	300 kg	2	2 kN/m = 200 kg/m

SET COMPOSTO DA | SET BESTEHEND AUS | SET CONSISTING OF	FIN. OB.	B-6200 SET 1,5 KN 8	B-6200 SET 3 KN 10	B-6200 SET 4,5 KN 12	B-6200-G SET 1,5 KN 8	B-6200-G SET 3 KN 10
B-6200-G	GR	1 St/pcs L = 3000 mm	1 St/pcs L = 3000 mm	1 St/pcs L = 3000 mm	1 St/pcs L = 3000 mm	1 St/pcs L = 3000 mm
B-SET-LUX-8	-	1	-	-	1	-
B-SET-LUX-10	-	-	1	-	-	1
B-SET-LUX-12	-	-	-	1	-	-
B-6201-CF2	AN - IXE	1	1	1	-	-

B-6250 LUXOR CLIMB

- Balaustra a montaggio laterale regolabile.
- Adjustable railing system, side installation.
- Verstellbares Ganzglasgeländer System Seitenmontage.

COMPONENTI | COMPONENTS | EINZELTEILE ► 428



B-6200-G+B-6251-CF2

- Profilo balaustra + 2 Velette
- Railing profile + 2 Cover profiles
- Profil für Geländer mit Abdeckungen

B-SET LUX 8 | B-SET LUX 10 | B-SET LUX 12

- Set morsetti e guarnizioni
- Set clamps and gaskets
- Set Klemmen und Dichtungen

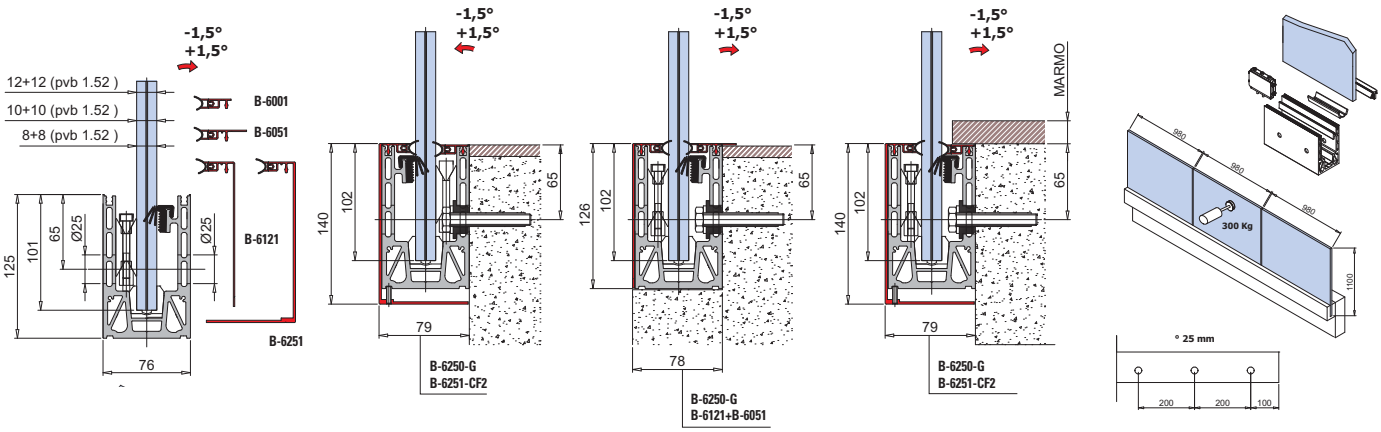

fb041p072

Set completo/mt L-3000 mm Complete set/mt L-3000 mm Komplett-Set L-3000 mm	FIN. OB.	Vetro Glass Glas	Morsetti/mt Clamps/mt Klemmen/lfm	Testato spinta Test side force Getestet Seitenkraft	Classe Class IT Klasse	Certificato Certificate Zertifikat
B-6250 SET 1,5 KN 8	AN-IXE	8+8 1,52 pvb	2	150 kg	1	1 kN/m = 100 kg/m
B-6250 SET 3 KN 10	AN-IXE	10+10 1,52 pvb	2	300 kg	2	2 kN/m = 200 kg/m
B-6250 SET 4,5 KN 12	AN-IXE	12+12 1,52 pvb	4	450 kg	3	3 kN/m = 300 kg/m
B-6250-G-SET 1.5 KN 8	GR	8+8 +1,52 pvb	2	150 kg	1	1 kN/m = 100 kg/m
B-6250-G-SET 3 KN 10	GR	10+10+1,52 pvb	2	300 kg	2	2 kN/m = 200 kg/m

SET COMPOSTO DA | SET BESTEHEND AUS | SET CONSISTING OF		FIN. OB.	B-6250 SET 1,5 KN 8	B-6250 SET 3 KN 10	B-6250 SET 4,5 KN 12	B-6250-G SET 1,5 KN 8	B-6250-G SET 3 KN 10
B-6250-G		GR	1 St/pcs L = 3000 mm	1 St/pcs L = 3000 mm	1 St/pcs L = 3000 mm	1 St/pcs L = 3000 mm	1 St/pcs L = 3000 mm
B-6251-CF2		AN-IXE	1	1	1	-	-
B-SET-LUX-8		-	1	-	-	1	-
B-SET-LUX-10		-	-	1	-	-	1
B-SET-LUX-12		-	-	-	1	-	-
B-6051-CF2 optional velette / optional cover profiles / optional Abdeckungen		AN-IXE	(1)	(1)	(1)	(1)	(1)
B-6121-CF2 optional velette / optional cover profiles / optional Abdeckungen		AN-IXE	(1)	(1)	(1)	(1)	(1)

• SCALA
• STAIRS
• TREPPE

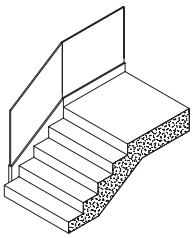

- ALTRE VERSIONI
- ODER TYPES
- ANDERE TYPEN

- PAVIMENTO
- FLOOR INSTALLATION
- BODENMONTAGE

▶394

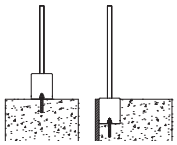

- PAVIMENTO LATERALE
- FLOOR INSTALLATION
- BODENMONTAGE

▶406

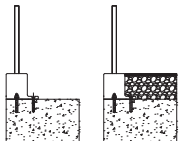

- INCASSATO
- RECESSED
- VERSENKT

▶410

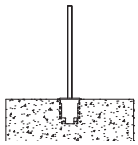

- ESTERNO
- SIDE INSTALLATION
- SEITENMONTAGE

▶416

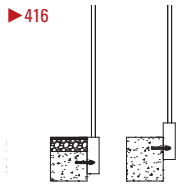

B-6220 LUXOR

- Balaustra a montaggio laterale regolabile per scale.
- Adjustable railing system, side installation for stairs.
- Verstellbares Ganzglasgeländer System Seitenmontage für Treppe.

▶422

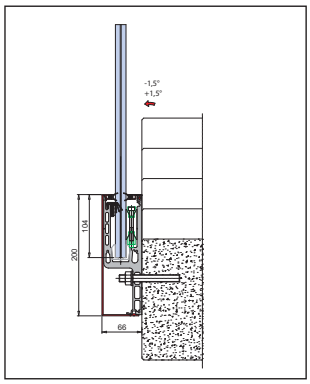

PRICE LIST 2017 ▶ 292

- MURETTO
- LOW WALL
- AUF ATTIKAMAUER

▶424

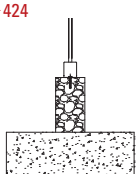

- PARAVENTO
- WINDSCREENS
- WINDSCHUTZSYSTEM

▶446

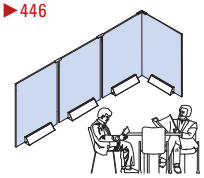

- ACCESSORI
- ACCESSORIES
- ZUBEHÖR

▶452

- PENSILINE
- CANOPIES
- VORDÄCHER

▶462



B-6220 LUXOR STAIRS

- Balaustra a montaggio laterale regolabile per scale
- Adjustable railing system side installation for stairs.
- Verstellbares Ganzglasgeländer System für Treppe Seitenmontage.

COMPONENTI | COMPONENTS | EINZELTEILE ► 428



B-6220+B-6201-CF2
- Profilo balaustra + 2 Velette
- Railing profile + 2 Cover profiles
- Profil für Geländer mit Abdeckungen



B-SET LUX 8 | B-SET LUX 10 | B-SET LUX-12
- Set morsetti e guarnizioni
- Set clamps and gaskets
- Set Klemmen und Dichtungen

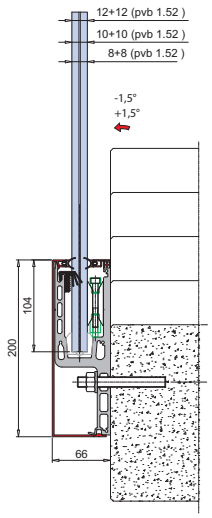

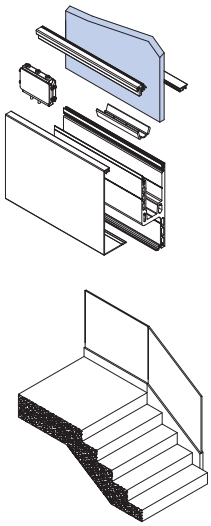

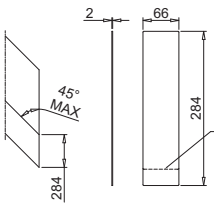

B-6226
- Tappo
- Endcap
- Endkappe

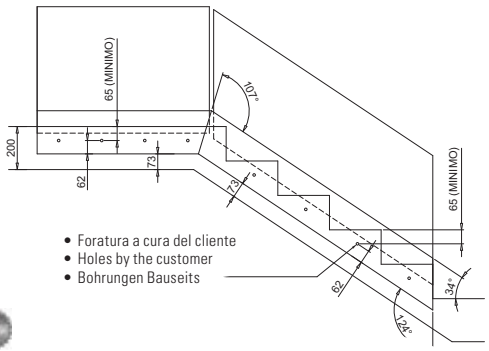

- Foratura a cura del cliente
- Holes by the customer
- Bohrungen Bauseits

- Taglio a misura in base a inclinazione scala a cura del cliente
- Cut to size by installer
- Nach Mass geschnitten Bauseits

fb041p074

Set completo/mt L-3000 mm Complete set/mt L-3000 mm Komplett-Set L-3000 mm	FIN. OB.	Vetro Glass Glas	Morsetti/mt Clamps/mt Klemmen/lfm	Testato spinta Test side force Getestet Seitenkraft	Classe Class IT Klasse	Certificato Certificate Zertifikat
B-6220 SET 1,5 KN 8	AN / IXE	8+8 1,52 pvb	2	150 kg	1	1 kN/m = 100 kg/m
B-6220 SET 3 KN 10	AN / IXE	10+10 1,52 pvb	2	300 kg	2	2 kN/m = 200 kg/m
B-6220 SET 4,5 KN 12	AN / IXE	12+12 1,52 pvb	4	450 kg	3	3 kN/m = 300 kg/m

SET COMPOSTO DA | SET BESTEHEND AUS | SET CONSISTING OF	FIN. OB.	B-6220 SET 1,5 KN 8	B-6220 SET 3 KN 10	B-6220 SET 4,5 KN 12
B-6220	AN	1 pzSt/pcs L = 3000 mm	1 pzSt/pcs L = 3000 mm	1 pzSt/pcs L = 3000 mm
B-SET-LUX-8	-	1	-	-
B-SET-LUX-10	-	-	1	-
B-SET-LUX-12	-	-	-	1
B-6201-CF2	AN-IXE	1	1	1



• MURETTO
• LOW WALL
• AUF ATTIKAMAUER

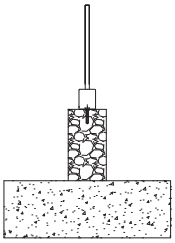

- ALTRE VERSIONI
- ODER TYPES
- ANDERE TYPEN

- PAVIMENTO
- FLOOR INSTALLATION
- BODENMONTAGE

▶394

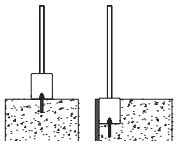

- PAVIMENTO LATERALE
- FLOOR INSTALLATION
- BODENMONTAGE

▶406

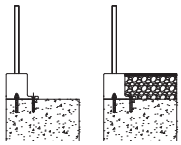

- INCASSATO
- RECESSED
- VERSENKT

▶410

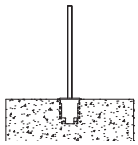

- ESTERNO
- SIDE INSTALLATION
- SEITENMONTAGE

▶416

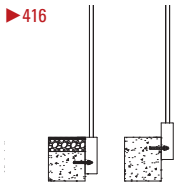

B-2500 MAXIMA MURETTO

- Balaustra regolabile per muretto.
- Adjustable railing system for installation on the top of the wall.
- Verstellbares Railing-System für Montage auf Attikamauer mit durchgehendem Profil.

▶426

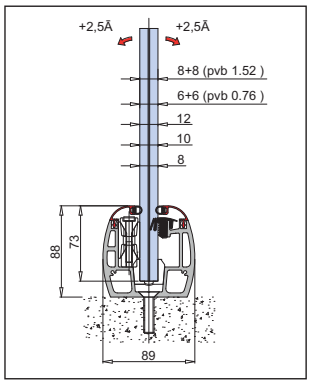

PRICE LIST 2017 ▶ 300

B-3500 LUXOR MURETTO

NEW

- Balaustra regolabile per muretto.
- Adjustable railing system for installation on the top of the wall.
- Verstellbares Railing-System für Montage auf Attikamauer mit durchgehendem Profil.

▶427

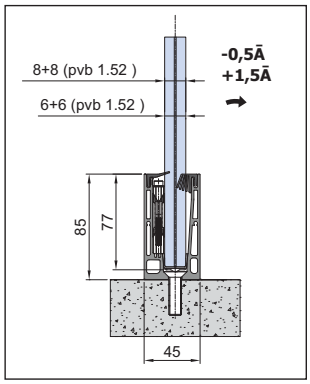

PRICE LIST 2017 ▶ 301

- SCALA
- STAIRS
- TREPPE

▶422

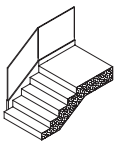

- PARAVENTO
- WINDSCREENS
- WINDSCHUTZSYSTEM

▶446

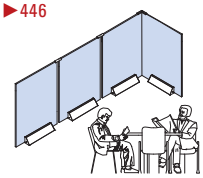

- ACCESSORI
- ACCESSORIES
- ZUBEHÖR

▶452

- PENSILINE
- CANOPIES
- VORDÄCHER

▶462



B-2500 MAXIMA MURETTO | LOW WALL | AUF ATTIKAMAUER

- Balaustra regolabile per muretto.
- Adjustable railing system for installation on the top of the wall.
- Verstellbares Railing-System für Montage auf Attikamauer mit durchgehendem Profil.

COMPONENTI | COMPONENTS | EINZELTEILE ► 444



B-2500 | B-2501-CF2
- Profilo balaustra + 2 Velette
- Railing profile + 2 Cover profiles
- Profil für Geländer mit Abdeckungen



B-SET-2500-6 | B-SET-2500-9
- Set morsetti e guarnizioni
- Set clamps and gaskets
- Set Klemmen und Dichtungen

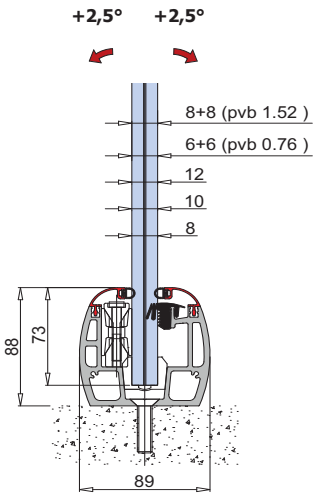

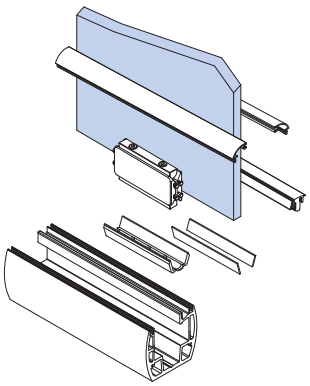

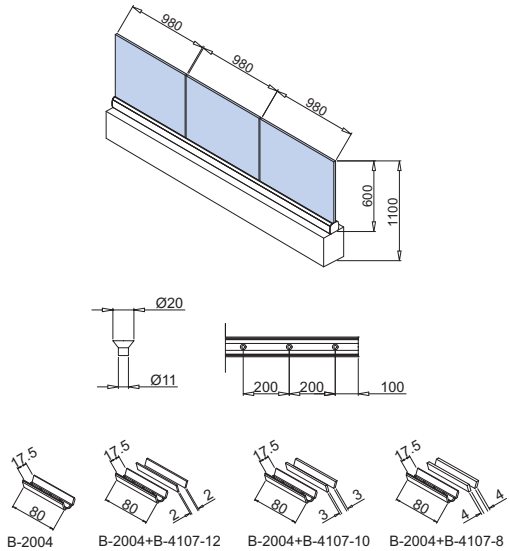

- + Spessori
- + Spacers
- + Ausgleichsscheibe

FB041PO67

Set completo/mt L-3000 mm Complete set/mt L-3000 mm Komplett-Set L-3000 mm	FIN. OB.	Vetro Glass Glas	Morsetti/mt Clamps/mt Klemmen/lfm
B-2500 SET 3	AN	8+8 1,52 pvb	3
B-2500 SET 2	AN	8+8 1,52 pvb	2

SET COMPOSTO DA | SET BESTEHEND AUS | SET CONSISTING OF	FIN. OB.	B-2500 SET 3	B-2500 SET 2
B-2500 + B-2501-CF2	AN	1 pz/pcs L = 3000 mm	1 pz/pcs L = 3000 mm
B-SET-2500-9	-	1	-
B-SET-2500-6	-	-	1

B-3500 MURETTO | LOW WALL | AUF ATTIKAMAUER

- Balaustra regolabile per muretto.
- Adjustable railing system for installation on the top of the wall.
- Verstellbares Railing-System für Montage auf Attikamauer mit durchgehendem Profil.

COMPONENTI | COMPONENTS | EINZELTEILE ▶ 442

B-3500
- Profilo balaustra
- Railing profile
- Profil für Geländer



B-SET-3500-6 | B-SET-3500-8
- Set morsetti e guarnizioni
- Set clamps and gaskets
- Set Klemmen und Dichtungen

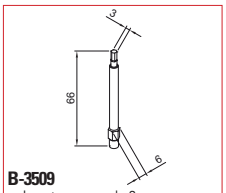

B-3509
- Inserto esagonale 3 mm per chiave a T, fissaggio morsetti Jollypack.
- Hexagonal bit 3 mm for T-handle wrench, fixing Jollypack clamps
- Sechskant- Schraubeinsatz 3 mm für T Stiftschlüssel, Jollypack Klemmen Befestigung

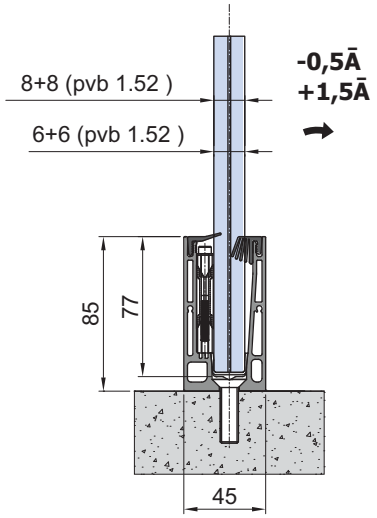

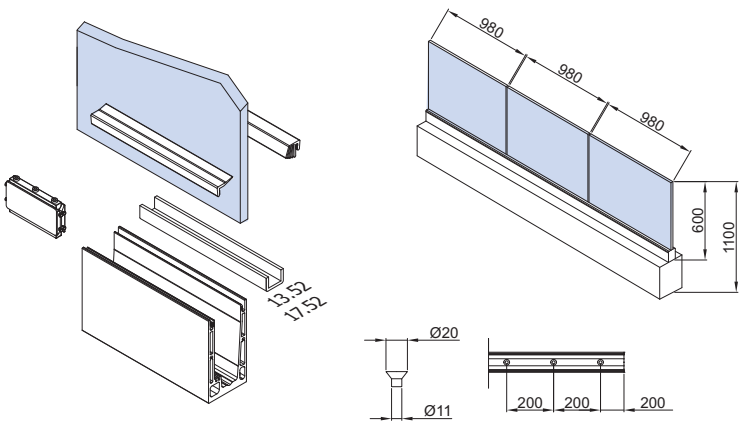

fb041P123

Art. set complete/Mt L-3000 mm	FIN. OB.	Vetro Glass Glas	Morsetti/mt Clamps/mt Klemmen/lfm	Testato spinta Test side force Getestet Seitenkraft	Classe Class IT Klasse	Certificate UNI ENTE ITALIANO DI NORMAZIONE
B-3500 SET 8+8	AN	8+8 1,52 pvb	2	300 kg	2	2 kN/m = 200 kg/m
B-3500 SET 6+6	AN	6+6 1,52 pvb	2	-	-	-

SET COMPOSTO DA | SET BESTEHEND AUS | SET CONSISTING OF	FIN. OB.	B-3500 SET 6+6	B-3500 SET 8+8
B-3500	AN	1 pz/pcs L = 3000 mm	1 pz/pcs L = 3000 mm
B-SET-3500-6	-	1	-
B-SET-3500-8	-	-	1

LUXOR

COMPONENTI | COMPONENTS | EINZELTEILE

B-6000 Luxor

- Profilo balaustra Luxor compreso di velette B-6001-CF2, L=3000 mm, guarnizioni escluse
- Railing profile Luxor with cover profiles, B-6001-CF2, L=3000 mm, gaskets not included
- Profil für Geländer Luxor mit Abdeckungen B-6001-CF2, L=3000 mm, ohne Dichtungen

AN

B-6000

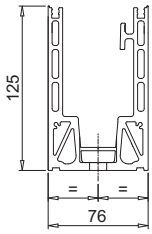



B-6001

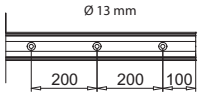

fb041p087

B-6000-G

- Profilo balaustra Luxor grezzo senza velette e guarnizioni L=3000 mm
- Railing profile Luxor without cover profiles, gaskets not included
- Profil für Geländer Luxor L=3000 mm, Oberfläche roh, ohne Abdeckungen und Dichtungen

GR

B-6000-G

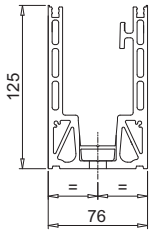

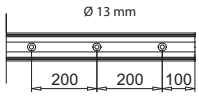

fb041p088

B-6250-G

- Profilo balaustra Luxor Climb grezzo senza velette e guarnizioni L=3000 mm
- Railing profile Luxor Climb without cover profiles, gaskets not included
- Profil für Geländer Luxor Climb L=3000 mm, Oberfläche roh, ohne Abdeckungen und Dichtungen

GR

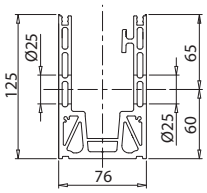

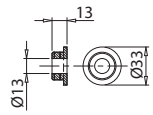

fb041p100

B-6200-G

- Profilo balaustra Luxor Balcony grezzo senza velette e guarnizioni L=3000 mm
- Railing profile Luxor Balcony without cover profiles, gaskets not included
- Profil für Geländer Luxor Balcony L=3000 mm, Oberfläche roh, ohne Abdeckungen und Dichtungen

GR

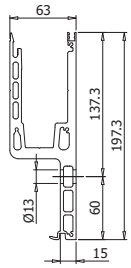

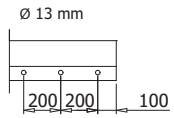

fb041p101

B-6220

- Profilo balaustra Luxor Stairs grezzo senza velette e guarnizioni L=3000 mm
- Railing profile Luxor Stairs without cover profiles, gaskets not included
- Profil für Geländer Luxor Stairs L=3000 mm, Oberfläche roh, ohne Abdeckungen und Dichtungen

AN

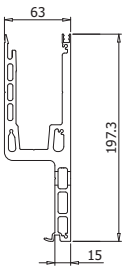

fb041p101

B-6300 + B-6001-CF2

- Profilo balaustra Luxor compreso di velette B-6001-CF2, L=3000 mm, guarnizioni escluse
- Railing profile Luxor with cover profiles, B-6001-CF2, L=3000 mm, gaskets not included
- Profil für Geländer Luxor mit Abdeckungen B-6001-CF2, L=3000 mm, ohne Dichtungen

AN

B-6300

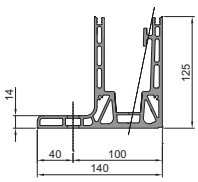



B-6001

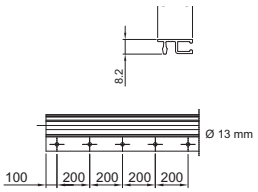

FB041P128

B-6001-CF2

- Velette superiori L=3000 mm, escluse guarnizioni
- Cover profiles L=3000 mm gaskets not included
- Abdeckungen L=3000 mm ohne Dichtungen

AN - IXE

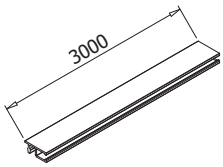

B-6001-CF2

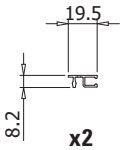

fb041p103

B-6121-CF2-3 L=3000 mm
B-6121-CF2-6 L=6000 mm

- Velette laterali fornite in confezione di due barre da L=3000 mm o L=6000 mm
- Cover profiles L=3000 mm or L=6000 mm, gaskets not included
- Abdeckungen L=3000 mm oder L=6000 mm, ohne Dichtungen

AN - IXE

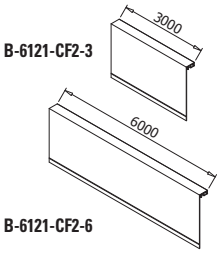



B-6121-CF2

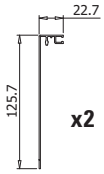

fb041p102

B-6051-CF2

- Velette superiori L=3000 mm, escluse guarnizioni
- Cover profiles L=3000 mm gaskets not included
- Abdeckungen L=3000 mm ohne Dichtungen

AN - IXE

B-6051

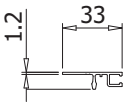

x2

fb041p105

B-6251-CF2

- Velette laterale e veletta superiore per profilo balaustra B-6250-G, L=3000 mm
- Cover profiles L=3000 mm for railing profiles B-6250-G
- Abdeckungen L=3000 mm für Geländerprofil B-6250-G

AN - IXE

B-6251

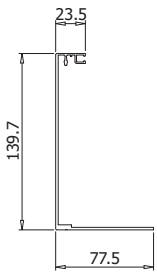



B-6001

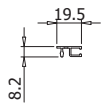

fb041p105

B-6201-CF2

- Velette laterale e veletta superiore per profilo balaustra B-6200-G, B-6220 L=3000 mm
- Cover profiles L=3000 mm for railing profiles B-6200-G, B-6220
- Abdeckungen L=3000 mm für Geländerprofil B-6200-G, B-6220

AN - IXE



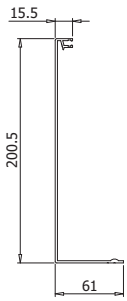



B-6051

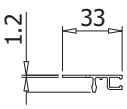

fb041p104

B-4004 (8+8)
B-4005 (10+10)
B-4009 (12+12)

- Guarnizione a "U" supporto vetro L=3000 mm
- Bottom gasket for glass L=3000 mm
- Dichtung unten für Glas L=3000 mm

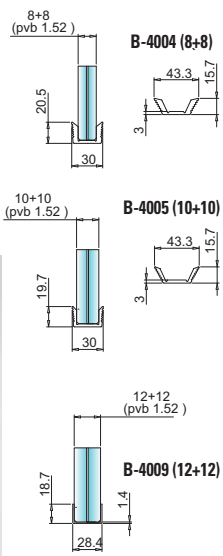

AN	IXE	GR
Alluminio anodizzato	Effetto inox	Grezzo
Aluminium anodized	Inox effect	Raw
Aluminium Silberfarbig	Inox effekt	Roh

B-SET-LUX-8
B-SET-LUX-10
B-SET-LUX-12



n°6	**B-6008**	Jolly Pack Luxor morsetti regolabili Adjustable clamp Jollypack Jollypack Luxor Verstellbaren Klemmen
mt.3	**B-4002** (8+8) | **B-4003** (10+10) **B-4007** (12+12)	Guarnizione appoggio vetro Top gasket Dichtung oben für Glas
n°1	**B-2004-F** (8+8) | **B-2005-F** (10+10) **B-2006-F** (12+12)	Set 9 pz supporti inferiore per vetro Set 9 pcs support for glass Set 9 Stk Auflage für Glas
n°18	Clips	Clips per veletta Clips for covers Clip für Abdeckung
mt.6	**B-4101**	Guarnizione per veletta Gasket for cover profiles Dichtung für Abdeckung
n°6	**B-3009**	Cunei | Wedges | Keilen

B-4101-8 (8+8)
B-4101-10 (10+10)
B-4101-12 (12+12)

- Guarnizione per veletta L=3000 mm
- Gasket for cover profile L=3000 mm
- Dichtung für Abdeckungen L=3000 mm

NEW DESIGN

B-4101-8

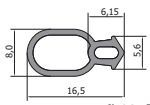

fb035P008

B-4101-10

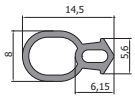

fb035P002

B-4101-12

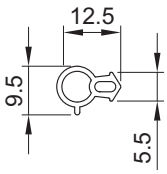

fb041p094

B-6008

- Morsetto regolabile Jolly Pack Luxor
- Adjustable clamp Jollypack Luxor
- Verstellbare Klemme jollypack Luxor

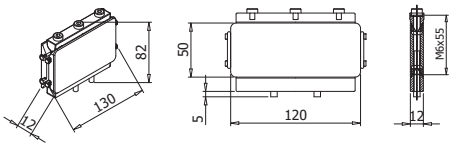

Patent Pending

B-6009-CF6

- Spessore per Jollypack Luxor B-6008 con vetro da 8+8 (pvb 1,52)
- Spacer for Jollypack Luxor B-6008 with glass thickness 8+8 (pvb 1,52)
- Ausgleichscheibe für Jollypack Luxor mit Glasdicke 8+8 (pvb 1,52)

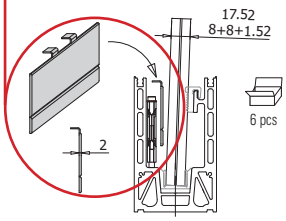

fb041p120

B-4002 (8+8)
B-4003 (10+10)
B-4007 (12+12)

- Guarnizione appoggio vetro L=3000 mm a 3 petali
- Support glass gasket L=3000 mm
- Dichtung oben für Glas L=3000 mm

Patent Pending

Esempi Di Applicazione | Application Examples | Beispiele Anwendungen

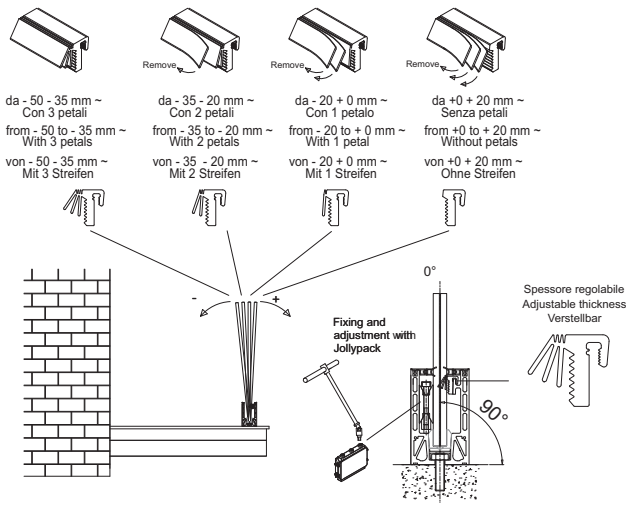

- Con 3 petali
- With 3 petals
- Mit 3 Streifen

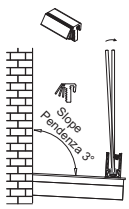

- Con 2 petali
- With 2 petals
- Mit 2 Streifen

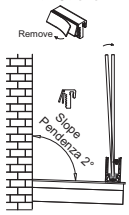

- Con 1 petali
- With 1 petals
- Mit 1 Streifen

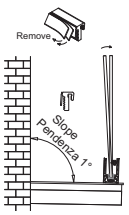

- Senza petali
- Without petals
- Ohne Streifen

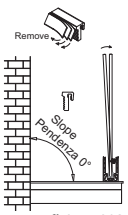

fb041p092

CLIPS

- Set di 18 clips per fissaggio velette
- Set 18 clips for fixation cover profiles
- Set 18 clips für Befestigung Profilabdeckungen

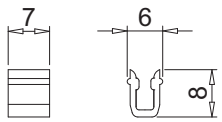

fb041p105

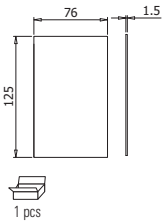

B-6006

- Tappo laterale per profilo B-6000 e velette B-6001-CF2
- Endcap for cover profiles B-6001-CF2
- Endkappe für Abdeckungen B-6001-CF2

AN

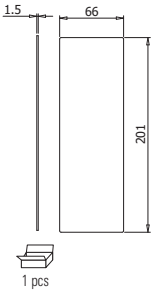

B-6206

- Tappo di chiusura laterale per velette B-6201-CF2
- Endcap for cover profiles B-6201-CF2
- Endkappe für Abdeckungen B-6201-CF2

AN

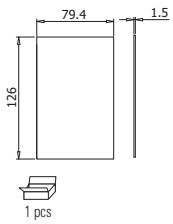

B-6126

- Tappo di chiusura laterale per velette B-6121-CF2
- Endcap for cover profiles B-6121-CF2
- Endkappe für Abdeckungen B-6121-CF2

AN

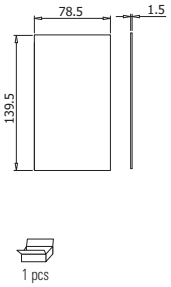

B-6256

- Tappo di chiusura laterale per velette B-6251-CF2
- Endcap for cover profiles B-6251-CF2
- Endkappe für Abdeckungen B-6251-CF2

AN

B-6306

- Tappo laterale per profilo B-6300 con velette B-6001-CF2
- Endcap for railing profile B-6300 and cover profiles B-6001-CF2
- Endkappe für Profil B-6300 mit Abdeckungen B-6001-CF2

AN

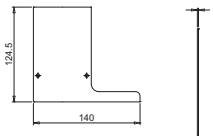

fb041p106

B-2007-8 (8+8 1,52 pvb)
B-2007-10 (10+10 1,52 pvb)

- Set optional supporto trasparente con sede LED
- Set optional transparent support for LED
- Set optional klar Auflage für LED

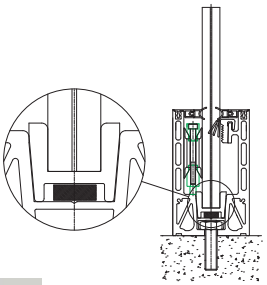

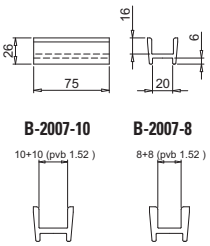

fb041p090

B-2004-F

- Set 9 pz supporto vetro 8+8
- Set 9 pcs support for glass 8+8
- Set Auflage für Glas 8 + 8

B-2005-F

- Set 9 pz supporto vetro 10+10
- Set 9 pcs support for glass 10+10
- Set Auflage für Glas 10 + 10

B-2006-F

- Set 9 pz supporto vetro 12+12
- Set 9 pcs support for glass 12+12
- Set Auflage für Glas 12+12

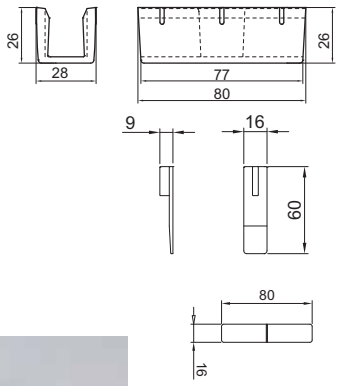

fb041p128

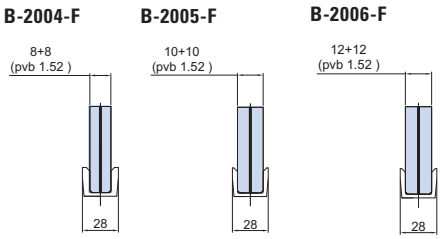

B-3009

- 1 pz cuneo per serie Luxor e B-3000
- 1 pcs wedge for railing system Luxor and B-3000
- 1 Stk Keil für Ganzglasgeländer Luxor und B-3000

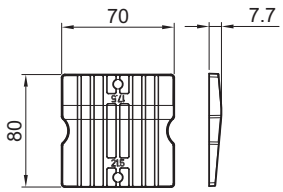

ESEMPIO | EXAMPLE | BEISPIEL

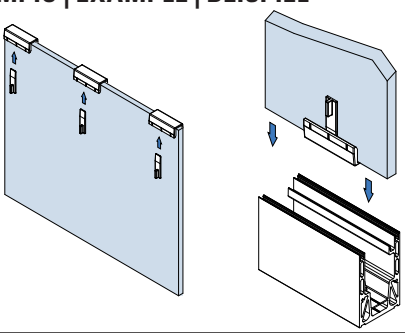

AN
Alluminio anodizzato
Aluminium anodized
Aluminium Silberfarbig

IXE
Effetto inox
Inox effect
Inox effekt

GR
Grezzo
Raw
Roh

B-3000

COMPONENTI | COMPONENTS | EINZELTEILE

B-3000-3 L=3000 mm
B-3000-6 L=6000 mm

- Profilo balaustra Luxor, L=3000 mm o L=6000 mm, guarnizioni escluse
- Railing profile Luxor with, L=3000 mm or L-6000 mm, gaskets not included
- Profil für Geländer Luxor, L=3000 mm oder L-6000 mm, ohne Dichtungen

AN



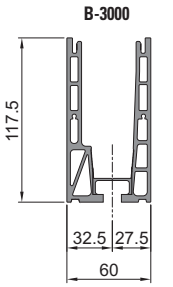

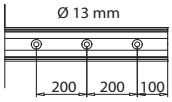

fb041p125

B-3000-G

- Profilo balaustra Luxor grezzo senza guarnizioni L=3000 mm
- Railing profile Luxor without gaskets not included
- Profil für Geländer Luxor L=3000 mm, Oberfläche roh, ohne Dichtungen

GR



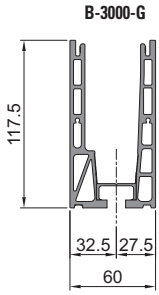

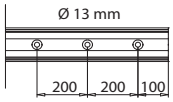

fb041p125

B-SET-3000-8
B-SET-3000-10

n°6	**B-3008J**	Jolly Pack Luxor morsetti regolabili Adjustable clamp Jollypack Jollypack Luxor Verstellbaren Klemmen
mt.3	**B-4003** (8+8) **B-3032** (10+10)	Guarnizione appoggio vetro Top gasket Dichtung oben für Glas
n°1	**B-2004-F** (8+8) **B-2005-F** (10+10)	Set 9 pz supporti inferiore per vetro Set 9 pcs support for glass Set 9 Stk Auflage für Glas
mt.6	**B-3031** (8+8) | (10+10)	Guarnizione di copertura Covering gasket Deckeldichtung
n°6	**B-3009**	Cunei | Wedges | Keilen

B-4003 (8+8)
B-3032 (10+10)

- Guarnizione appoggio vetro L=3000 mm a 3 petali
- Support glass gasket L=3000 mm
- Dichtung oben für Glas L=3000 mm

Patent Pending

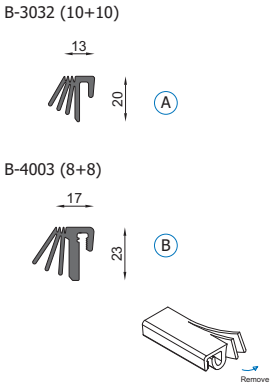

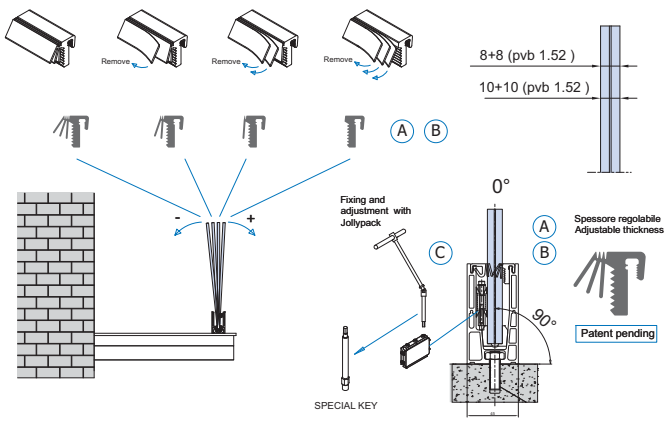

fb041p125

B-3031 (8+8) | (10+10)

- Guarnizione di copertura
- Covering Gasket L=3000 mm
- Deckeldichtung L=3000 mm

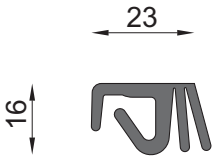

fb041p125

B-2004-F

- Set 9 pz supporto vetro 8+8
- Set 9 pcs support for glass 8+8
- Set Auflage für Glas 8 + 8

B-2005-F

- Set 9 pz supporto vetro 10+10
- Set 9 pcs support for glass 10+10
- Set Auflage für Glas 10 + 10

B-2006-F

- Set 9 pz supporto vetro 12+12
- Set 9 pcs support for glass 12+12
- Set Auflage für Glas 12+12

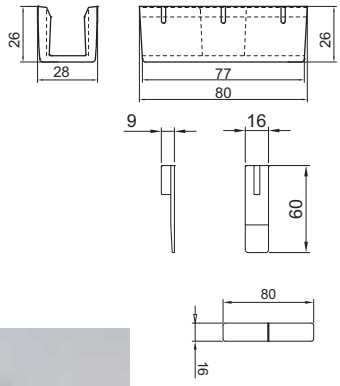

fb041p128

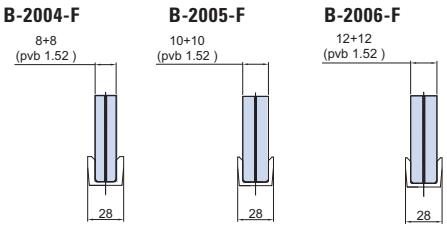

B-3008J

- Morsetto regolabile Jolly Pack Luxor
- Adjustable clamp Jollypack Luxor
- Verstellbare Klemme jollypack Luxor

Patent Pending

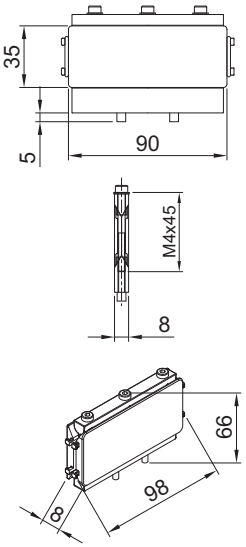

fb041p125

ESEMPIO | EXAMPLE | BEISPIEL

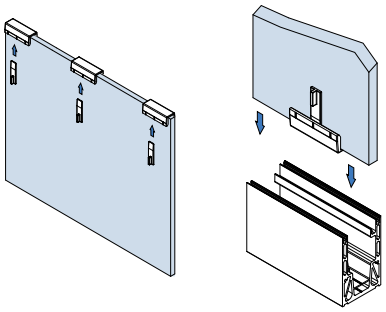

B-2007-8 (8+8 1,52 pvb)
B-2007-10 (10+10 1,52 pvb)

- Set optional supporto trasparente con sede LED
- Set optional transparent support for LED
- Set optional klar Auflage für LED

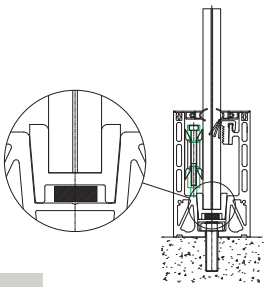

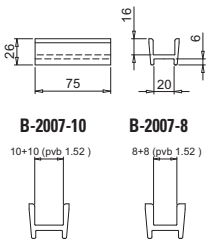

fb041p090

B-3009

- 1 pz cuneo per famiglia Luxor e B-3000
- 1 pcs wedge for railing system Luxor and B-3000
- 1 Stk Keil für Ganzglasgeländer Luxor und B-3000

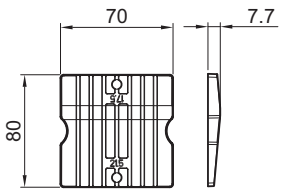

AN
Alluminio anodizzato
Aluminium anodized
Aluminium Silberfarbig

IXE
Effetto inox
Inox effect
Inox effekt

GR
Grezzo
Raw
Roh

B-3036

- Tappo di chiusura laterale per B-3000
- Endcap for B-3000
- Endkappe für B-3000

AN

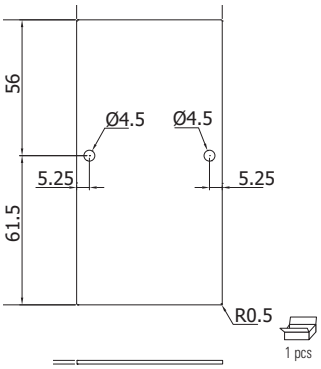

B-2009-10
B-2009-20

- Guarnizione anti infiltrazione vetro/vetro
- Gasket anti-filtration glass/glass
- Dichtung Glas/Glas gegen Infiltration

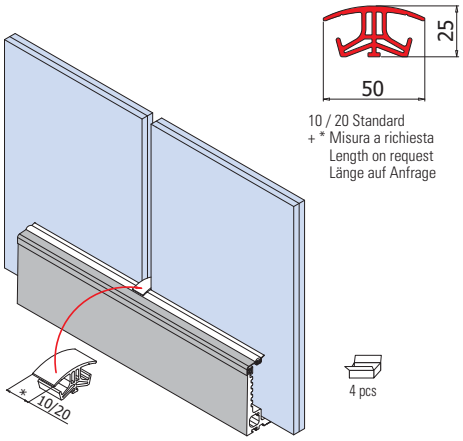

xfb033

B-4111-CF8 OMBRELLINO

- "Ombrellino" a molla anti infiltrazione vetro/vetro confezione di 8 pezzi
- "Umbrella" adjustable gasket with spring anti-filtration glass/glass package unit of 8 pieces
- Verstellbare Dichtung "Regenschirm" Glas/Glas gegen infiltration Verpackungseinheit von 8 Stück

Patent Pending

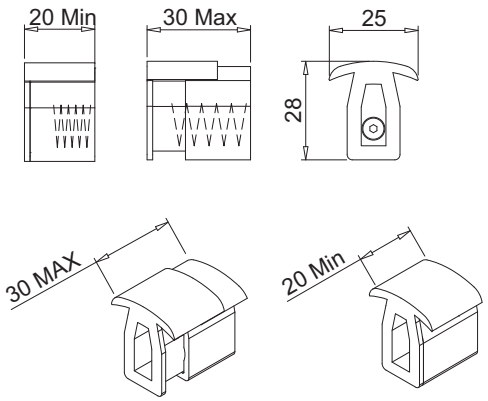

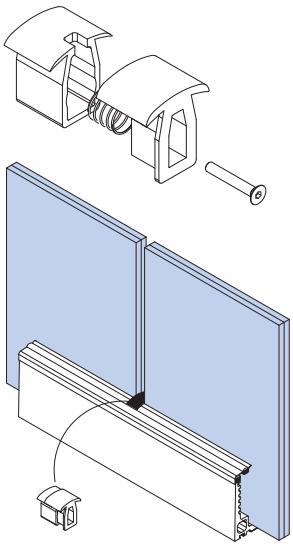



fb041p096

LUXORINA

COMPONENTI | COMPONENTS | EINZELTEILE

B-6600 LUXORINA

- Profilo balaustra Luxorina compreso di velette B-6001-CF2, L = 3000 mm, guarnizioni escluse
- Railing profile Luxorina with cover profiles B-6001-CF2, L = 3000 mm, gaskets not included
- Profil für Geländer Luxorina mit Abdeckungen B-6001-CF2, L = 3000 mm, ohne Dichtungen

AN

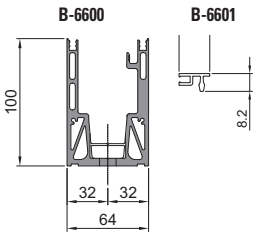

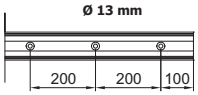

fb041p133

B-6600-G

- Profilo balaustra grezzo senza velette e guarnizioni in barre L=3000 mm
- Railing profile L=3000 mm raw finish without cover profiles and gaskets
- Profil für Geländer L=3000 mm, Oberfläche roh, ohne Abdeckungen und Dichtungen

GR

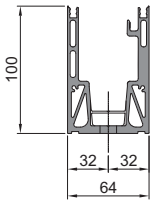

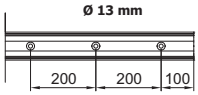

fb041p133

B-6601-CF2

- Velette superiori L=3000 mm, escluse guarnizioni
- Cover profiles L=3000 mm, gaskets not included
- Abdeckunge L=3000 mm, ohne Dichtungen

AN

L=3000

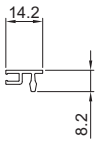

fb041p133

B-6621-CF2-6

- Velette laterali L=6000 mm, guarnizioni escluse
- Cover profiles L=6000 mm, gaskets not included
- Abdeckungen L=6000 mm ohne Dichtungen

AN - GR

L=6000

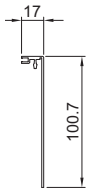

fb041p133

B-SET-6600-8
B-SET-6600-10



n°6	**B-6608**	Jolly Pack Luxor morsetti regolabili Adjustable clamp Jollypack Jollypack Luxor Verstellbaren Klemmen
mt.3	**B-3504** (8+8) | (10+10)	Guarnizione appoggio vetro Top gasket Dichtung oben für Glas
n°1	**B-2004-F** (8+8) **B-2005-F** (10+10)	Set 9 pz supporti inferiore per vetro Set 9 pcs support for glass Set 9 Stk Auflage für Glas
n°18	Clips	Clips per veletta Clips for covers Clip für Abdeckung
mt.6	**B-6611-8** (8+8) **B-6611-10** (10+10)	Guarnizione per veletta Gasket for cover profiles Dichtung für Abdeckung
n°6	**B-6609**	Cunei | Wedges | Keilen

AN
Alluminio anodizzato
Aluminium anodized
Aluminium Silberfarbig

IXE
Effetto inox
Inox effect
Inox effekt

GR
Grezzo
Raw
Roh

B-6611-8 (8+8)
B-6611-10 (10+10)

- Guarnizione per veletta L=3000 mm
- Gasket for cover profile L=3000 mm
- Dichtung für Abdeckungen L=3000 mm

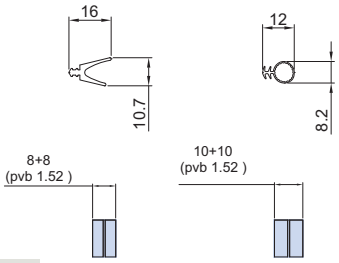

fb041p133

B-6608

- Morsetto regolabile Jolly Pack Luxor
- Adjustable clamp Jollypack Luxor
- Verstellbare Klemme jollypack Luxor

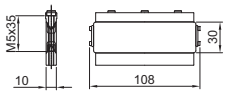

Patent Pending

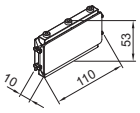

fb041p133

B-3504 (8+8) | (10+10)

- Guarnizione appoggio vetro L=3000 mm a 4 petali
- Support glass gasket L=3000 mm
- Dichtung oben für Glas L=3000 mm

Patent Pending

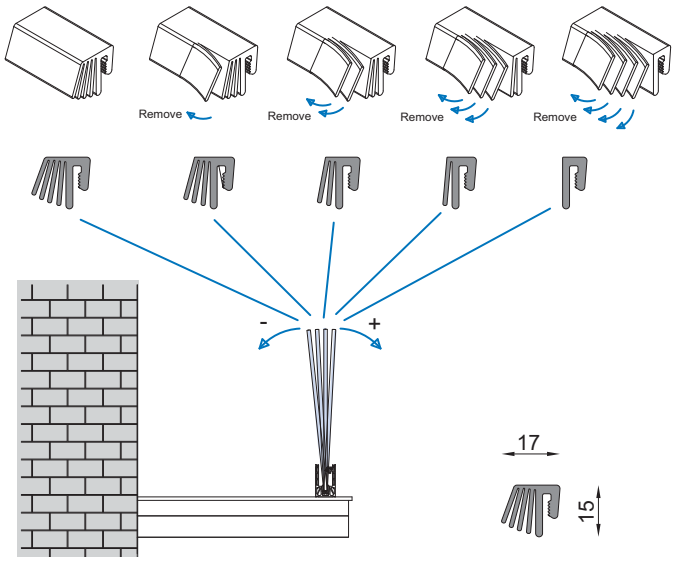

fb041p133

B-2004-F

- Set 9 pz supporto vetro 8+8
- Set 9 pcs support for glass 8+8
- Set Auflage für Glas 8 + 8

B-2005-F

- Set 9 pz supporto vetro 10+10
- Set 9 pcs support for glass 10+10
- Set Auflage für Glas 10 + 10

B-2006-F

- Set 9 pz supporto vetro 12+12
- Set 9 pcs support for glass 12+12
- Set Auflage für Glas 12+12

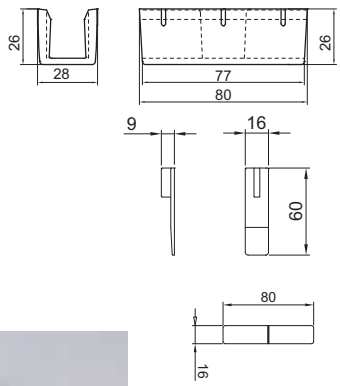

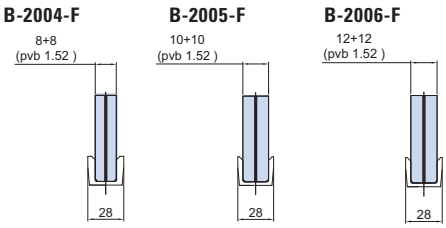

ESEMPIO | EXAMPLE | BEISPIEL

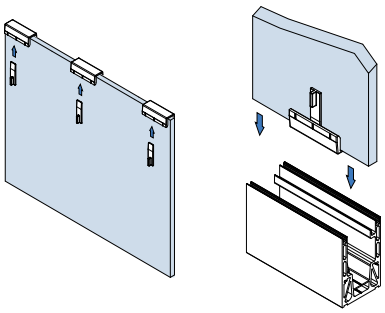

fb041p128

B-2007-8 (8+8 1,52 pvb)
B-2007-10 (10+10 1,52 pvb)

- Set optional supporto trasparente con sede LED
- Set optional transparent support for LED
- Set optional klar Auflage für LED

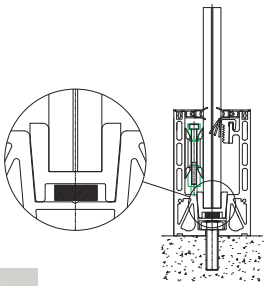

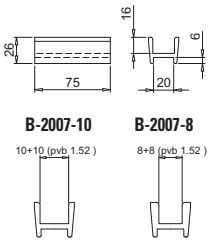

fb041p090

CLIPS

- Set di 18 clips per fissaggio velette
- Set 18 clips for fixation cover profiles
- Set 18 clips für Befestigung Profilabdeckungen

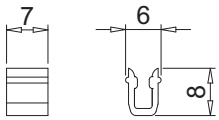

fb041p105

B-6606

- Tappo di chiusura laterale per velette B-6601-CF2
- Endcap for cover profiles B-6001-CF2
- Endkappe für Abdeckungen B-6001-CF2

AN

1 pcs

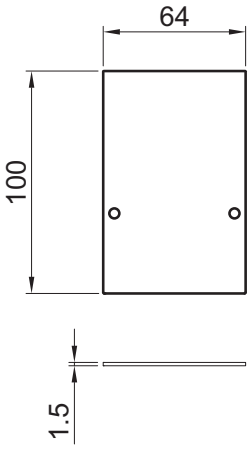

fb041p133

B-6609

- 1 pz cuneo per B-6600
- 1 pcs wedge for B-6600
- 1 Stk Keil für B-6600

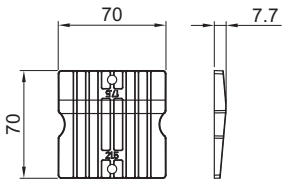

fb041p133

AN	IXE	GR
Alluminio anodizzato	Effetto inox	Grezzo
Aluminium anodized	Inox effect	Raw
Aluminium Silberfarbig	Inox effekt	Roh

MAXIMA / JOLLY PACK DOPPIO

COMPONENTI | COMPONENTS | EINZELTEILE

B-4050

- Profilo balaustra per incasso nel cemento, compreso di velette B-2051-CF2, guarnizioni escluse
- Railing profile recessed with cover profiles B-2051-CF2 gaskets not included
- Profil für Geländer im Boden versenkt mit Abdeckungen B-2051-CF2 ohne Dichtungen

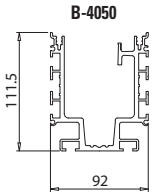



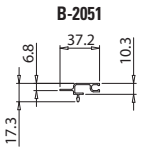

fb041p083

B-2051-CF2

- Velette superiori L=3000 mm guarnizioni escluse
- Cover profiles L=3000 mm gaskets not included
- Abdeckungen L=3000 mm ohne Dichtungen

AN

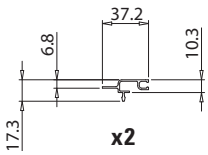

fb041p086

B-5500

- Profilo balaustra MAXIMA STADIUM con velette, senza guarnizioni, L=3000 mm
- Railing profile MAXIMA STADIUM L=3000 mm with cover profiles without gaskets
- Profil für Geländer MAXIMA STADIUM mit Abdeckungen L=3000 mm ohne Dichtungen

AN

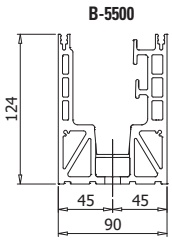



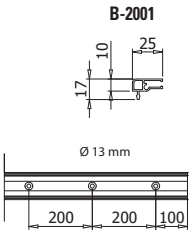

fb041p107

B-5600

- Profilo balaustra MAXIMA STADIUM TRIPLO VETRO con velette , senza guarnizioni, L=3000 mm
- Railing profile MAXIMA STADIUM TRIPLO VETRO L=3000 mm with cover profiles without gaskets
- Profil für Geländer MAXIMA STADIUM TRIPLO VETRO mit Abdeckungen L=3000 mm ohne Dichtungen

AN

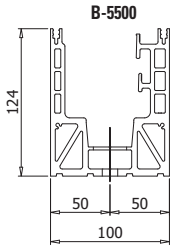

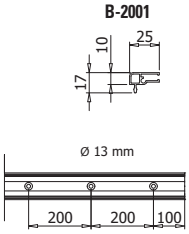

fb041p108

B-2001-CF2

- Velette superiori L=3000 mm guarnizioni escluse
- Cover profiles L=3000 mm gaskets not included
- Abdeckungen L=3000 mm ohne Dichtungen

AN

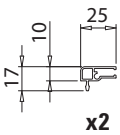

fb041p082

B-2000-3

- Profilo balaustra JOLLY PACK compreso di velette B-2001-CF2, L=3000 mm, guarnizioni escluse
- Railing profile JOLLY PACK with cover profiles, B-2001-CF2, L=3000 mm, without gaskets
- Profil für Geländer JOLLY PACK mit Abdeckungen B-2001-CF2, L=3000 mm ohne Dichtungen

AN

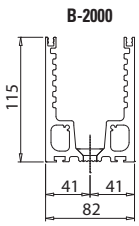

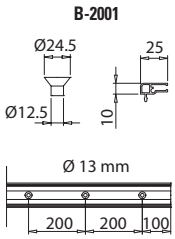

fb041p121

B-2050-JPK DOPPIO

- Profilo balaustra JOLLY PACK compreso di velette B-2051-CF2, L=3000 mm, guarnizioni escluse
- Railing profile JOLLY PACK with cover profiles, B-2051-CF2, L=3000 mm, without gaskets
- Profil für Geländer JOLLY PACK mit Abdeckungen B-2051-CF2, L=3000 mm ohne Dichtungen

AN

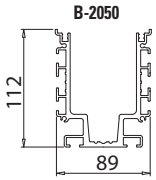

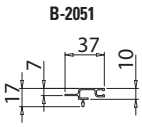

fb041p084

B-2060-JPK DOPPIO

- Profilo balaustra grezzo senza velette e guarnizioni L=3000 mm
- Railing profile without cover profiles, gaskets not included
- Profil für Geländer L=3000 mm, Oberfläche roh, ohne Abdeckungen und Dichtungen

GR

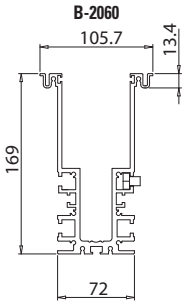

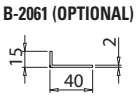

fb041p085

B-SET-MAX-8
B-SET-MAX-10



n°6	**B-2008**	Jolly Pack morsetti regolabili Adjustable clamp Jollypack Jollypack Verstellbaren Klemmen
mt.3	**B-4002** (8+8) I **B-4003** (10+10) **B-4007** (12+12)	Guarnizione appoggio vetro Top gasket Dichtung oben für Glas
n°1	**B-2004** (8+8) | **B-2005** (10+10)	Set 6 pz supporti inferiore per vetro Set 6 pcs support for glass Set 6 Stk Auflage für Glas
n°18	**Clips**	Clips per veletta Clips for covers Clip für Abdeckung
mt.6	**B-4101**	Guarnizione per veletta Gasket for cover profiles Dichtung für Abdeckung

B-SET JOLLY 8 (x 8+8)
B-SET JOLLY 10 (x 10+10)
B-SET JOLLY 12 (x 12+12)

n°12	**B-2008**	Jolly Pack morsetti regolabili Adjustable clamp Jollypack Jollypack Verstellbaren Klemmen
n°1	**B-2004** (8+8) | **B-2005** (10+10) **B-4009** (12+12)	Supporti inferiore per vetro Support for glass Stk Auflage für Glas
n°18	**Clips**	Clips per veletta Clips for covers Clip für Abdeckung
mt.6	**B-4101**	Guarnizione per veletta Gasket for cover profiles Dichtung für Abdeckung

AN	**IXE**	**GR**
Alluminio anodizzato	Effetto inox	Grezzo
Aluminium anodized	Inox effect	Raw
Aluminium Silberfarbig	Inox effekt	Roh

B-2008-8 (8+8+1,52)
B-2008-10 (10+10+1,52 / 12+12+1,52)

- Morsetto regolabile Jolly Pack per MAXIMA
- Adjustable clamp Jolly Pack for MAXIMA
- Jollypack verstellbaren Klemmen für MAXIMA

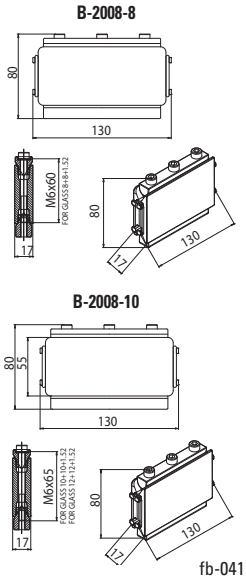

fb-041

Esempi Di Applicazione | Application Examples | Beispiele Anwendungen

B-4002 (8+8)
B-4003 (10+10)
B-4007 (12+12)

- Guarnizione appoggio vetro L=3000 mm a 3 petali
- Support glass gasket L=3000 mm
- Dichtung oben für Glas L=3000 mm

Patent Pending

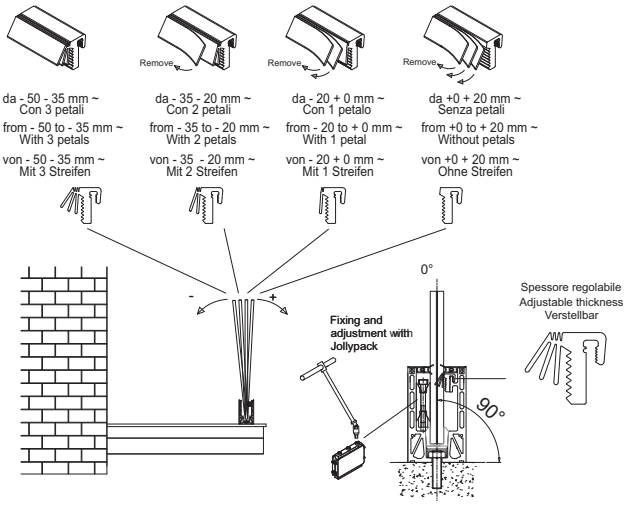

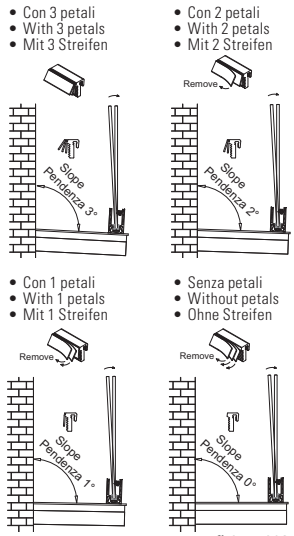

fb041p092

B-2004-F

- Set 9 pz supporto vetro 8+8
- Set 9 pcs support for glass 8+8
- Set Auflage für Glas 8 + 8

B-2005-F

- Set 9 pz supporto vetro 10+10
- Set 9 pcs support for glass 10+10
- Set Auflage für Glas 10 + 10

B-2006-F

- Set 9 pz supporto vetro 12+12
- Set 9 pcs support for glass 12+12
- Set Auflage für Glas 12+12

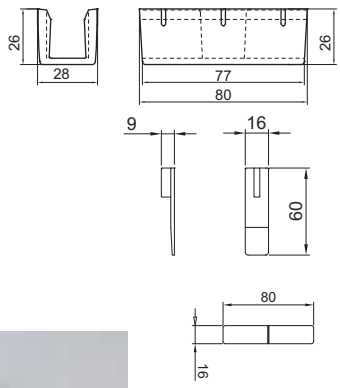

fb041p128

B-2007-8 (8+8 1,52 pvb)
B-2007-10 (10+10 1,52 pvb)

- Set optional supporto trasparente con sede LED
- Set optional transparent support for LED
- Set optional klar Auflag für LED

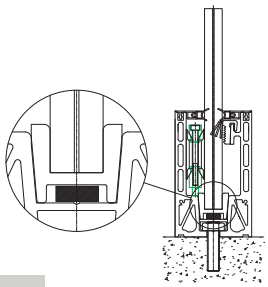

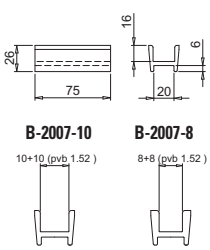

fb041p090

B-4004 (8+8)
B-4005 (10+10)
B-4009 (12+12)

- Guarnizione a "U" supporto vetro L=3000 mm
- Bottom gasket for glass L=3000 mm
- Dichtung unten für Glas L=3000 mm

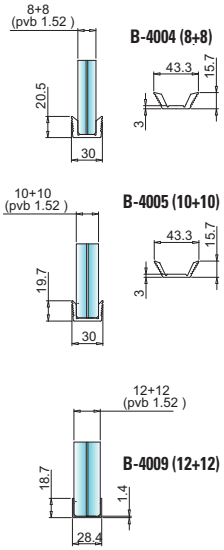

B-4101-8 (8+8)
B-4101-10 (10+10)
B-4101-12 (12+12)

- Guarnizione per veletta L=3000 mm
- Gasket for cover profile L=3000 mm
- Dichtung für Abdeckungen L=3000 mm

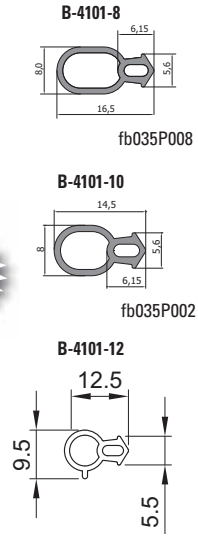

CLIPS

- Set di 18 clips per fissaggio velette
- Set 18 clips for fixation cover profiles
- Set 18 clips für Befestigung Profilabdeckungen

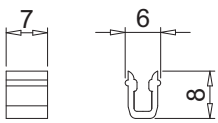

fb041p105

B-5506

- Tappo di chiusura laterale B-5500
- Endcap for B-5500
- Endkappe für Abdeckungen B-5500

AN

1 pcs

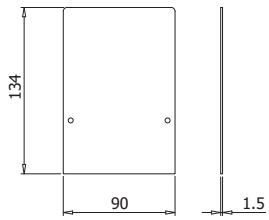

fb041p109

B-5606

- Tappo di chiusura laterale B-5600
- Endcap for B-5600
- Endkappe für Abdeckungen B-5600

AN

1 pcs

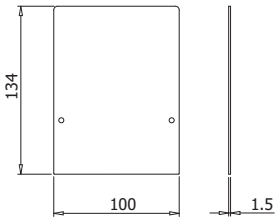

fb041p110

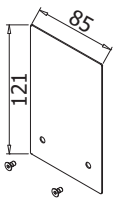

B-2006

- Tappo di chiusura laterale
- Endcap
- Endkappe

AN

1 pcs

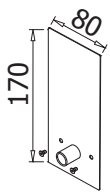

B-2066
DEEP 170

- Tappo di chiusura laterale
- Endcap
- Endkappe

AN

1 pcs

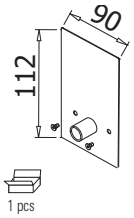

B-2056
DEEP 110

- Tappo di chiusura laterale
- Endcap
- Endkappe

AN

1 pcs

xme286 / xme2860

AN
Alluminio anodizzato
Aluminium anodized
Aluminium Silberfarbig

IXE
Effetto inox
Inox effect
Inox effekt

GR
Grezzo
Raw
Roh

B-3500 MURETTO

COMPONENTI | COMPONENTS | EINZELTEILE

B-3500 L=3000 mm

- Profilo balaustra Luxor, L=3000 mm, guarnizioni escluse
- Railing profile Luxor with, L=3000 mm, gaskets not included
- Profil für Geländer Luxor, L=3000 mm, ohne Dichtungen

AN



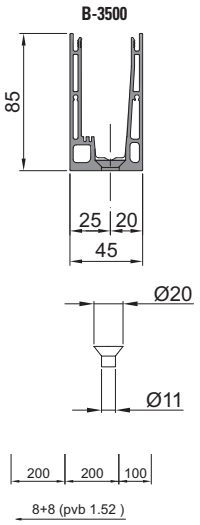

fb041P130

B-3509

- Inserto esagonale 3 mm per chiave a "T", fissaggio morsetti Jollypack
- Hexagonal bit 3 mm for T-handle wrench, fixing Jollypack clamps
- Sechskant-Schraubeinsatz 3 mm für T Stiftschlüssel, Jollypack Klemmen Befestigung.

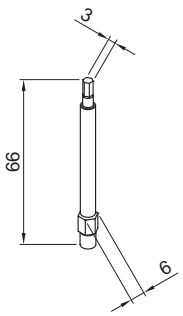

fb041P123

B-SET-3500-6
B-SET-3500-8



n°6	**B-3508**	Jolly Pack Luxor morsetti regolabili Adjustable clamp Jollypack Jollypack Luxor Verstellbaren Klemmen
mt.3	**B-3504** (6+6) | (8+8)	Guarnizione appoggio vetro Top gasket Dichtung oben für Glas
n°1	**B-3507** (6+6) **B-4009** (8+8)	Guarnizione ad "U" per supporto vetro Bottom "U" gasket Dichtung unten für Glas
mt.6	**B-3505** (6+6) | (8+8)	Guarnizione di copertura Covering gasket Deckeldichtung

B-3508

- Morsetto regolabile Jolly Pack Luxor
- Adjustable clamp Jollypack Luxor
- Verstellbare Klemme jollypack Luxor

Patent Pending

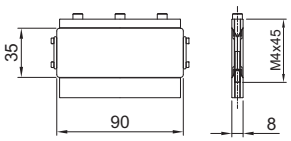

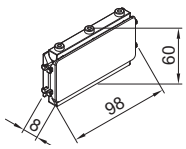

fb041P130

B-3505 (6+6) | (8+8)

- Guarnizione di copertura
- Covering Gasket L=3000 mm
- Deckeldichtung L=3000 mm

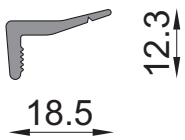

fb041P130

B-3504 (6+6) | (8+8)

- Guarnizione appoggio vetro L=3000 mm a 4 petali
- Support top glass gasket L=3000 mm
- Dichtung oben für Glas L=3000 mm

Patent Pending

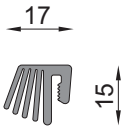

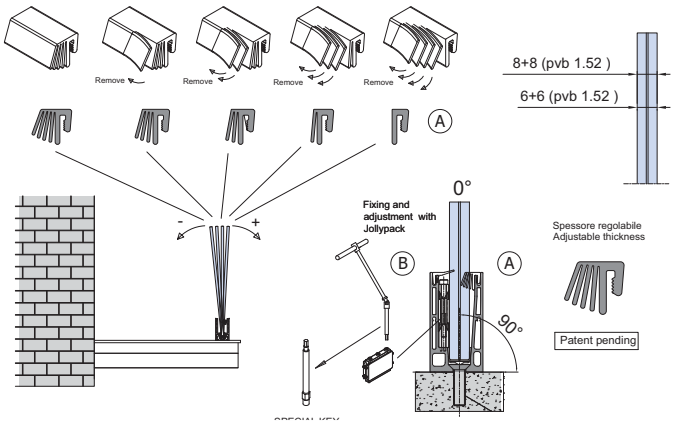

fb041P130

B-3507 (6+6)

- Guarnizione ad "U" per supporto vetro 6+6
- Bottom "U" gasket for glass 6+6
- Dichtung unten für Glas 6+6

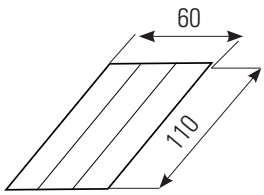

B-4009 (8+8)

- Guarnizione ad "U" per supporto vetro 8+8
- Bottom "U" gasket for glass 8+8
- Dichtung unten für Glas 8+8

9 pcs

fb041P130

B-3506

- Tappo di chiusura laterale per B-3500
- Endcap for B-3500
- Endkappe für B-3500

AN

1 pcs

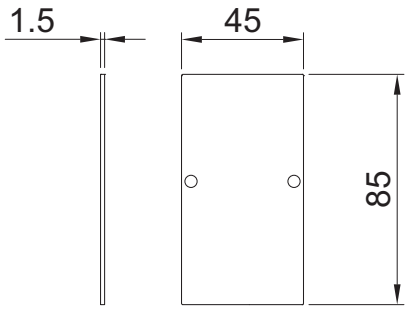

fb041P130

AN	IXE	GR
Alluminio anodizzato	Effetto inox	Grezzo
Aluminium anodized	Inox effect	Raw
Aluminium Silberfarbig	Inox effekt	Roh

B-2500 MURETTO

COMPONENTI | COMPONENTS | EINZELTEILE

B-2500 + B-2501 CF2

- Profilo balaustra compreso di velette, L=3000 mm
- Railing profile with cover profiles, L=3000 mm
- Profil für Geländer mit Abdeckungen, L=3000 mm

AN

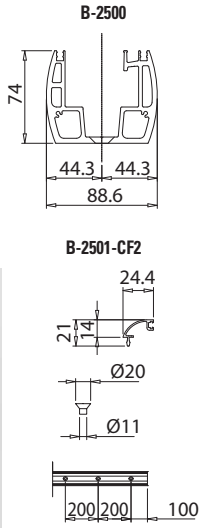

fb041p114

B-SET-2500-6

n°6	**B-4508**	Jolly Pack
mt.3	**B-2507**	Guarnizione appoggio vetro | Support glass gasket | Dichtung oben für glas
mt.3	**B-146**	Guarnizione per veletta | Gasket for cover profile | Dichtung für Abdeckungen
n°6	**B-2004**	Supporti inferiore per vetro | Support for glass | Stk Auflage für Glas
n°18	**Clips**	Clips per veletta | Clips for covers | Clip für Abdeckung



B-SET-2500-9

n°9	**B-4508**	Jolly Pack
mt.3	**B-2507**	Guarnizione appoggio vetro | Support glass gasket | Dichtung oben für glas
mt.3	**B-146**	Guarnizione per veletta | Gasket for cover profile | Dichtung für Abdeckungen
n°6	**B-2004**	Supporti inferiore per vetro | Support for glass | Stk Auflage für Glas
n°18	**Clips**	Clips per veletta | Clips for covers | Clip für Abdeckung



B-4508

- Morsetto regolabile Jolly Pack Mini
- Adjustable clamp Jolly Pack Mini
- Jollypack mini verstellbaren Klemmen

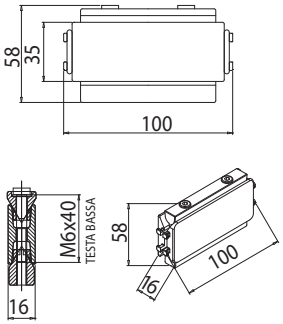

fb-041

B-2004 SET

- Set 6 pz supporto vetro 8+8
- Set 6 pcs support for glass 8+8
- Set Auflage für Glas 8 + 8

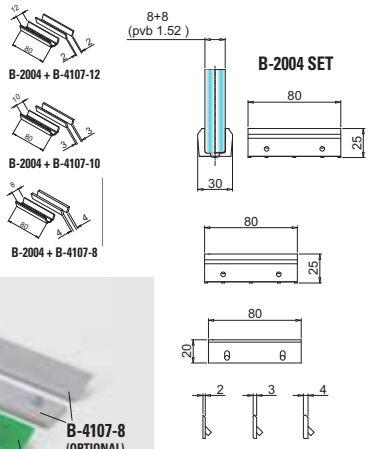



fb041p090

B-2507

- Guarnizione appoggio vetro L=3000 mm a 3 petali
- Support glass gasket L=3000 mm
- Dichtung oben für Glas L=3000 mm

Patent Pending

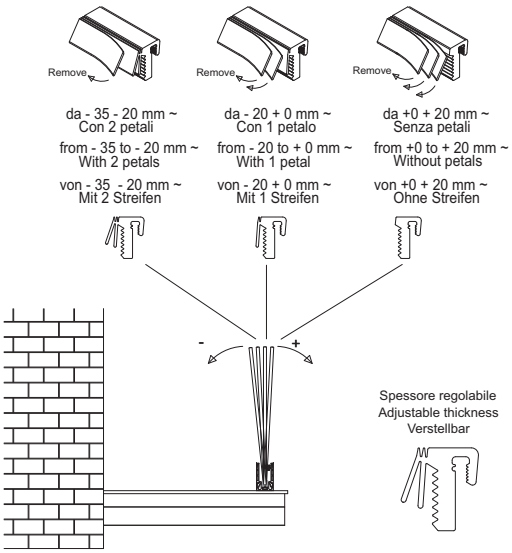

Esempi Di Applicazione | Application Examples | Beispiele Anwendungen

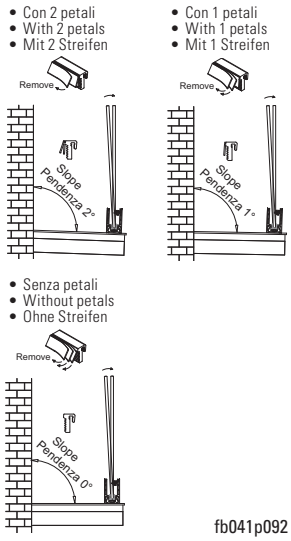

fb041p092

B-2007-8 (8+8 1,52 pvb)

- Set optional supporto trasparente con sede LED
- Set optional transparent support for LED
- Set optional klar Auflag für LED

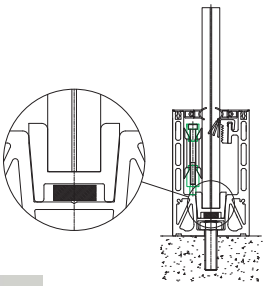

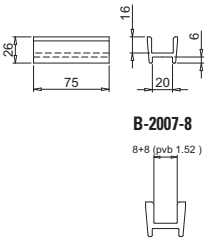

fb041p090

B-146

- Guarnizione per veletta L=2200 mm
- Gasket for cover profile L=2200 mm
- Dichtung für Abdeckungen L=2200 mm

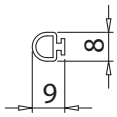

fb041p117

CLIPS

- Set di 18 clips per fissaggio velette
- Set 18 clips for fixation cover profiles
- Set 18 clips für Befestigung Profilabdeckungen

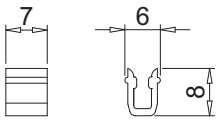

fb041p105

B-2506

- Tappo di chiusura laterale
- Endcap
- Endkappe

AN

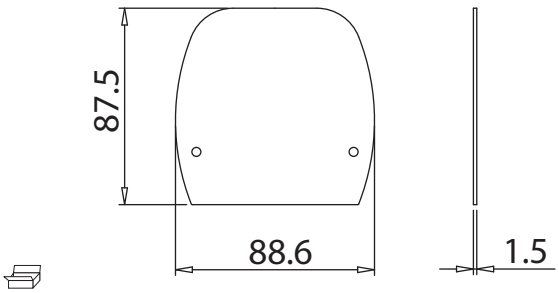

fb041p118

AN	IXE	GR
Alluminio anodizzato	Effetto inox	Grezzo
Aluminium anodized	Inox effect	Raw
Aluminium Silberfarbig	Inox effekt	Roh

• PARAVENTO
• WINDSCREENS
• WINDSCHUTZSYSTEM

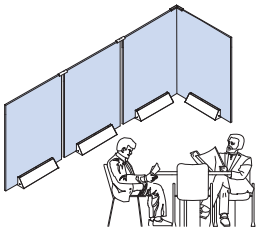

- ALTRE VERSIONI
- ODER TYPES
- ANDERE TYPEN

- PAVIMENTO
- FLOOR INSTALLATION
- BODENMONTAGE

▶394

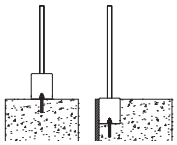

- PAVIMENTO LATERALE
- SIDE FIXING
- SEITENMONTAGE

▶406

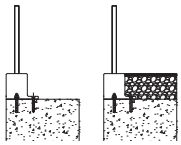

- INCASSATO
- RECESSED
- VERSENKT

▶410

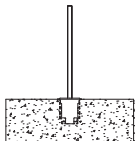

- ESTERNO
- SIDE INSTALLATION
- SEITENMONTAGE

▶416

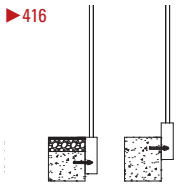

B-2800

- Paravento Vela a moduli livello terra.
- Windscreen Vela with module for ground level.
- Windschutzsystem in Teilen Vela, ebenerdig.

▶448

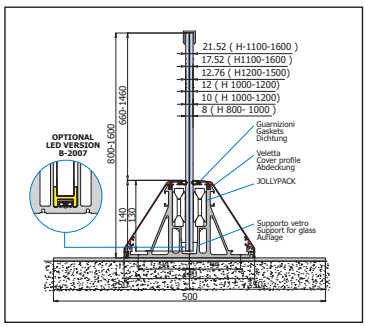

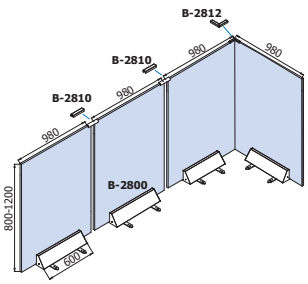

PRICE LIST 2017 ► 322

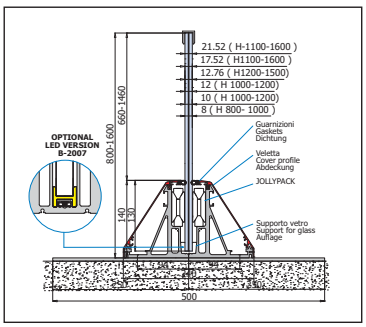

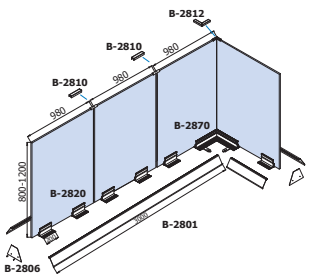

PRICE LIST 2017 ► 323

B-2820

- Paravento Vela livello terra, a moduli L-200 mm con veletta continua.
- Windscreen Vela for ground level, module L-200 mm, with continuous cover.
- Windschutzsystem Vela in Teilen L-200 mm, mit Abdeckung, ebenerdig.

▶450

- SCALA
- STAIRS
- TREPPE

▶422

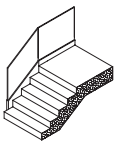

- MURETTO
- LOW WALL
- AUF ATTIKAMAUER

▶424

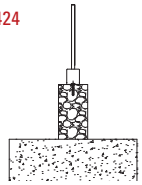

- ACCESSORI
- ACCESSORIES
- ZUBEHÖR

▶452

- PENSILINE
- CANOPIES
- VORDÄCHER

▶462



B-2860

- Paravento Vela livello terra, a moduli L-600 mm con veletta continua.
- Windscreen Vela for ground level, module L-600 mm, with continuous cover.
- Windschutzsystem Vela in Teilen L-600 mm, mit Abdeckung, ebenerdig.

▶449

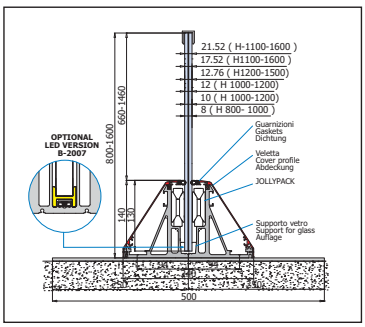

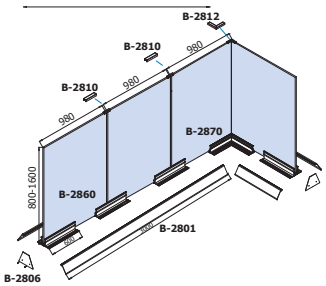

PRICE LIST 2017 ► 323

PROFILI PER PARAVENTO INTELAIATI

- Telaio in alluminio per paravento per dare struttura e protezione su tutto il perimetro del vetro.
- Frame profiles for windscreens ground level.
- Rahmenprofile für Windschutzsysteme, ebenerdig.

▶451

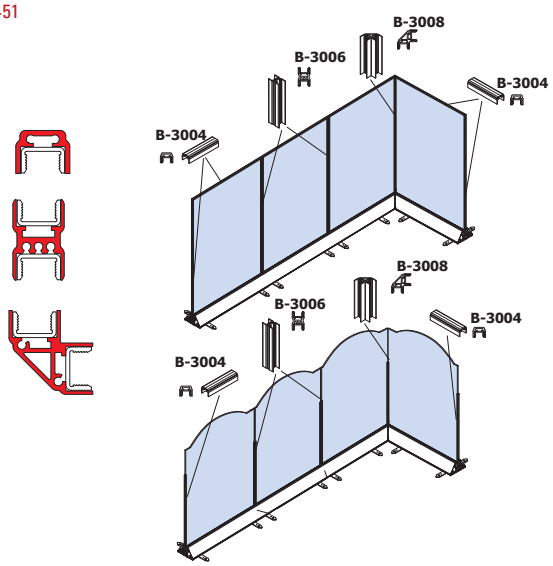

PRICE LIST 2017 ► 324

B-2800 PARAVENTO | WINDSCREEN | WINDSCHUTZSYSTEM

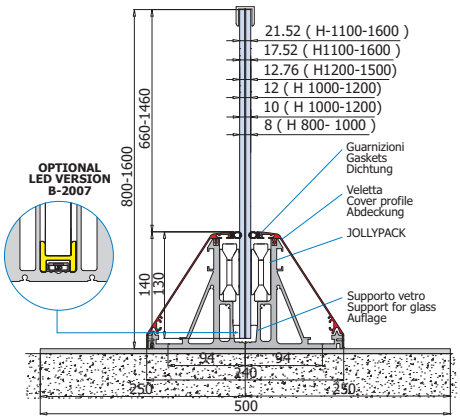

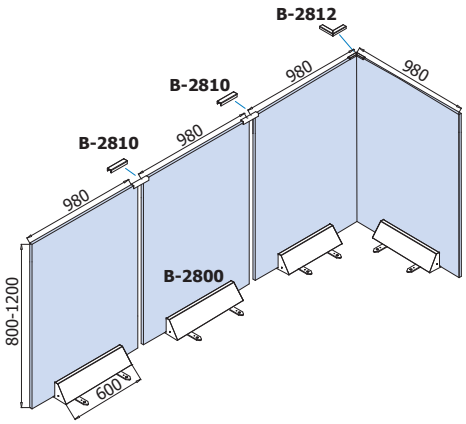

B-2800
- Set completo modulo Vela L-600 mm.
- Complete set windscreen Vela L-600 mm.
- Set Windschutzsystem Vela L-600 mm.

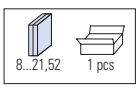

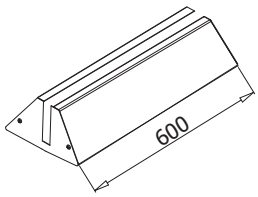

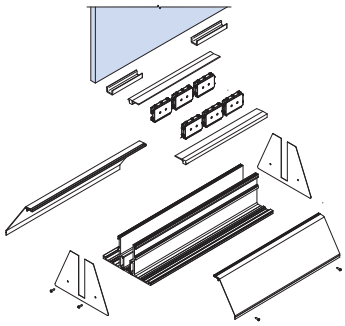

Paravento | Windscreen | Windschutzsystem

art.	H	glass	Jollypack / mt
B-2800-21,52	1600 mm	10 + 10 1,52 pvb	6
B-2800-17,52	1600 mm	8 + 8 1,52 pvb	6
B-2800-12,76	1500 mm	6 + 6 1,52 pvb	6
B-2800-12	1200 mm	12	6
B-2800-10	1000 mm	10	6
B-2800-8	800 mm	8	6

B-2860 PARAVENTO | WINDSCREEN | WINDSCHUTZSYSTEM

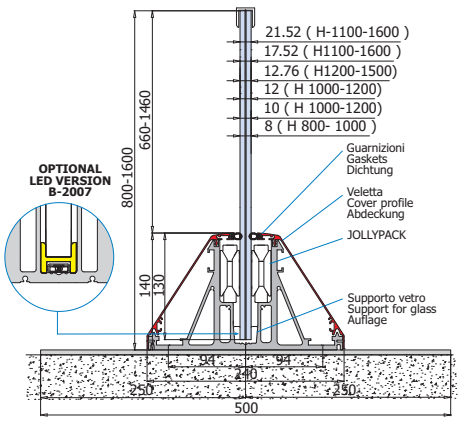

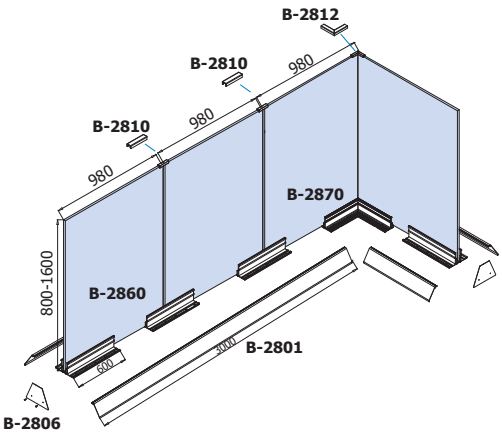

B-2860
- Set completo paravento Vela L-600 mm, velette escluse.
- Complete set windscreen Vela L-600 mm covers not included.
- Set Windschutzsystem Vela L-600 mm, Abdeckungen nicht enthalten.

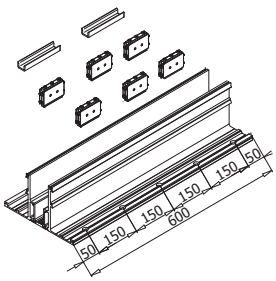

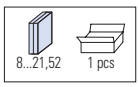

B-2801-CF2
- Set velette laterali L-3000 mm.
- Set cover profiles L-3000 mm.
- Set Abdeckungen L-3000 mm

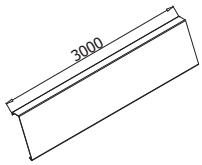

Paravento | Windscreen | Windschutzsystem

art.	H	glass	Jollypack / mt
B-2860-21,52	1600 mm	10 + 10 1,52 pvb	6
B-2860-17,52	1600 mm	8 + 8 1,52 pvb	6
B-2860-12,76	1500 mm	6 + 6 1,52 pvb	6
B-2860-12	1200 mm	12	6
B-2860-10	1000 mm	10	6
B-2860-8	800 mm	8	6

B-2820 PARAVENTO | WINDSCREEN | WINDSCHUTZSYSTEM

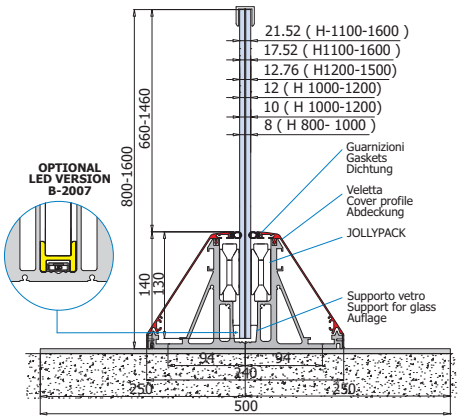

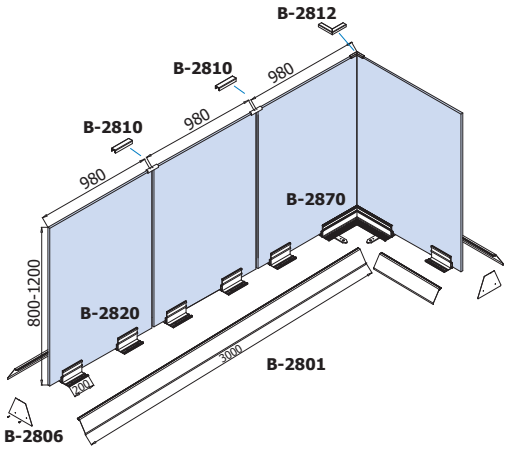

B-2820
- Set completo paravento Vela L-200 mm, velette escluse.
- Complete set windscreen Vela L-200 mm, covers not included.
- Set Windschutzsystem Vela L-200 mm, Abdeckungen nicht enthalten.

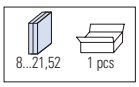

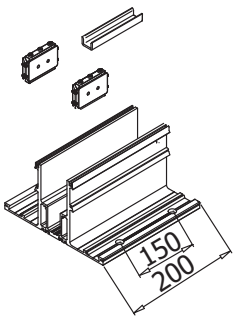

B-2801-CF2
- Set velette laterali L-3000 mm.
- Set cover profiles L-3000 mm.
- Set Abdeckungen L-3000 mm

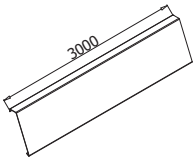

Paravento | Windscreen | Windschutzsystem

art.	H	glass	Jollypack / mt
B-2820-21,52	1600 mm	10 + 10 1,52 pvb	8
B-2820-17,52	1600 mm	8 + 8 1,52 pvb	8
B-2820-12,76	1500 mm	6 + 6 1,52 pvb	4
B-2820-12	1200 mm	12	4
B-2820-10	1000 mm	10	4
B-2820-8	800 mm	8	4

PROFILI PARAVENTO | WINDSCREENS PROFILE | PROFILE FÜR WINDSCHUTZSYSTEM

B-3004-PAR
- Profilo U contornatura.
- U-Profile.
- U-Profil.

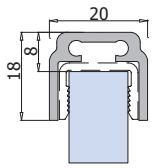

B-3006
- Profilo montante.
- Middle profile.
- Mittelprofil.

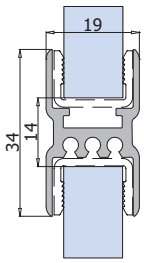

B-3008
- Profilo angolare 90°.
- Corner profile 90°.
- Eck-Profil 90°.

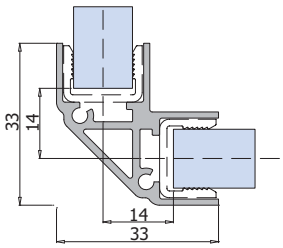

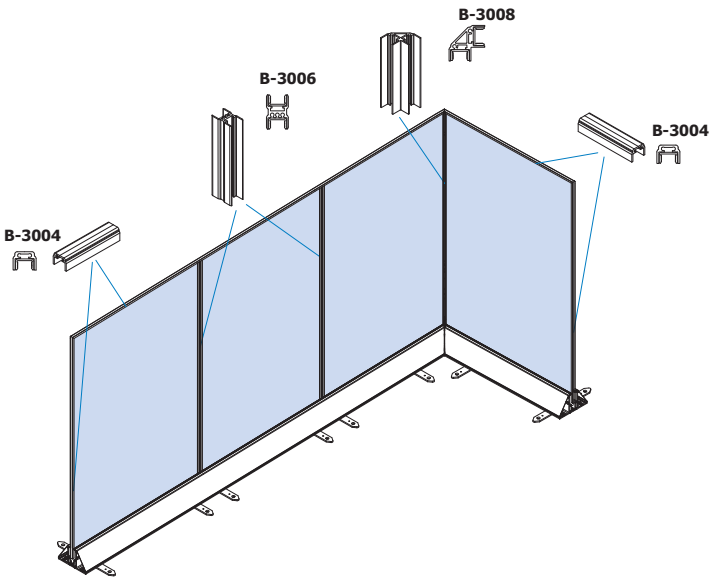

CORRIMANO | HANDRAIL PROFILE | HANDLAUF PROFILE



V-2034

- Profili di protezione inox AISI 316.
- Edge protection inox AISI 316.
- Kantenschutz inox AISI 316.

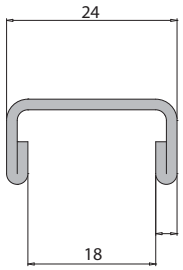

PRICE LIST 2017 ► 318

V-2035

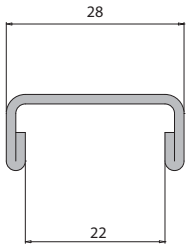

PRICE LIST 2017 ► 318

B-3040

NEW

- Corrimano quadro.
- Square handrail profile.
- Eckiger Handlauf.

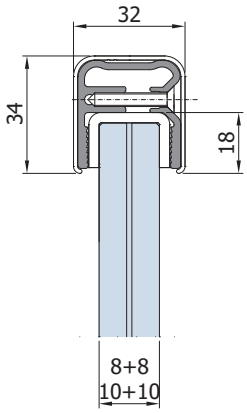

SUPPLEMENTARY PRICE LIST

B-3030

NEW

- Corrimano tondo.
- Round handrail profile.
- Runder Handlauf.

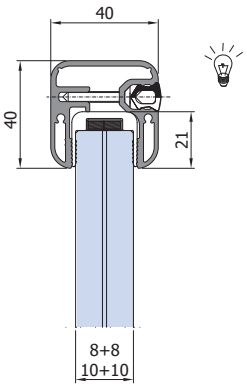

SUPPLEMENTARY PRICE LIST

B-1010

- Tubo profilo ad "u" scanalato.
- Glass channel tube.
- Glasleistenrohr.

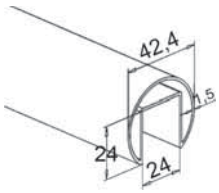

PRICE LIST 2017 ► 318

PROFILI DI PROTEZIONE INOX AISI 316 | EDGE PROTECTION INOX AISI 316 | KANTENSCHUTZ INOX AISI 316

IX
Acciao inox satinato
Satin stainless steel
Edelstahl matt

IL
Acciao inox lucido
Polished stainless steel
Edelstahl poliert

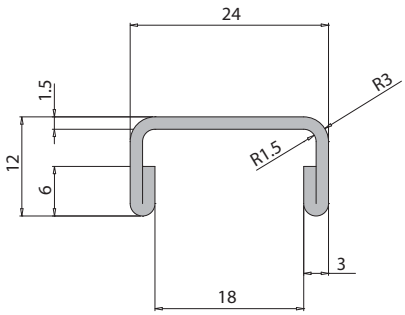

V-2034
- Corrimano in acciao inox aisi 316, per vetro 8+8+1,52 L=3000 mm
- Handrail stainless steel aisi 316 for glass 8+8+1,52 L=3000 mm
- Kantenschutz aus Edelstahl aisi 316 für 8+8+1,52 L=3000 mm

IX-IL

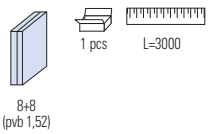

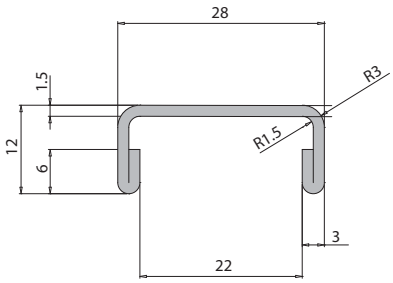

V-2035
- Corrimano in acciao inox aisi 316, per vetro 10+10+1,52 L=3000 mm
- Handrail stainless steel aisi 316 for glass 10+10+1,52 L=3000 mm
- Kantenschutz aus Edelstahl aisi 316 für 10+10+1,52 L=3000 mm

IX-IL

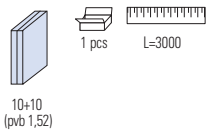

CORRIMANO | HANDRAIL PROFILE | HANDLAUF PROFIL

B-3040

- Corrimano quadro.
- Square handrail profile.
- Eckiger Handlauf.

NEW

AN - IXE

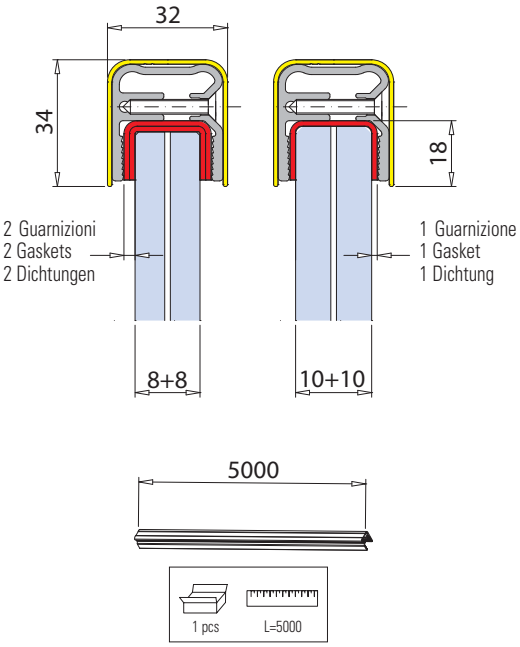

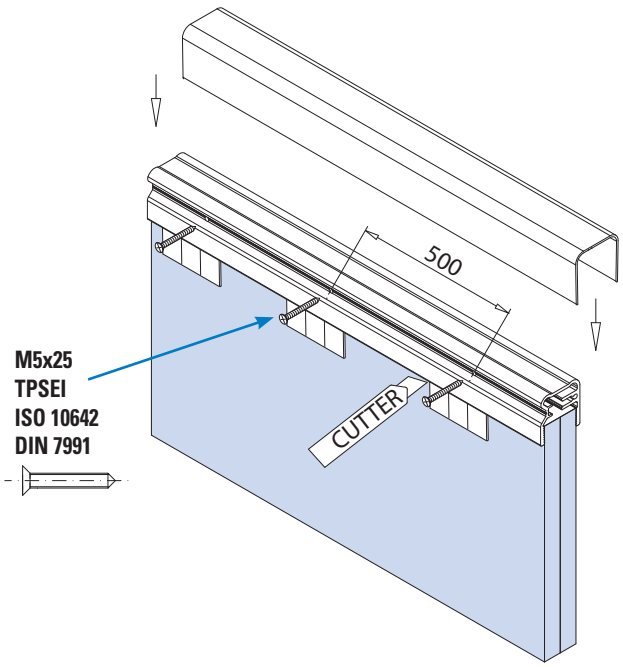

B-3042
- Guarnizione vetro
- Gasket
- Dichtung

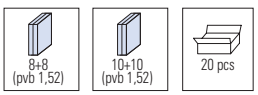

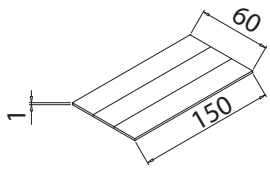

B-3047
- Tappo finale
- Endcap
- Endkappe

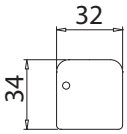

B-3043
- Piastra per angolo 90°
- Fixing plate for 90° corner
- Befestigungsplatte für 90° Winkel

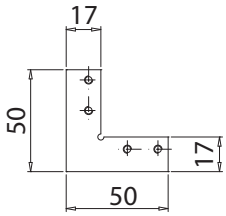

B-3048
- Piastra murale
- Wall flange for handrail profile
- Wandflansch für Handlauf

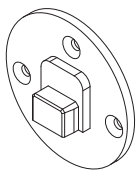

xfb-091-D

B-3030

- Corrimano quadro.
- Square handrail profile.
- Eckiger Handlauf.

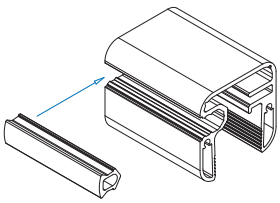

NEW

AN

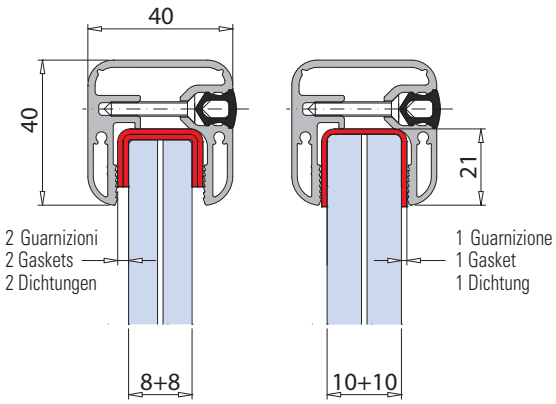

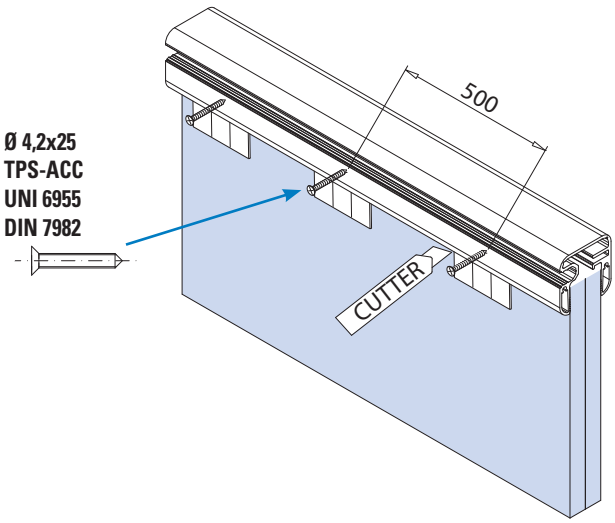

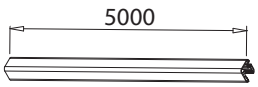

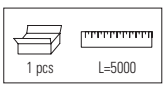

B-3042
- Guarnizione vetro
- Gasket
- Dichtung

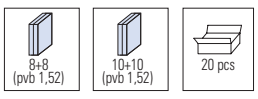

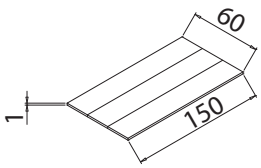

B-3037
- Tappo finale
- Endcap
- Endkappe

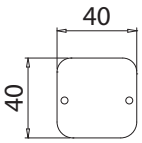

B-3033
- Piastra per angolo 90°
- Fixing plate for 90° corner
- Befestigungsplatte für 90° Winkel

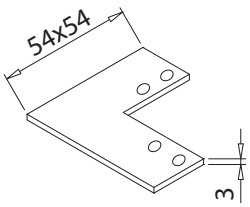

B-3048
- Piastra murale
- Wall flange for handrail profile
- Wandflansch für Handlauf

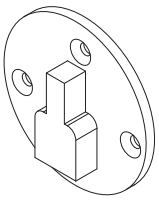

OPTIONAL FOR LED

B-3012
- Guarnizione vetro
- Gasket
- Dichtung

B-3013
- Guarnizione vetro
- Gasket
- Dichtung

xme504-B

B-1010 PROFILO CORRIMANO INOX AISI 316 | HANDRAIL INOX AISI 316 | HANDLAUF INOX AISI 316

IX
Acciao inox satinato
Satin stainless steel
Edelstahl matt





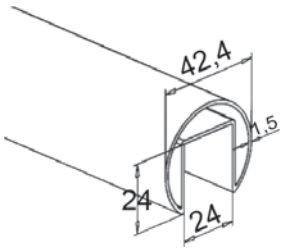

B-1010
- Tubo profilo ad "u" scanalato.
- Glass channel tube.
- Glasleistenrohr.

IX

1 pcs L=3000

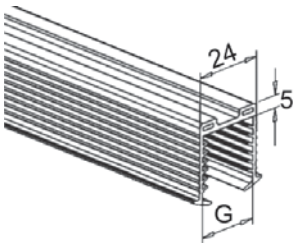

B-1015-17,5
- Guarnizione in caucciù per tubo scanalato per vetro 17,5 mm.
- Rubber profile for channel tube for glass 17,5 mm.
- Gummiprofil für Glasleistenrohr für Glas 17,5 mm.

8+8
(pvb 1,52)

1 pcs L=3000

B-1015-21,5
- Guarnizione in caucciù per tubo scanalato per vetro 21,5 mm
- Rubber profile for channel tube for glass 21,5 mm.
- Gummiprofil für Glasleistenrohr für Glas 21,5 mm.

10+10
(pvb 1,52)

1 pcs L=3000

B-1012
- Gomito scanalato (orizzontale).
- Flush elbow 90° horizontal.
- Glasleistenrohr.

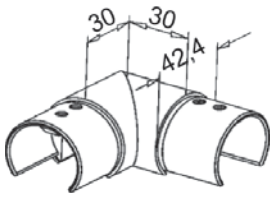

B-1016
- Gomito scanalato (verticale).
- Flush elbow 90° vertical.
- Glasleistenrohr vertikal.

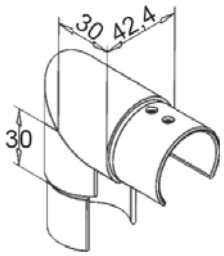

B-1014
- Sella scanalata.
- Adapter for glass channel tube.
- Rohradapter für Glasleistenrohr.

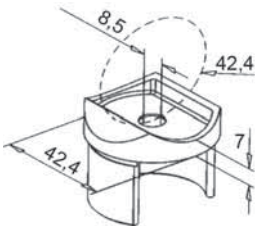

B-1017
- Giunto scanalato.
- Straight connector.
- Rohrverbinder für Glasleistenrohr.

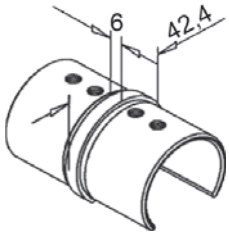

B-1011
- Piastra murale scanalata.
- Wall flange for glass channel system.
- Wandflansch für Glasleistenrohr.

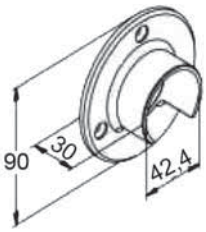

B-1018
- Calotta scanalata
- Flat end cap.
- Endkappe flach.

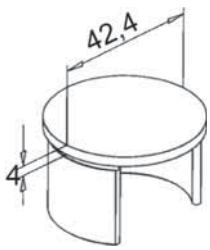

B-4111 "OMBRELLINO" | "UMBRELLA" | "REGENSCHIRM"

B-4111-CF8 OMBRELLINO

- "Ombrellino" a molla anti infiltrazione vetro/vetro confezione di 8 pezzi
- "Umbrella" adjustable gasket with spring anti-filtration glass/glass package unit of 8 pieces
- Verstellbare Dichtung "Regenschirm" Glas/Glas gegen infiltration Verpackungseinheit von 8 Stück

Patent Pending

8 pcs

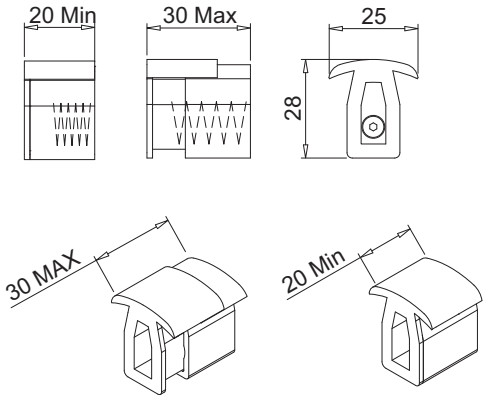

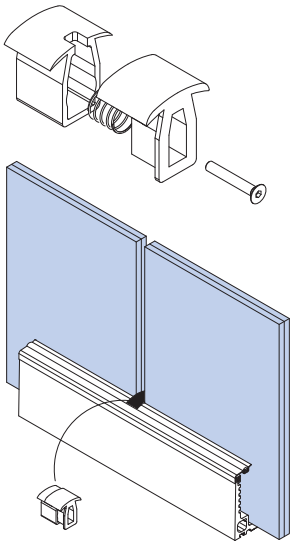



fb041p096

P-F27

- Kit anti-infiltrazione acqua per fissaggio con barra filettata
- Kit Anti.infiltration for installation with threaded bars
- Kit gegen infiltration für Montage mit Gewindestangen

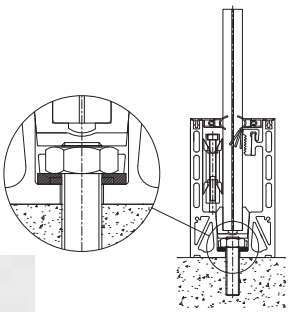

15 pcs

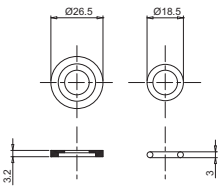

p-f27

P-F26

- Set 4 pz spine di congiunzione profili
- Set 4 pins connecting profiles
- Set 4 Stk Verbindungsstifte

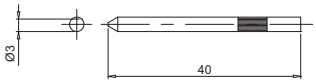

p-f26

4 pcs

B-2009-10
B-2009-20

- Guarnizione anti infiltrazione vetro/vetro
- Gasket anti-filtration glass/glass
- Dichtung Glas/Glas gegen Infiltration

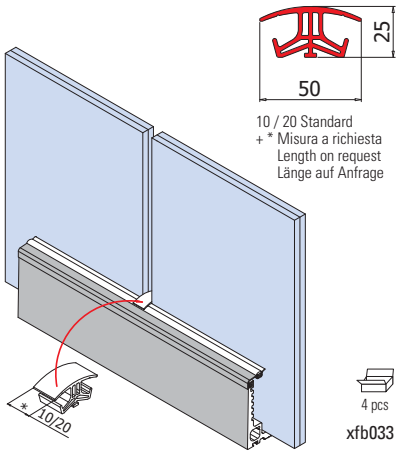

4 pcs

xfb033

B-4103

- Profili di scolo montaggio a pavimento per balaustra B-4000.
- Drainage profiles floor installation for railing profili B-4000.
- Drainageleisten Bodenmontage Geländerprofil B-4000.

AN

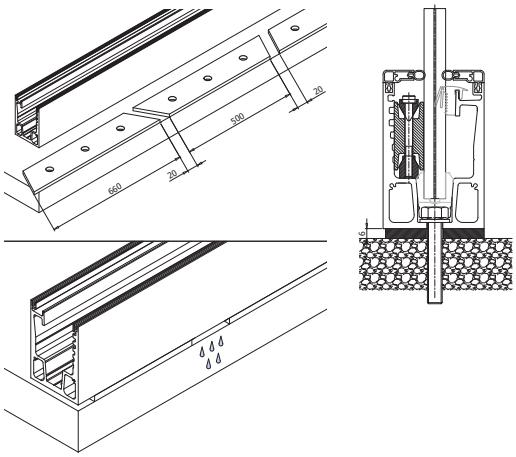

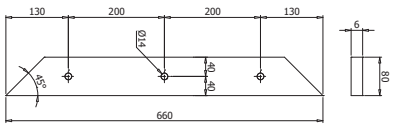

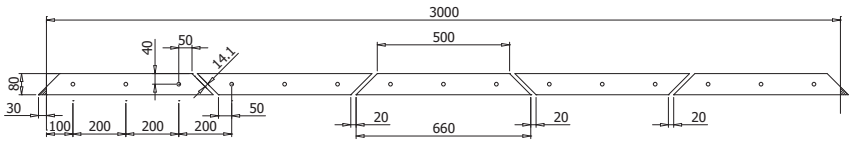

fb041-pc



B-4104

- Profili di scolo montaggio laterale per balaustra B-4200.
- Drainage profiles side installation for railing profili B-4200.
- Drainageleisten Seitenmontage Geländerprofil B-4200.

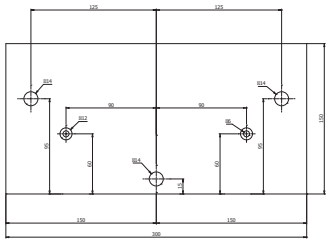

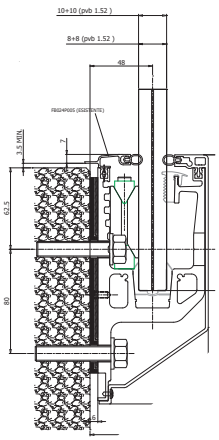

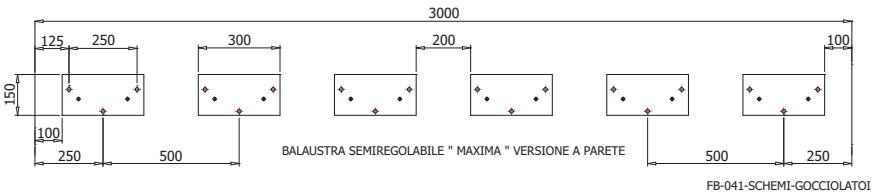

fb041-pc

TASSELLI, ANCHORS, ANKER

P-F35

- Tassello multiuso in acciao zincato passante con vite TE 8.8
- Heavy duty anchor with screw TE, zinc-plated steel
- Schwerlastanker mit Schraube TE 8.8, galvanisch verzinkter Stahl

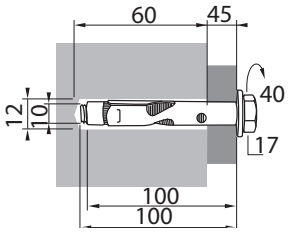

B-4000 | B-4010 | B-4050 | B-4200 | B-4300 | B-5000 | B-5500 | B-6000 | B-6250 | B-6200 | B-6220

Art. acciaio zincato zinc flake coated steel zinklamellenbeschichtet	Certificazione Approval Zulassung	Ø Foro Drill Hole diameter Bohrernenn-durchmesser	Profondità foro min Drill hole depth for trhough fixings Min. Bohrlochtiefe bei Durchsteckmontage	Lunghezza ancorante Anchor lenght Dübellänge	Max spessore fissabile Max fixture thickness Max. Dicke des Anbauteils	Ø x L	Coppia di serraggio Installation torque Montage - Drehmoment	Chiave di serraggio Installation wrench Schraubenschlüssel
P-F35	ETA	mm. 12	mm. 60	mm. 100	mm. 45	M 10 X 100	Nm 40	mm. 17

				Calcestruzzo non fessurato - Not cracked concrete - Nicht gerissener Beton			
Art. acciaio zincato zinc flake coated steel zinklamellenbeschichtet	Profondità ancoraggio Embedment depth Effektive Verankerungstiefe	Spessore minimo Min member thicness Minimale Bauteildicke	Coppia di serraggio Installation torque Montage - Drehmoment	Carico ammissibile a trazione Permissible tensile load zulässige Zuglast	Carico ammissibile a taglio Permissible shear load zulässige	Interasse minimo Min spacing Min. Achsabstand	Distanza minima del bordo Min edge distance Min. Randabstand
P-F35	mm. 60	mm. 120	Nm 40	kN 12	kN 20	mm. 145	mm. 75

FBS 12X110+15

- Vite autolfilettante in acciaio zincato per calcestruzzo a testa esagonale, flangiata a rondella integrata
- Concrete screw, zinc plated steel. When the concrete screw is screwed into the drill hole, the thread flanks cut positively into the concrete.
- Betonschraube, galvanisch verzinkter Stahl. Beim Eindrehen der Betonschraube in das Bohrloch schneiden sich die gewindeflanken formschlüssig in den Beton ein.

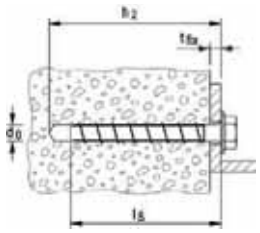

B-4000 | B-4010 | B-4050 | B-4200 | B-4300 | B-5000 | B-5500 | B-6000 | B-6250 | B-6200 | B-6220

Approvato per: Calcestruzzo non fessurato con classe di resistenza da C20/25 a C50/60. Adatto anche per: Calcestruzzo non fessurato con classe di resistenza C12/15 e C16/20. Pietra naturale compatta

Building materials approved for concrete C20/25 two 50/60, non - cracked also suitable for: concrete C12/15, and natural stone with dense structure.

Zugelassen für Beton C20/25 bis C50/60, gerissen und ungerissen Auchgeeignet für beton C12/15, Naturstein mit dichtem Gefüge

Art. acciaio zincato zinc flake coated steel zinklamellenbeschichtet	Certificazione Approval Zulassung	Ø Foro Drill Hole diameter Bohrernenn-durchmesser	Profondità foro min Drill hole depth for trhough fixings Min. Bohrlochtiefe bei Durchsteckmontage	Lunghezza vite Screw lenght chraubenlänge	Max spessore fissabile Max fixture thickness Max. Dicke des Anbauteils	Chiave di serraggio Installation wrench Installationsschlüssel	Coppia di serraggio nominale avviatore ad impulsi Nominal installation torque with electrical tool Nenndrehmoment mit elektrischem Werkzeug	Coppia di serraggio massima chiave dinamometrica Max installation torque with torque wrench Max. Einbaumoment mit Drehmomentschlüssel
FBS 12x110+15	ETA	mm. 12	mm. 120	mm. 110	mm. 10	mm. 17	Nm 450	Nm 60

				Calcestruzzo fessurato - Cracked concrete - Nicht gerissener Beton			
Art. acciaio zincato zinc flake coated steel zinklamellenbeschichtet	Profondità ancoraggio Embedment depth Effektive Verankerungstiefe	Spessore minimo Min member thicness Minimale Bauteildicke	Coppia di serraggio Installation torque Montage - Drehmoment	Carico ammissibile a trazione Permissible tensile load zulässige Zuglast	Carico ammissibile a taglio Permissible shear load zulässige	Interasse minimo Min spacing Min. Achsabstand	Distanza minima del bordo Min edge distance Min. Randabstand
FBS 12	mm. 80	mm. 150	Nm < 60	kN 12,3	kN 20	mm. 80	mm. 80
				Calcestruzzo non fessurato - Not cracked concrete - Nicht gerissener Beton			
				kN 17,2	kN 20	mm. 80	mm. 80

TA M8 T/25 S

- Tassello multiuso in acciao zincato passante con vite TE 8.8
- Heavy duty anchor with screw TE, zinc-plated steel
- Schwerlastanker mit Schraube TE, galvanisch verzinkter Stahl

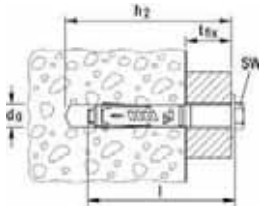

B-4000 | B-4010 | B-4050 | B-4200 | B-4300 | B-5000 | B-5500 | B-6000 | B-6250 | B-6200 | B-6220

TA M8/30 SK

- Tassello multiuso in acciao zincato passante con vite TE 8.8
- Heavy duty anchor with screw TE, zinc-plated steel
- Schwerlastanker mit Senktopf Schraube, galvanisch verzinkter Stahl

B-2500 | B-4300 | B-4500

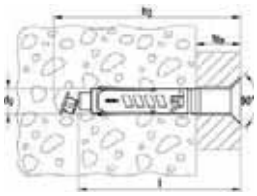

Approvato per: Calcestruzzo non fessurato con classe di resistenza da C20/25 a C50/60. Adatto anche per: Calcestruzzo non fessurato con classe di resistenza C12/15 e C16/20. Pietra naturale compatta.

Building materials approved for concrete C20/25 two 50/60, non - cracked also suitable for: concrete C12/15, and natural stone with dense structure.

Zugelassen für Beton C20/25 bis C50/60, gerissen und ungerissen Auchgeeignet für beton C12/15, Naturstein mit dichtem Gefüge.

Art. acciaio zincato zinc flake coated steel zinklamellenbeschichtet	Certificazione Approval Zulassung	Ø Foro Drill Hole diameter Bohrernenn-durchmesser	Profondità foro min Drill hole depth for trhough fixings Min. Bohrlochtiefe bei Durchsteckmontage	Lunghezza ancorante Anchor lenght Dübellänge	Max spessore fissabile Max fixture thickness Max. Dicke des Anbauteils	Ø x L	Coppia di serraggio Installation torque Montage - Drehmoment	Chiave di serraggio Installation wrench Schraubenschlüssel
TA M8 T/25 S	ETA	mm. 12	mm. 95	mm. 84	mm. 25	M 8 X 80	Nm 20	mm. 13
TA M8/30 SK	-	mm. 12	mm. 100	mm. 84	mm. 30	M 8 X 90	Nm 25	mm. 5

				Calcestruzzo non fessurato - Not cracked concrete - Nicht gerissener Beton			
Art. acciaio zincato zinc flake coated steel zinklamellenbeschichtet	Profondità ancoraggio Embedment depth Effektive Verankerungstiefe	Spessore minimo Min member thicness Minimale Bauteildicke	Coppia di serraggio Installation torque Montage - Drehmoment	Carico ammissibile a trazione Permissible tensile load zulässige Zuglast	Carico ammissibile a taglio Permissible shear load zulässige	Interasse minimo Min spacing Min. Achsabstand	Distanza minima del bordo Min edge distance Min. Randabstand
TA M8 T	mm. 45	mm. 100	Nm 20	kN 5,7	kN 6,7	mm. 90	mm. 60

- **PENSILINE**
- **CANOPIES**
- **VORDÄCHER**



B-1040
KAMPIONA 110

▶464

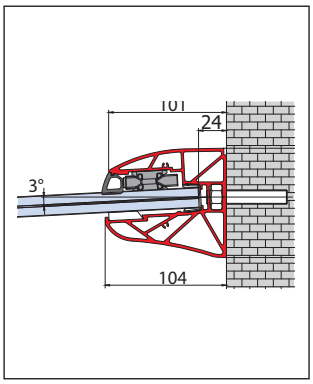

SUPPLEMENTARY PRICE LIST

B-6040
KAMPIONA 150

▶465

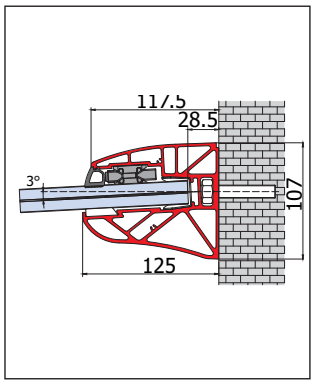

SUPPLEMENTARY PRICE LIST

B-4040
MAXIMA JOLLY PACK

▶466

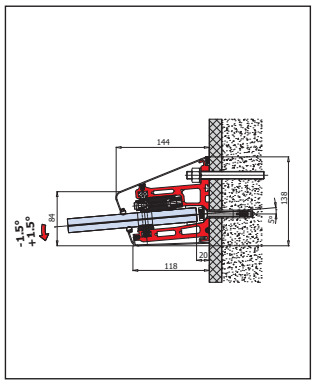

PRICE LIST 2017 ▶ **325**

PRESA PENSILINA

▶467

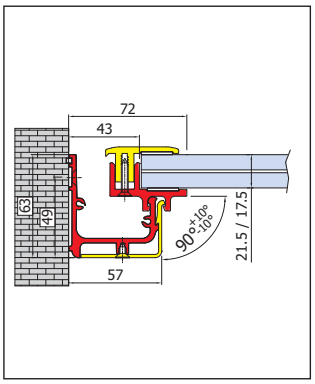

PRICE LIST 2017 ▶ **327**

TECNO PENSILINA

►467

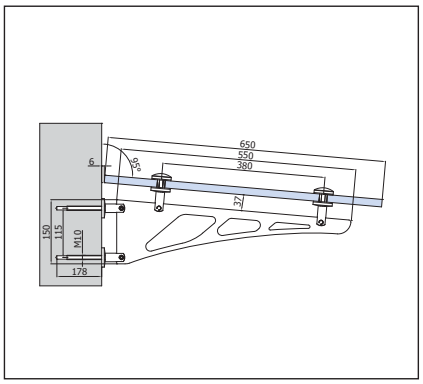

PRICE LIST 2017 ► 328

SKY / ECOSKY PENSILINA

►469

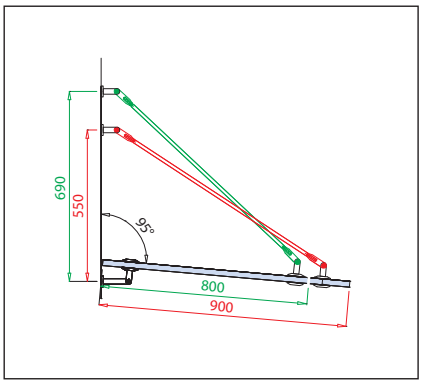

PRICE LIST 2017 ► 329

PENSILINE IN VETRO | GASS CANOPY | VORDACH SYSTEM

B-1040 KAMPIONA 110

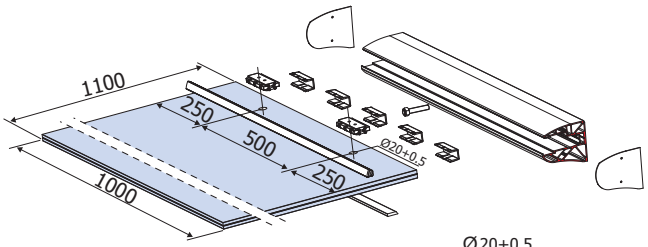

B-1040 Kit

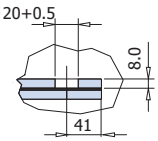

- Lavorazione vetro. Solo la lastra superiore è forata
- Glass preparation. Only the upper glass panel is drilled
- Glasbearbeitung. Nur die obere Scheibe wird gebohrt

B-1040 set 1
L=1500 mm
con/with/mit
3 Jollypack

N. 3 pz
N. 8 pz

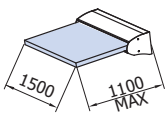

B-1040 set 2
L=2000 mm
con/with/mit
4 Jollypack

N. 4 pz
N. 10 pz

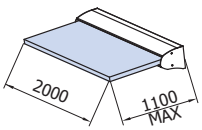

B-1040 set 3
L=3000 mm
con/with/mit
6 Jollypack

N. 6 pz
N. 15 pz

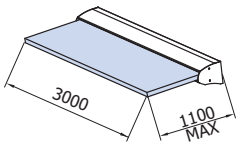

B-1040 set MIS
Tagliato a misura cliente
Custom length
Nach Mass geschnitten

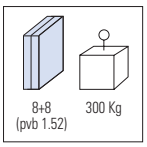

xme515 a

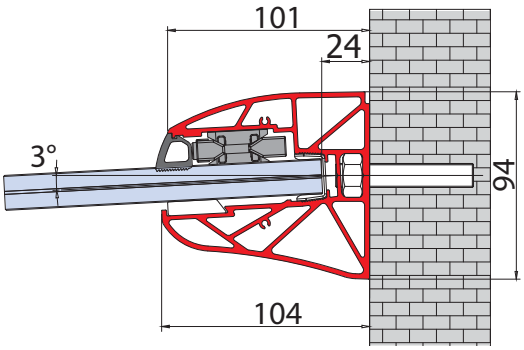

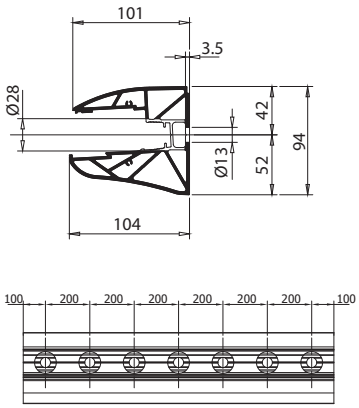

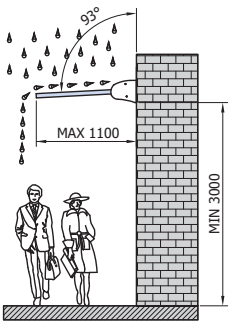

PENSILINE IN VETRO | GASS CANOPY | VORDACH SYSTEM

B-6040 KAMPIONA 150



> 1300 *
Consigliato SentryGlas®
Recommended SentryGlas®
Empfohlen SentryGlas®

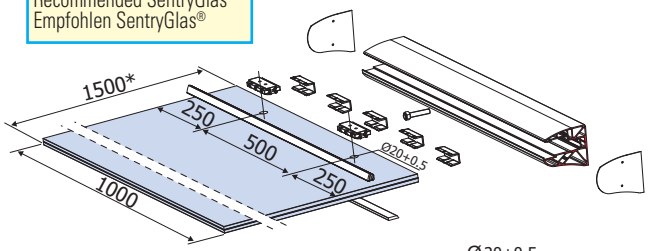

B-6040 Kit

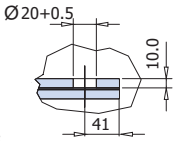

- Lavorazione vetro. Solo la lastra superiore è forata
- Glass preparation. Only the upper glass panel is drilled
- Glasbearbeitung. Nur die obere Scheibe wird gebohrt

B-6040 set 1
L=1500 mm
con/with/mit
3 Jollypack

N. 3 pz
N. 8 pz

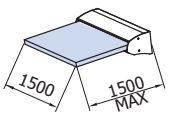

B-6040 set 2
L=2000 mm
con/with/mit
4 Jollypack

N. 4 pz
N. 10 pz

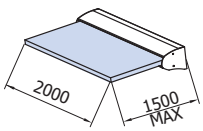

B-6040 set 3
L=3000 mm
con/with/mit
6 Jollypack

N. 6 pz
N. 15 pz

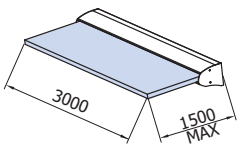

B-6040 set MIS
Tagliato a misura cliente
Custom length
Nach Mass geschnitten

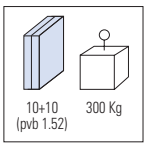

xme518

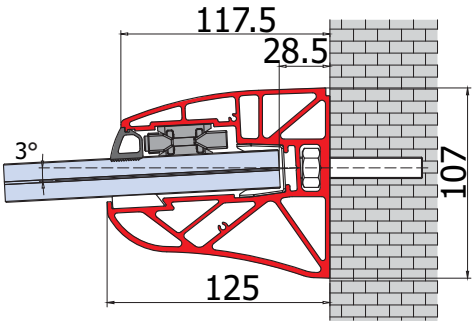

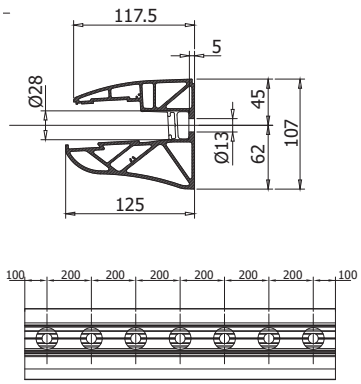

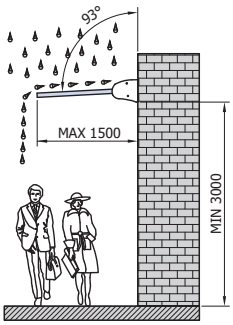

PENSILINE IN VETRO | ADJUSTABLE CANOPY | VERSTELLBARES VORDACH SYSTEM

B-4040 MAXIMA JOLLY PACK



B-4040 set 1
Jolly Pack Set 1

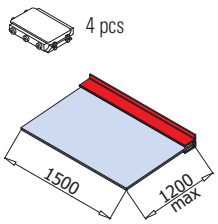

B-4040 set 2
Jolly Pack Set 2

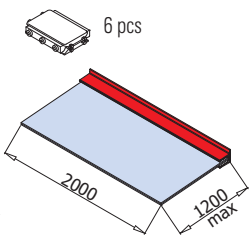

B-4040 set 3
Jolly Pack Set 3

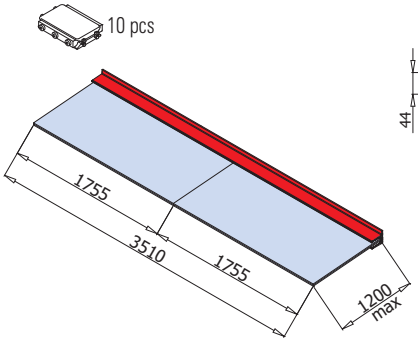

- Preparazione vetro
- Glass preparation
- Glasbearbeitung

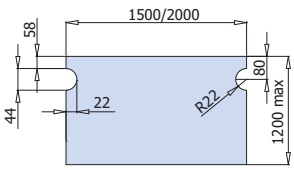

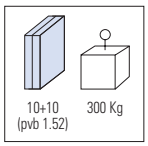

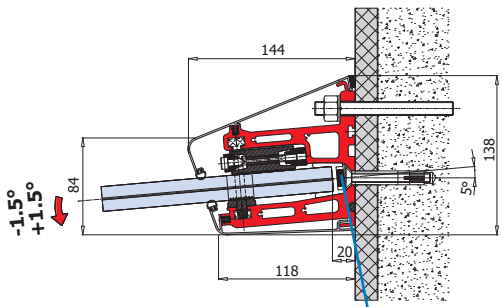

- Sede per LED 18x5 max
- Channel for LED
- Sitz für LED

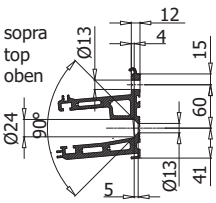

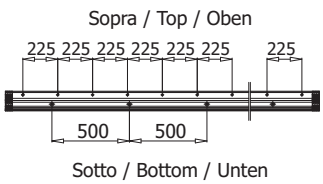

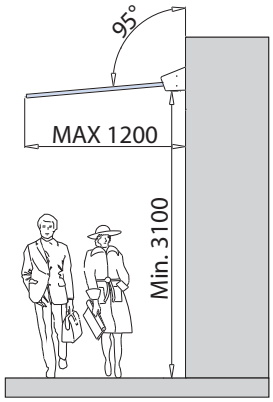

xfb037

PENSILINE IN VETRO | ADJUSTABLE CANOPY | VERSTELLBARES VORDACH SYSTEM

PRESA PENSILINA

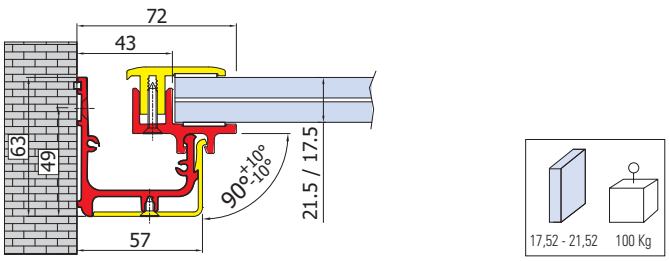

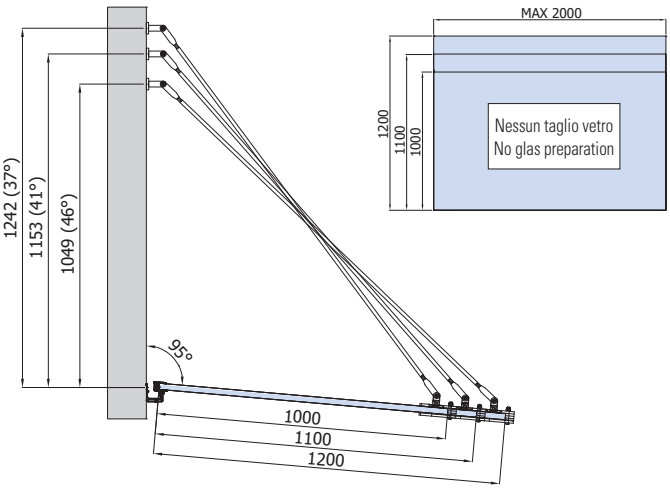

TECNO PENSILINA

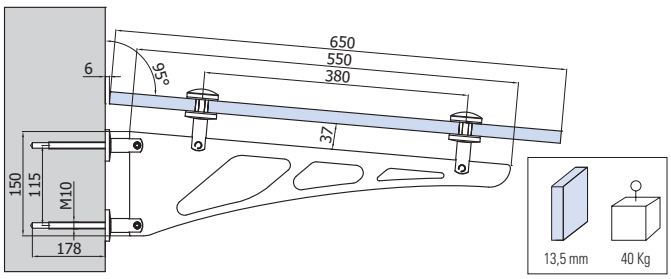

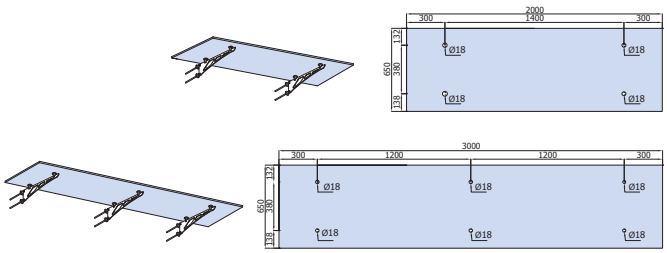

PENSILINE IN VETRO | ADJUSTABLE CANOPY | VERSTELLBARES VORDACH SYSTEM

SKY / ECOSKY PENSILINA

ECOSKY SET 1 SMALL

IX

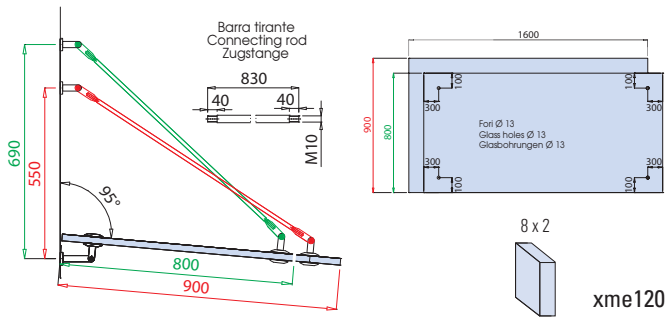

ECOSKY SET 2 SMALL

IX

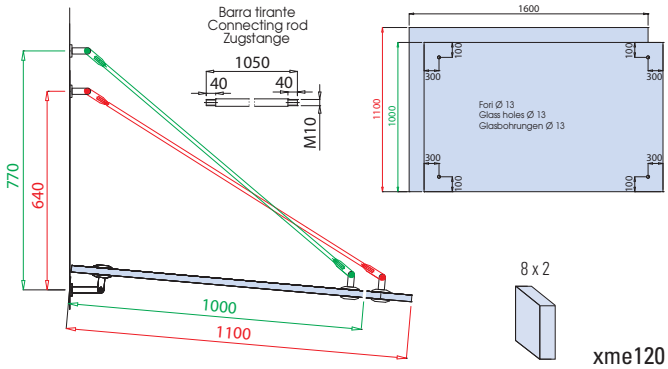

ECOSKY SET 3 MEDIUM

IX

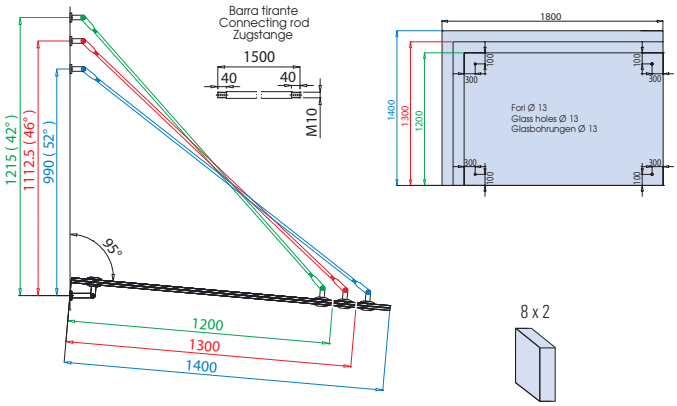

xme044

SKY M10 SET 4

IX

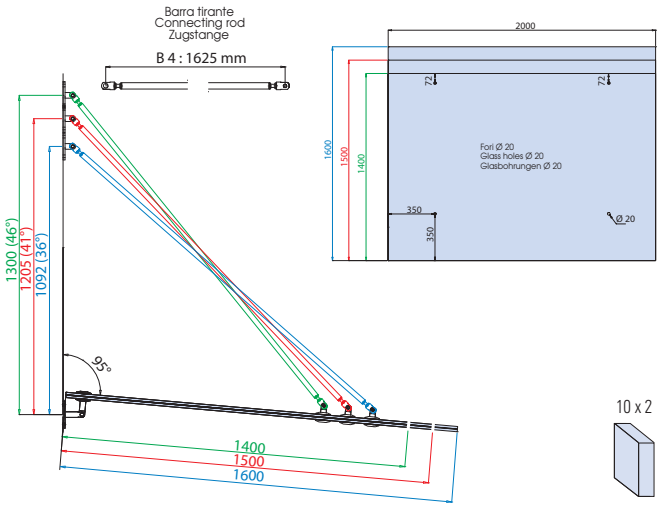

SKY M10 SET 5

IX

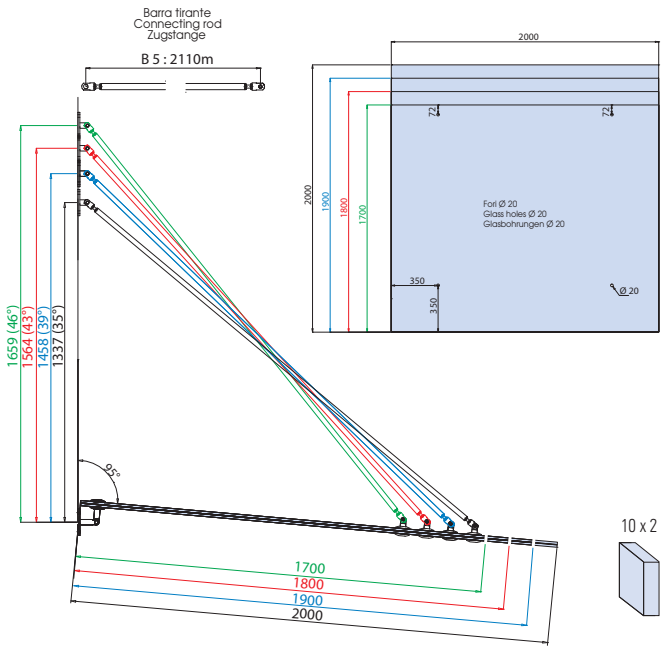

PRICE LIST 2017 ► 329

PRICE LIST 2017 ► 330

xme056-b

ES-G2083E3

- Punto di fissaggio superiore per Ecosky set 1, set 2, set 3.
- Upper fastening point for Ecosky set 1, set 2, set 3.
- Befestigugspunkt oben für Ecosky set 1, set 2, set 3.

IX

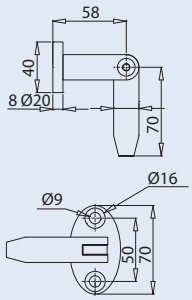

PRICE LIST 2017 ► 331

xme056

ES-G2083E2

- Fissaggio a punto Ø 58 per Ecosky set 1, set 2, set 3. Fissaggio a punto sul vetro Ø 58 mm.
- Point fitting Ø 58 for Ecosky set 1, set 2, set 3. Point fitting Ø 58 mm.
- Punkthalter Ø 58 für Ecosky set 1, set 2, set 3. Punkthalter Ø 58 mm.

IX

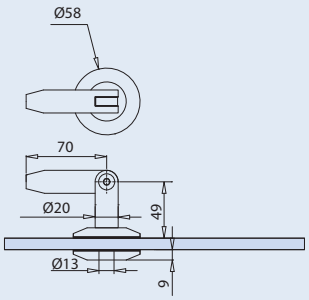

PRICE LIST 2017 ► 331

xme056

ES-G2083E1

- Punto di fissaggio inferiore per Ecosky set 1, set 2, set 3.
- Lower fastening point for Ecosky set 1, set 2, set 3.
- Befestigugspunkt unten für Ecosky set 1, set 2, set 3.

IX

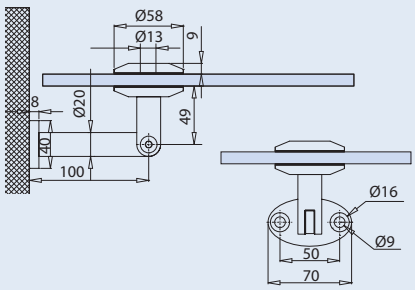

PRICE LIST 2017 ► 331

xme056

ES-G2083E - B1 (830 mm)

- Barra tirante lunghezza standard per Ecosky set 1.
- Connecting rod standard length for Ecosky set 1.
- Zugstange Lagerlänge für Ecosky set 1.

ES-G2083E - B2 (1050 mm)

- Barra tirante lunghezza standard per Ecosky set 2.
- Connecting rod standard length for Ecosky set 2.
- Zugstange Lagerlänge für Ecosky set 2.

ES-G2083E (1500 mm)

- Barra tirante lunghezza standard per Ecosky set 3.
- Connecting rod standard length for Ecosky set 3.
- Zugstange Lagerlänge für Ecosky set 3.

IX

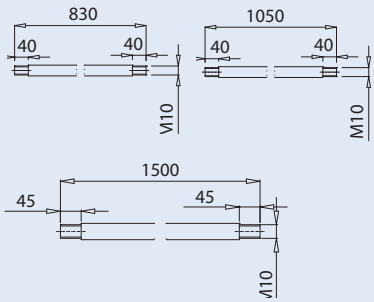

PRICE LIST 2017 ► 331

xme056

S-100

- Piastra di fissaggio superiore per Sky set 4 e set 5.
- Upper fastening plate suitable for Sky set 4, set 5.
- Befestigugsplatte oben passend für Sky set 4, set 5.

IX

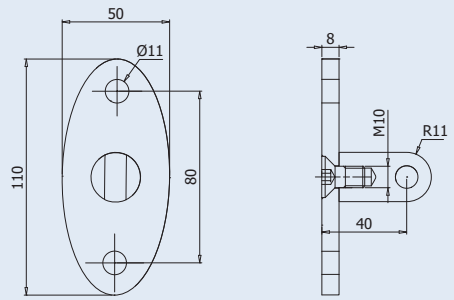

PRICE LIST 2017 ► 331

xme056c

S-102

- Fissaggio a punto Ø 80 con attacco per Sky set 4, set 5.
- Point fitting Ø 80 mm with mounting link for canopy Sky set 4, set 5.
- Punkhalter Ø 80 mm mit Lasche für Sky Vordach-Set 4, Set 5.

IX

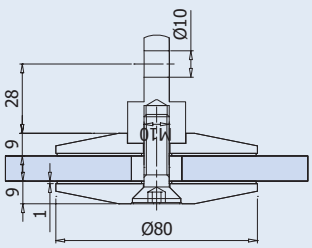

PRICE LIST 2017 ► 331

xme056c

S-104

- Piastra di fissaggio inferiore uguale per i set Sky set 4, set 5.
- Lower fastening plate suitable for Sky set 4, set 5.
- Befestigugsplatte unten passend für Sky set 4, set 5.

IX

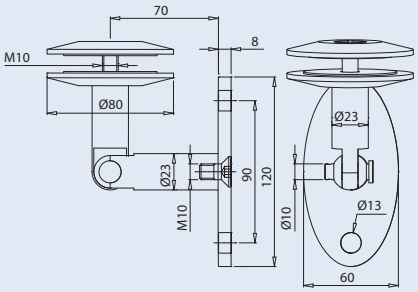

PRICE LIST 2017 ► 331

xme056c

B4-B5

- Barra tirante lunghezza standard 1625 mm (B4) 2110 mm (B5) per Sky set 4 e set 5.
- Connecting rod standard length 1625 mm (B4) 2110 mm (B5) for Sky set 4, set 5.
- Zugstange Lagerlänge 1625 mm (B4) 2110 mm (B5) mm für Sky set 4, set 5.

IX

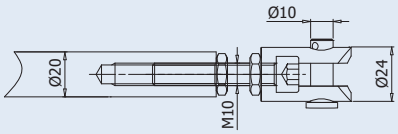

PRICE LIST 2017 ► 331

xme056c

S-105

- Piastra di fissaggio superiore con doppio aggancio.
- Upper fastening plate with 2 eye links.
- Befestigugsplatte oben mit 2 Ösen.

IX

S-106

- Punto di fissaggio a 2 vie doppio aggancio Ø 60.
- Connector for 2 fixed point fittings Ø 60.
- 2-arm Punkthalter Ø 60.

IX

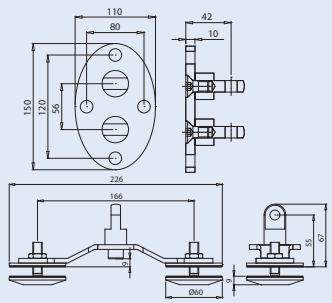

PRICE LIST 2017 ► 331

xme056c



B-4040
► 466

A SISTEMI SCORREVOLI
SLIDING DOOR SYSTEMS
SCHIEBETÜRSYSTEME 6

B BOX DOCCIA
SHOWER BOX
DUSCHKABINEN 115

C PARETI MOBILI
SLIDING WALLS
SCHIEBEWÄNDE 195

D PARETI DIVISORIE E STIPITI
PARTITION WALLS AND FRAMES
TRENNWÄNDE UND ALUMINIUMZARGEN 249

E SERRATURE E CERNIERE
LOCKS AND HINGES
SCHLÖSSER UND BÄNDER 295

F MANIGLIE MANIGLIONI POMOLI
DOORHANDLES PULLHANDLES KNOBS
TÜRGRIFFE STOSSGRIFFE KNÖPFE 343

G PORTE ESTERNE
PATCH FITTINGS
GANZGLASANLAGEN 355

H BALAUSTRE E PENSILINE
RAILING AND CANOPY SYSTEMS
GANZGLASGELÄNDER UND VORDACH SYSTEME 385

I DISTANZIALI, MORSETTI E ACCESSORI
POINT FITTINGS, CLAMPS AND ACCESSORIES
PUNKTHALTERUNGEN, KLEMMBEFESTIGUNGEN
UND ZUBEHÖR 475

- **PARAPETTI PUNTUALI**
- **RAILINGS WITH POINT FITTINGS**
- **GANZGLASGELÄNDER MIT PUNKTHALTERUNGEN**

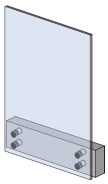

DISTANZIALI REGOLABILI

ADJUSTABLE
POINT FITTINGS

VERSTELLBARE
PUNKTHALTERUNGEN

►494

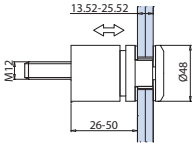

DISTANZIALI CON COLLO DI SOSTEGNO

POINT FITTINGS
WITH SUPPORT

PUNKTHALTERUNGEN
MIT HALS

►495 - 496

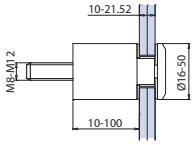

DISTANZIALI MODULABILI

MODULAR POINT FITTINGS

PUNKTHALTERUNGEN
MIT VERLÄNGERUNGEN

►496 - 497

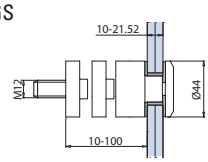

- **PUNTI DI FISSAGGIO**
- **POINT FITTINGS**
- **PUNKTHALTERUNGEN**

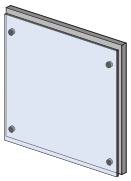

PUNTI DI FISSAGGIO CON DISTANZIALE SVASATI PER FISCHER

COUNTERSUNK
POINT FITTINGS

FLÄCHENBUNDIGE
PUNKTHALTERUNGEN

►500

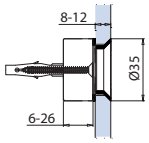

PUNTI DI FISSAGGIO TESTA PIANA PER FISCHER

POINT FITTINGS
FOR ANCHOR

PUNKTHALTERUNGEN
FÜR ANKER

►500

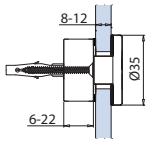

PUNTI DI FISSAGGIO SVASATI E PIANI PER BARRA FILETTATA

POINT FITTINGS
FOR THREADED BAR

PUNKTHALTERUNGEN
FÜR GEWINDESTANGE

►500

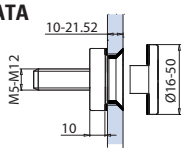

PUNTI DI FISSAGGIO PER TARGHE

POINT FITTINGS
FOR PLATES

PUNKTHALTERUNGEN
FÜR WERBESCHILD

►503

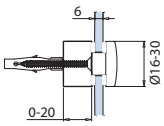

- **TAPPI DI FISSAGGIO**
- **POINT HOLDER**
- **PUNKTHALTER**

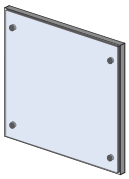

TAPPO PIANO PER VITE

POINT HOLDER
FOR SCREW

PUNKTHALTER
FÜR SCHRAUBE

►500

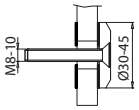

TAPPO PIANO PER BARRA FILETTATA

POINT HOLDER
FOR THREADED BAR

PUNKTHALTER
FÜR GEWINDESTANGE

►500

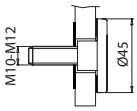

TAPPO PIANO CON COLLO PER VITE

POINT HOLTER
WITH SUPPORT FOR SCREW

PUNKTHALTER
MIT HALS FÜR SCHRAUBE

►500

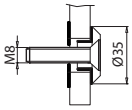

TAPPO PIANO CON COLLO PER BARRA FILETTATA

POINT HOLDER
WITH SUPPORT
FOR THREADED BAR

PUNKTHALTER
MIT HALS FÜR GEWINDESTANGE

►500

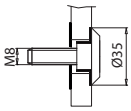

TAPPO SVASATO PER VITE

COUNTERSUNK
POINT HOLDER FOR CREW

FLÄCHENBUNDIGE
PUNKTHALTER
FÜR SCHRAUBE

►503

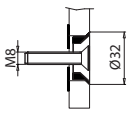

TAPPO SVASATO PER BARRA FILETTATA

COUNTERSUNK
POINT HOLDER
FOR THREADED BAR

FLÄCHENBUNDIGE
PUNKTHALTER
FÜR GEWINDESTANGE

►502

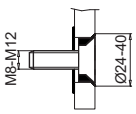

- **MORSETTI SENZA TACCA NEL VETRO**
- **CLAMPS WITHOUT GLASS PREPARATION**
- **KLEMMEN OHNE GLASBEARBEITUNG**

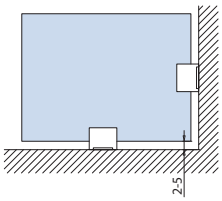

M-115/M-116/M-117

►483

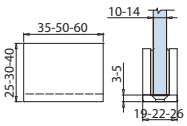

- **MORSETTI SENZA TACCA NEL VETRO PER VETRI SOLLEVATI**
- **CLAMPS WITHOUT GLASS PREPARATION FOR RAISED GLASSES**
- **KLEMMEN OHNE GLASBEARBEITUNG FÜR ANGEHOBENE GLASSCHEIBEN**

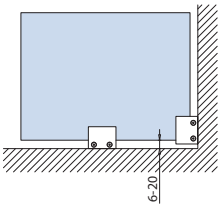

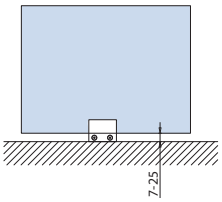

M-101/M 102/M-103 dx-sx

►480

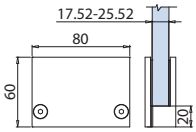

V-046/M126/V-047/V-043

►489 - 490

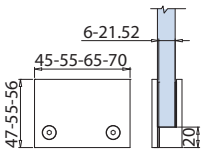

M-105/ M-106 dx-sx/ M-107/
M108dx-sx

►480 - 481

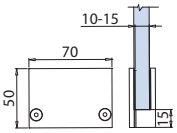

V-044/V-045/M-129

►488

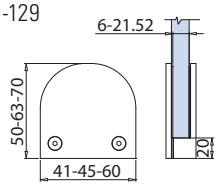

M109/M-110 dx-sx

►481 - 482

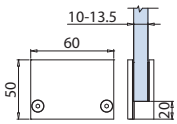

M-111/M-112

►482

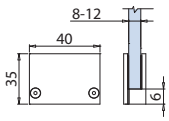

M-113

►482

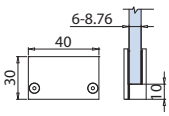

M-114

►483

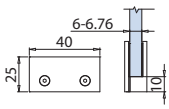

- **MORSETTI CON TACCA NEL VETRO**
- **CLAMPS WITH GLASS PREPARATION**
- **KLEMMEN MIT GLASBEARBEITUNG**

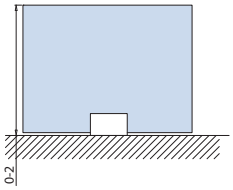

M-118/M-119/M-120
►484

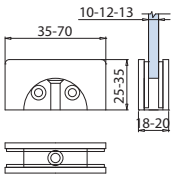

MQ-9
►484

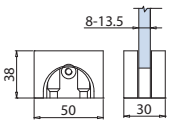

- **MORSETTI IN ZAMA E INOX PER MONTANTI TUBOLARI**
- **CLAMPS IN INOX/ZINC ALLOY FOR TUBES**
- **KLEMMEN AUS ZAMAK/EDELSTAHL FÜR ROHRE**

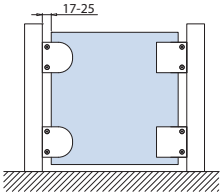

M-128/M-127/M-134
►481 - 482 - 485

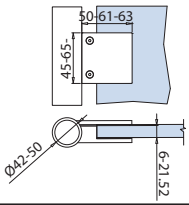

M-130-/M-130
►489

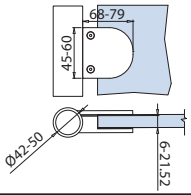

M-124/M125
►485 - 486

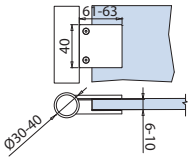

M-122
►485

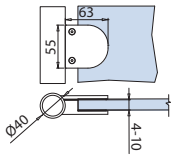

- **MORSETTI IN ZAMA E INOX PER SPESSORI VARIABILI**
- **CLAMPS IN INOX/ZINC ALLOY FOR VARIABLE THICKNESSES**
- **KLEMMEN AUS ZAMAK/EDELSTAHL FÜR VARIABLE GLASSTÄRKEN**

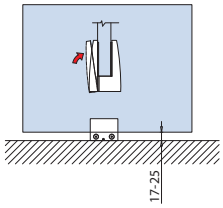

M-132/M-133
►482

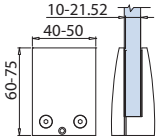

M-123
►485

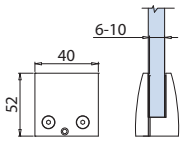

M-121
►485

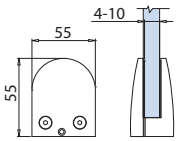

- **MORSETTI INOX VETRO-VETRO 180° E 90°**
- **CLAMPS IN INOX GLASS TO GLASS 180°, 90°**
- **KLEMMEN AUS EDELSTAHL GLAS-GLAS 180°, 90°**

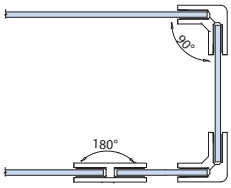

V-083-180 N / V-049-180 N

►491

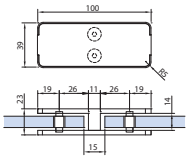

V-048-180

►488

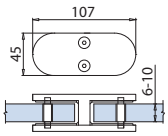

V-083-90 N

►491

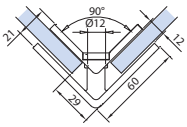

V-049-90 N

►491

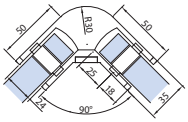

V-048-90

►489

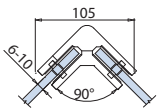

- **ACCESSORI PER SCALE**
- **GLASS STAIRS SUPPORTS**
- **GLASSTUFENHALTER**

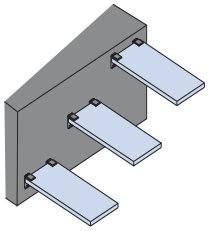

V-067 - V-081

►509
►510

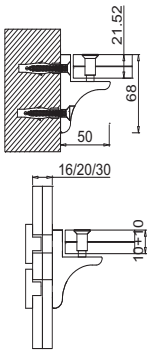

V-082/V-083

►508

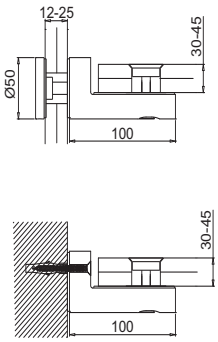

- **RAGNETTI CON FISSAGGI PUNTUALI**
- **SPIDERS WITH POINT HOLDERS**
- **SPINNEN MIT PUNKTHALTER**

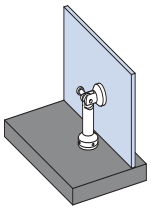

PG-145/PG-139/PG-120/PG-150

►507

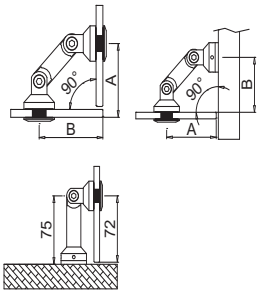

RA-101-104/RA 051-054

►505
►506
►507

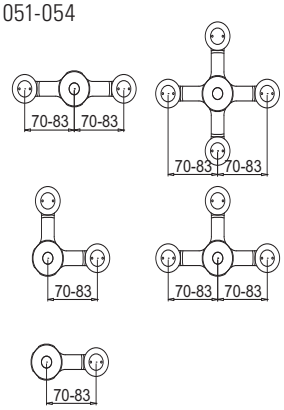

MORSETTI IN OTTONE | CLAMPS MATERIAL BRASS | KLEMMBESCHLÄGE MATERIAL MESSING

M-101

- Morsetto rettangolare in ottone regolabile 60 x 80 x 27 mm.
- Brass clamp adjustable 60 x 80 x 27 mm.
- Messing Klemme verstellbar 60 x 80 x 27 mm.

CR - NS

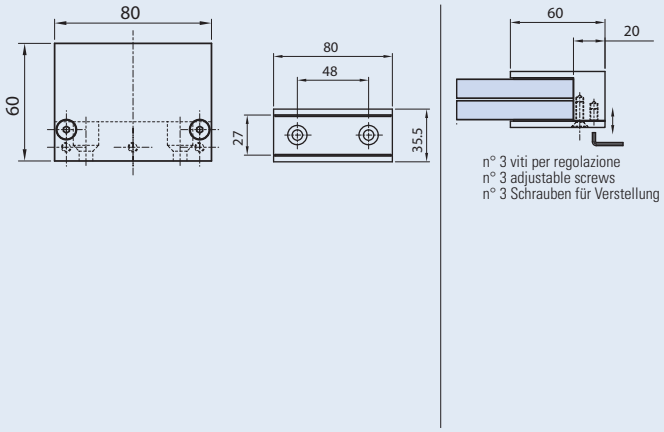

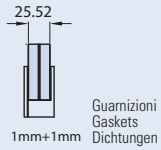

PRICE LIST 2017 ► 336 XFB-038

M-102

- Morsetto rettangolare in ottone regolabile 60 x 80 x 23 mm.
- Brass clamp adjustable 60 x 80 x 23 mm.
- Messing Klemme verstellbar 60 x 80 x 23 mm.

CR - NS

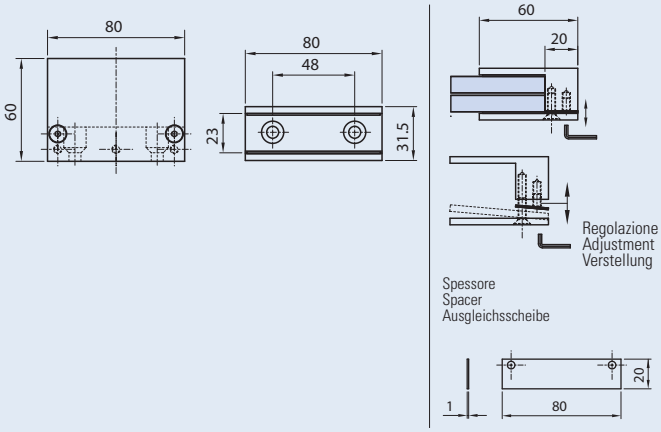

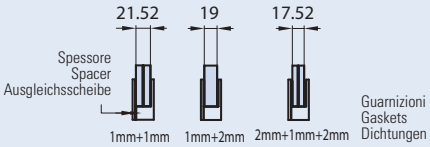

PRICE LIST 2017 ► 336 XFB-038

M-103 DX | M-103 SX

- Morsetto rettangolare in ottone chiuso regolabile 60 x 80 x 23 mm.
- Brass clamp adjustable 60 x 80 x 23 mm.
- Messing Klemme verstellbar 60 x 80 x 23 mm.

CR - NS

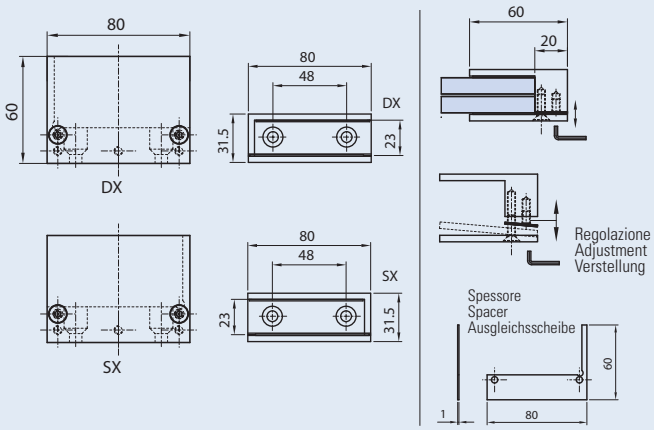

Guarnizioni | Gaskets | Dichtungen

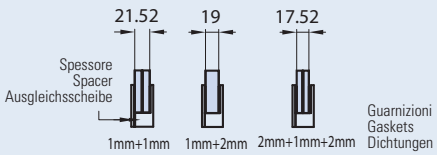

PRICE LIST 2017 ► 336 XFB-038

M-105

- Morsetto rettangolare in ottone chiuso regolabile 50 x 70 x 16,5 mm.
- Brass clamp adjustable 50 x 70 x 16,5 mm.
- Messing Klemme verstellbar 50 x 70 x 16,5 mm.

CR - NS

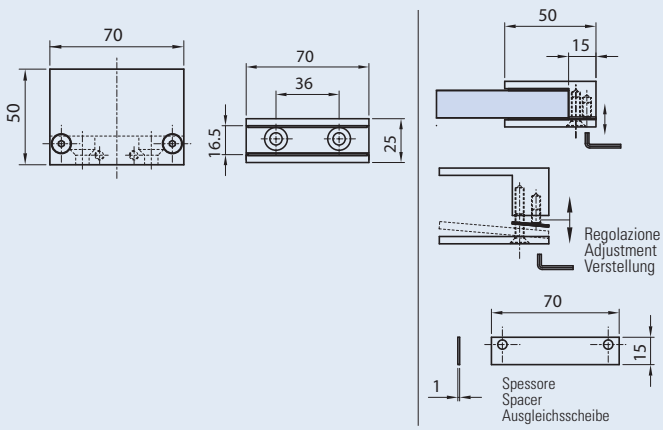

Guarnizioni | Gaskets | Dichtungen

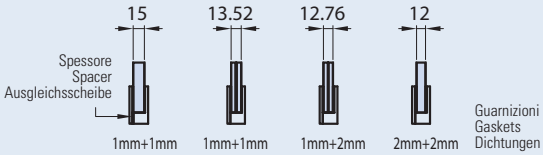

PRICE LIST 2017 ► 336 XFB-038

MORSETTI IN OTTONE | CLAMPS MATERIAL BRASS | KLEMMBESCHLÄGE MATERIAL MESSING

M-106 DX | M-106 SX

- Morsetto rettangolare in ottone chiuso regolabile 50 x 70 x 16,5 mm.
- Brass clamp adjustable 50 x 70 x 16,5 mm.
- Messing Klemme verstellbar 50 x 70 x 16,5 mm.

CR - NS

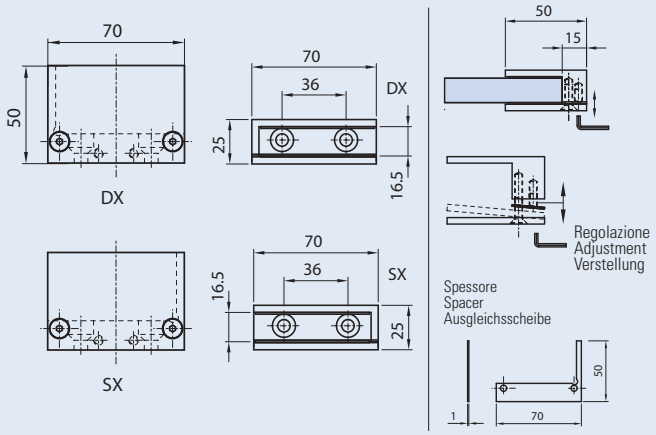

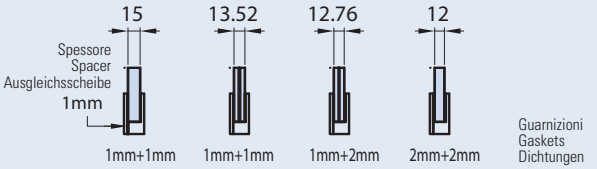

PRICE LIST 2017 ► 337

XFB-039

M-107

- Morsetto rettangolare in ottone chiuso regolabile 50 x 70 x 13,5 mm.
- Brass clamp adjustable 50 x 70 x 13,5 mm.
- Messing Klemme verstellbar 50 x 70 x 13,5 mm.

CR - NS

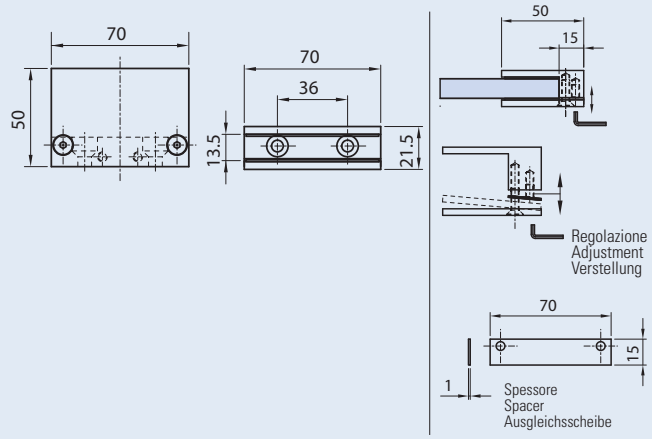

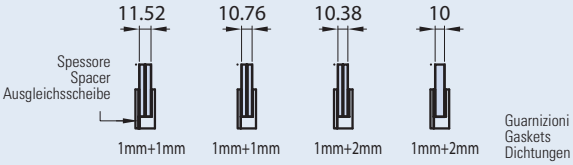

PRICE LIST 2017 ► 337

XFB-039

M-108 DX | M-108 SX

- Morsetto rettangolare in ottone chiuso regolabile 50 x 70 x 13,5 mm.
- Brass clamp adjustable 50 x 70 x 13,5 mm.
- Messing Klemme verstellbar 50 x 70 x 13,5 mm.

CR - NS

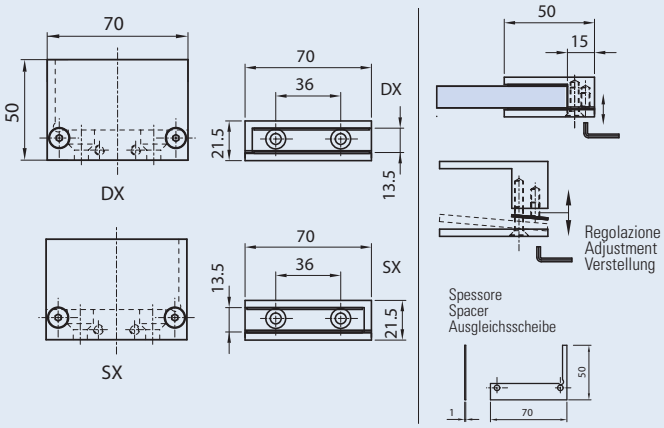

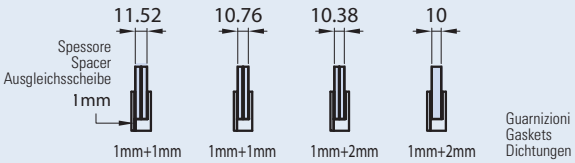

PRICE LIST 2017 ► 337

XFB-039

M-109

- Morsetto rettangolare in ottone regolabile 50 x 60 x 15,5 mm.
- Brass clamp adjustable 50 x 60 x 15,5 mm.
- Messing Klemme verstellbar 50 x 60 x 15,5 mm.

CR - NS

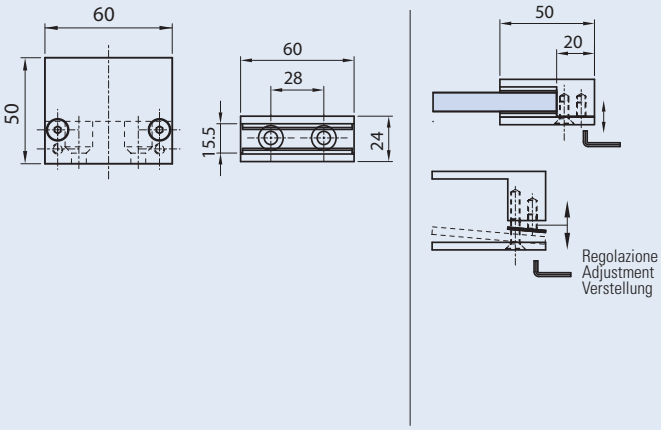

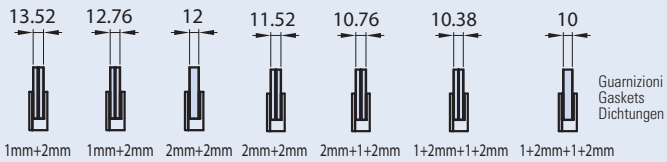

PRICE LIST 2017 ► 337

XFB-039

MORSETTI IN OTTONE | CLAMPS MATERIAL BRASS | KLEMMBESCHLÄGE MATERIAL MESSING

M-110 DX | M-110 SX

- Morsetto rettangolare in ottone chiuso regolabile 50 x 60 x 15,5 mm.
- Brass clamp adjustable 50 x 60 x 15,5 mm.
- Messing Klemme verstellbar 50 x 60 x 15,5 mm.

CR - NS

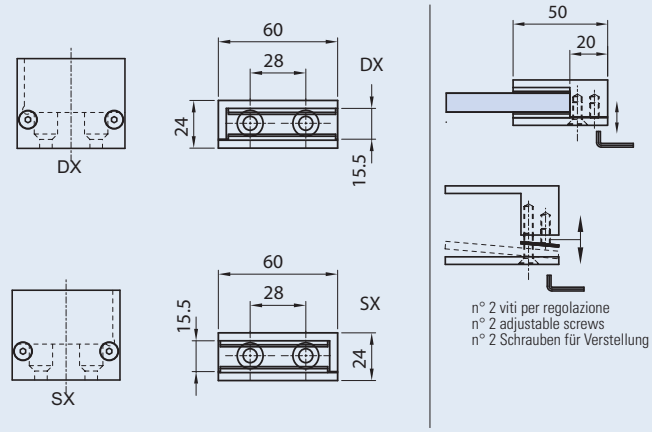

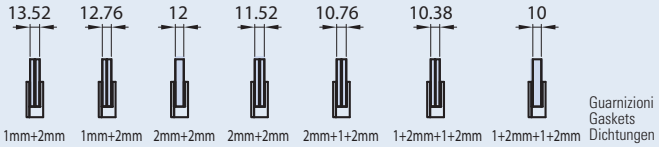

PRICE LIST 2017 ► 338

XFB-040

M-111

- Morsetto rettangolare in ottone regolabile 35 x 40 x 14 mm.
- Brass clamp adjustable 35 x 40 x 14 mm.
- Messing Klemme 35 x 40 x 14 mm.

CR - NS

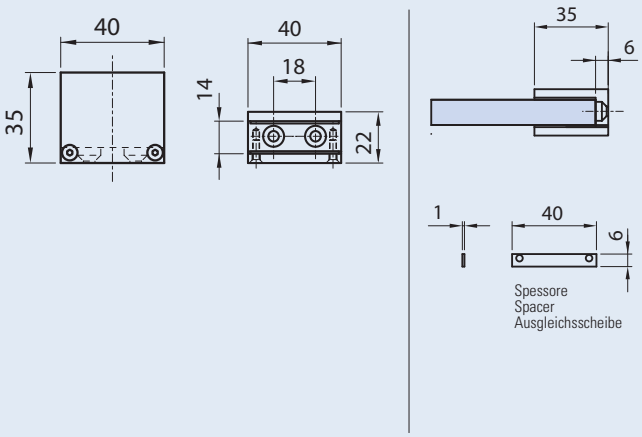

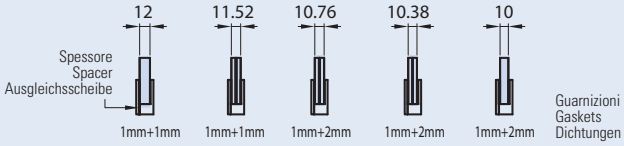

PRICE LIST 2017 ► 338

XFB-040

M-112

- Morsetto rettangolare in ottone 35 x 40 x 12 mm.
- Brass clamp 35 x 40 x 12 mm.
- Messing Klemme 35 x 40 x 12 mm.

CR - NS

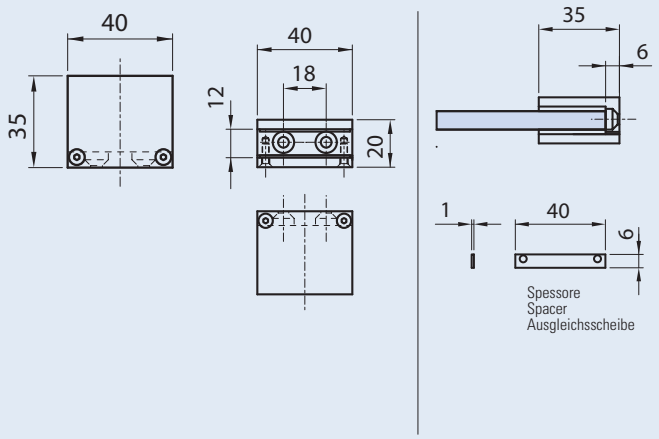

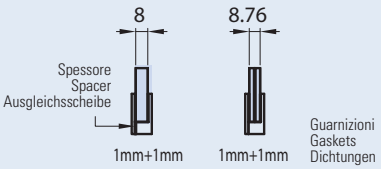

PRICE LIST 2017 ► 338

XFB-040

M-113

- Morsetto rettangolare in ottone 30 x 40 x 10 mm.
- Brass clamp 30 x 40 x 10 mm.
- Messing Klemme 30 x 40 x 10 mm.

CR - NS

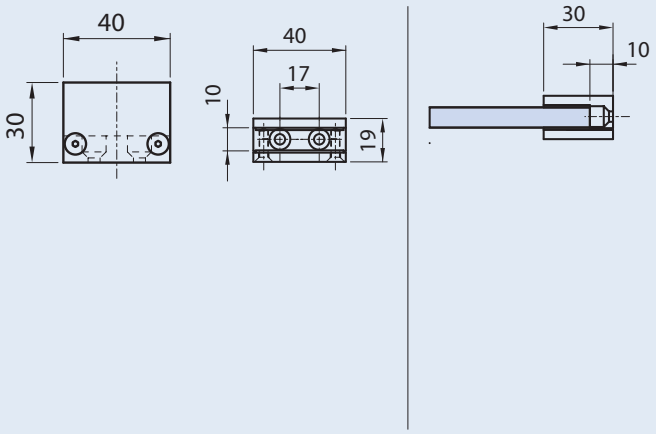

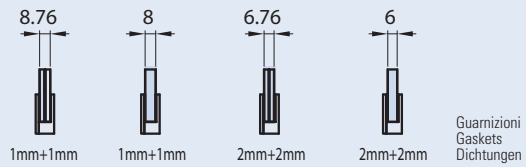

PRICE LIST 2017 ► 338

XFB-040

MORSETTI IN OTTONE | CLAMPS MATERIAL BRASS | KLEMMBESCHLÄGE MATERIAL MESSING

M-114

- Morsetto rettangolare in ottone 25 x 40 x 8 mm.
- Brass clamp 25 x 40 x 8 mm.
- Messing Klemme 25 x 40 x 8 mm.

CR - NS

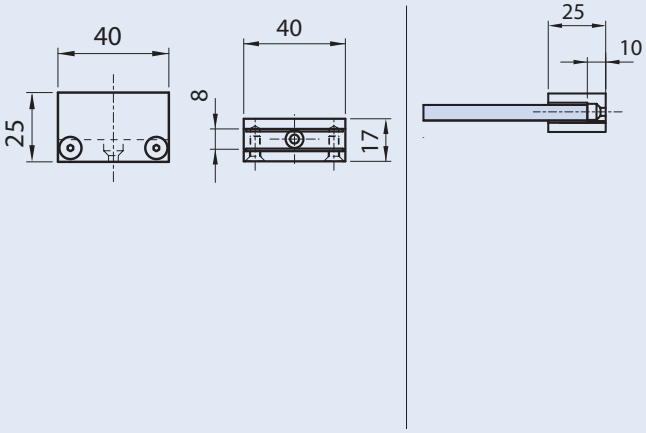

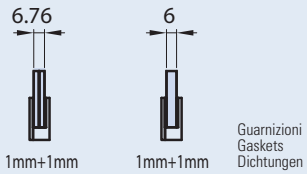

PRICE LIST 2017 ► 338 XFB-040

M-115

- Fermavetro rettangolare in ottone senza viti in vista 35 x 25 x 10 mm.
- Brass clamp 35 x 25 x 10 mm with not visible screws.
- Klemme aus Messing 35 x 25 x 10 mm mit nicht sichtbaren Schrauben.

CR - NS

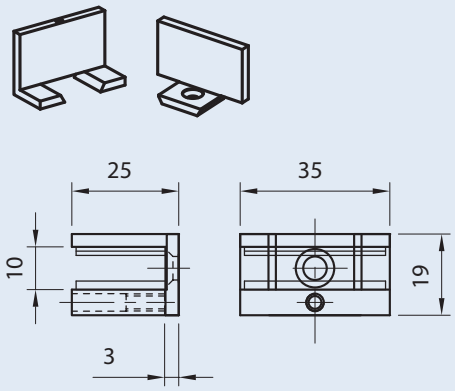

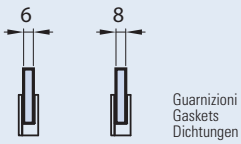

PRICE LIST 2017 ► 339 XFB-048

M-116

- Fermavetro rettangolare in ottone senza viti in vista 50 x 30 x 13,5 mm.
- Brass clamp 50 x 30 x 13,5 mm with not visible screws.
- Klemme aus Messing 50 x 30 x 13,5 mm mit nicht sichtbaren Schrauben.

CR - NS

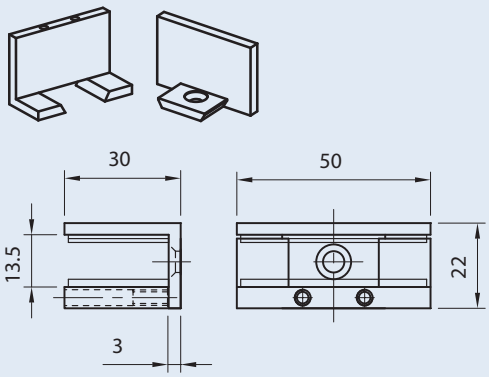

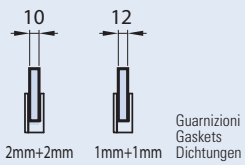

PRICE LIST 2017 ► 339 XFB-048

M-117

- Fermavetro rettangolare in ottone senza viti in vista 60 x 40 x 14 mm.
- Brass clamp 60 x 40 x 14 mm with not visible screws.
- Klemme aus Messing 60 x 40 x 14 mm mit nicht sichtbaren Schrauben.

CR - NS

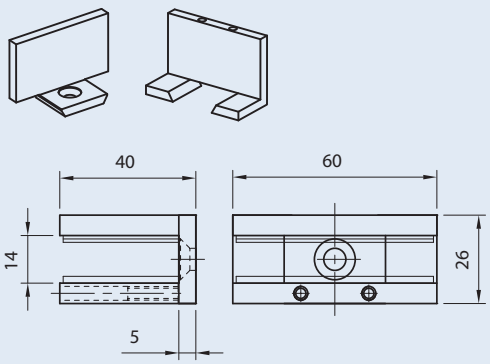

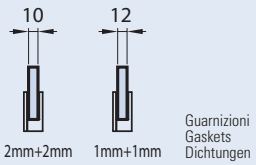

PRICE LIST 2017 ► 339 XFB-048

MORSETTI IN OTTONE | CLAMPS MATERIAL BRASS | KLEMMBESCHLÄGE MATERIAL MESSING

M-118

- Fermavetro rettangolare in ottone 70 x 35 x 13 mm.
- Brass clamp 70 x 35 x 13 mm.
- Klemme aus Messing 70 x 35 x 13 mm.

CR - NS

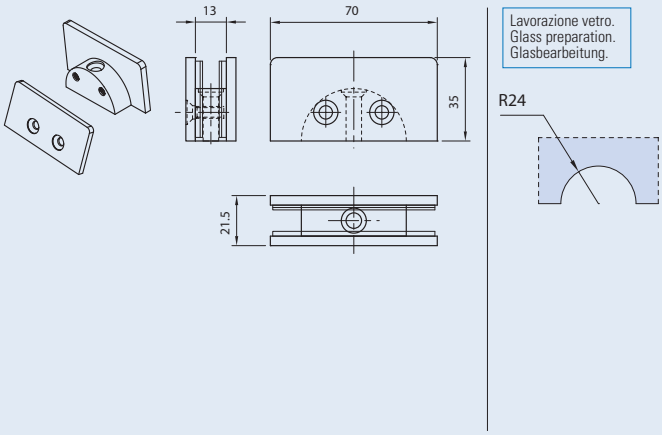

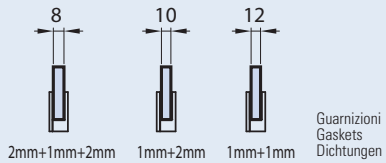

PRICE LIST 2017 ► 340

XFB-048

M-120

- Fermavetro rettangolare in ottone 35 x 25 x 10 mm.
- Brass clamp 35 x 25 x 10 mm.
- Klemme aus Messing 35 x 25 x 10 mm.

CR - NS

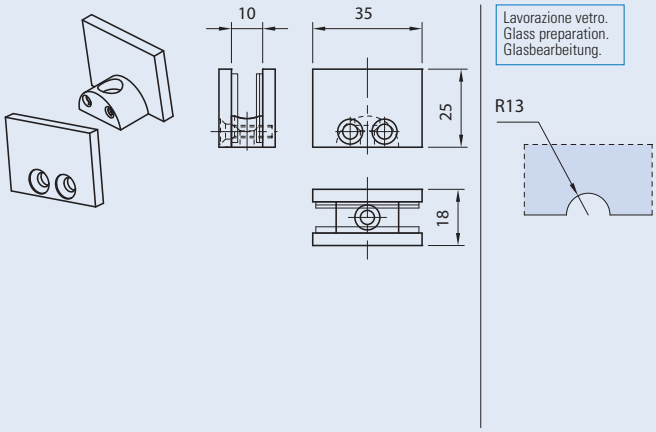

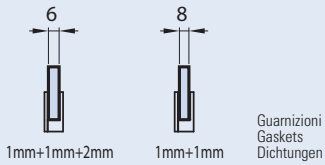

PRICE LIST 2017 ► 340

XFB-048

M-119

- Fermavetro rettangolare in ottone 35 x 25 x 12 mm.
- Brass clamp 35 x 25 x 12 mm.
- Klemme aus Messing 35 x 25 x 12 mm.

CR - NS

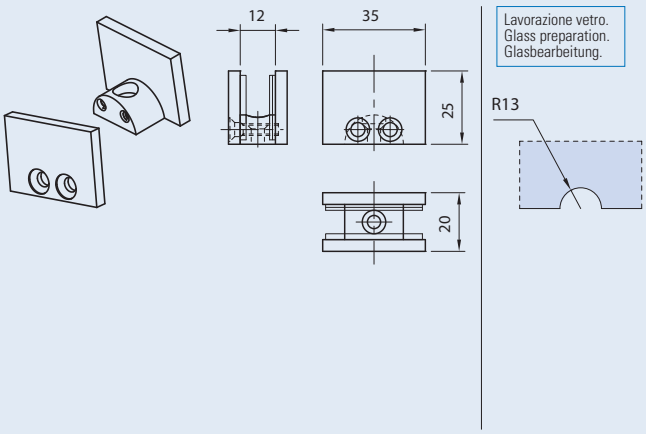

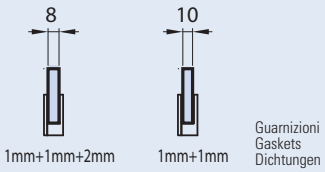

PRICE LIST 2017 ► 340

XFB-048

MQ-9

- Supporto vetro fisso.
- Wall connector.
- Wandhalter.

CR - NS

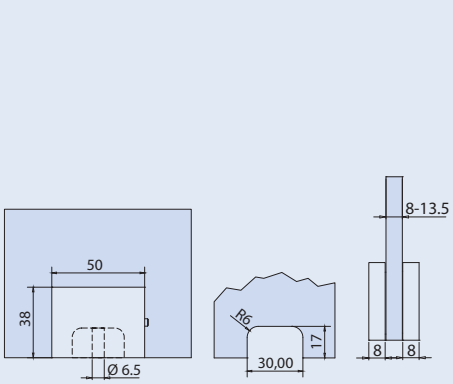

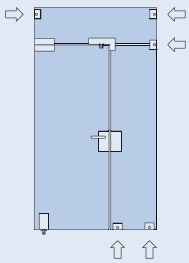

PRICE LIST 2017 ► 277

xme292-1

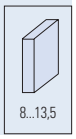

MORSETTI IN ZAMA | CLAMPS MATERIAL ZINC ALLOY | KLEMMBESCHLÄGE MATERIAL ZAMAK

M-121

- Morsetto fermavetro in zama 55 x 55 x 7,5 mm.
- Clamp zinc alloy 55 x 55 x 7,5 mm.
- Klemme aus Zamak 55 x 55 x 7,5 mm.

CR - CP

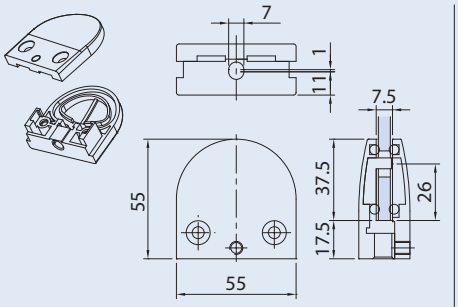

Lavorazione vetro **optional** per perno di sicurezza.
Glass preparation **optional** for safety pin.
Glasbearbeitung **optional** für Sicherheitsstift.

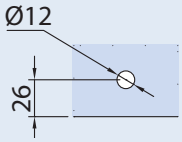

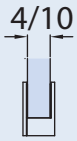

PRICE LIST 2017 ► 341 XFB-047

M-122

- Morsetto fermavetro in zama 55 x 64 x 7,5 mm per tubolare Ø 40 mm.
- Clamp zinc alloy 55 x 64 x 7,5 mm for tube Ø 40 mm.
- Klemme aus Zamak 55 x 64 x 7,5 mm für Rohr Ø 40 mm.

CR - CP

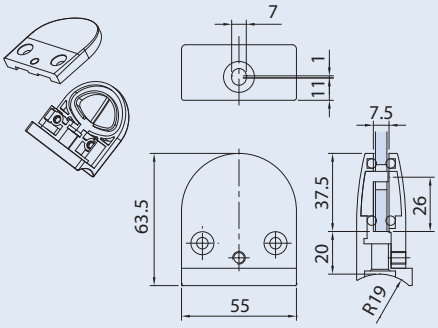

Lavorazione vetro **optional** per perno di sicurezza.
Glass preparation **optional** for safety pin.
Glasbearbeitung **optional** für Sicherheitsstift.

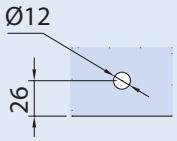

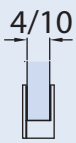

PRICE LIST 2017 ► 341 XFB-047

M-123

- Morsetto fermavetro in zama 40 x 52 x 9,5 mm.
- Clamp zinc alloy 40 x 52 x 9,5 mm.
- Klemme aus Zamak 40 x 52 x 9,5 mm.

CR - CP

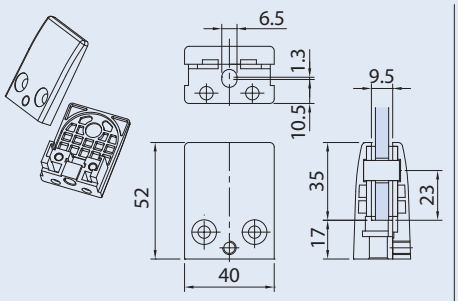

Lavorazione vetro **optional** per perno di sicurezza.
Glass preparation **optional** for safety pin.
Glasbearbeitung **optional** für Sicherheitsstift.

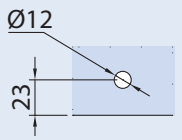

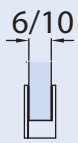

PRICE LIST 2017 ► 341 XFB-047

M-124

- Morsetto fermavetro in zama 40 x 63 x 9,5 mm per tubolare Ø 30 mm.
- Clamp zinc alloy 40 x 63 x 9,5 mm for tube Ø 30 mm.
- Klemme aus Zamak 40 x 63 x 9,5 mm für Rohr Ø 30 mm.

CR - CP

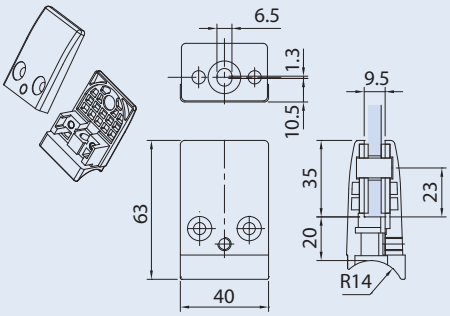

Lavorazione vetro **optional** per perno di sicurezza.
Glass preparation **optional** for safety pin.
Glasbearbeitung **optional** für Sicherheitsstift.

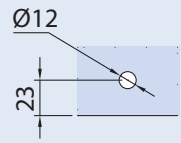

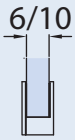

PRICE LIST 2017 ► 341 XFB-047

MORSETTI IN ZAMA | CLAMPS MATERIAL ZINC ALLOY | KLEMMBESCHLÄGE MATERIAL ZAMAK

M-125

- Morsetto fermavetro in zama 40 x 61 x 9,5 mm per tubolare Ø 40 mm.
- Clamp zinc alloy 40 x 61 x 9,5 mm for tube Ø 40 mm.
- Klemme aus Zamak 40 x 61 x 9,5 mm für Rohr Ø 40 mm.

CR - CP

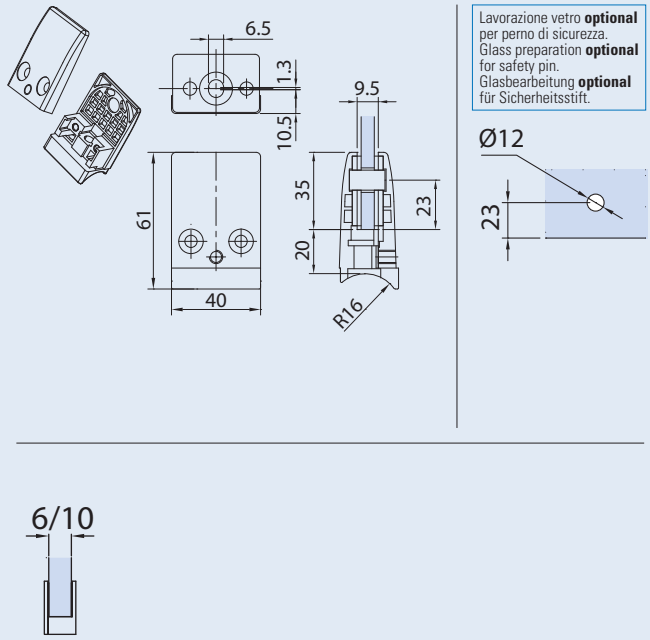

Lavorazione vetro **optional** per perno di sicurezza.
Glass preparation **optional** for safety pin.
Glasbearbeitung **optional** für Sicherheitsstift.

PRICE LIST 2017 ► 341

XFB-047

MORSETTI IN ACCIAIO INOX AISI 316 | CLAMPS MATERIAL STAINLESS STEEL AISI 316 KLEMMBESCHLÄGE MATERIAL EDELSTAHL AISI 316

V-044

- Morsetto fermavetro in acciaio inox AISI 316, 41 x 50 x 12 mm.
- Clamp stainless steel AISI 316, 41 x 50 x 12 mm.
- Klemme aus Edelstahl AISI 316, 41 x 50 x 12 mm.

IX

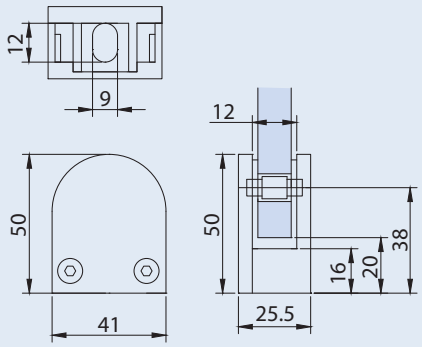

Lavorazione vetro **optional** per perno di sicurezza.
Glass preparation **optional** for safety pin.
Glasbearbeitung **optional** für Sicherheitsstift.

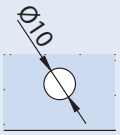

6-8-10

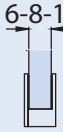

PRICE LIST 2017 ► 342

xme377-A

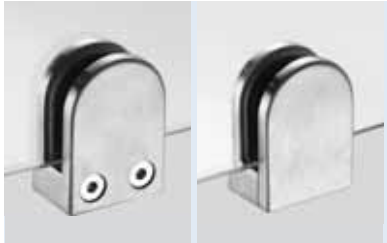

V-045

- Morsetto fermavetro in acciaio inox AISI 316, 45 x 63 x 14 mm.
- Clamp stainless steel AISI 316, 45 x 63 x 14 mm.
- Klemme aus Edelstahl AISI 316, 45 x 63 x 14 mm.

IX

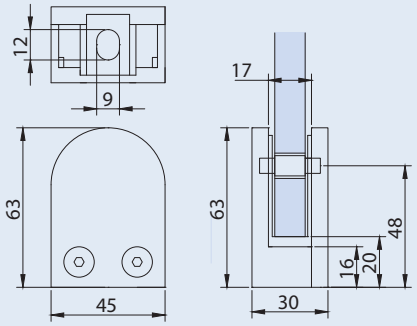

Lavorazione vetro **optional** per perno di sicurezza.
Glass preparation **optional** for safety pin.
Glasbearbeitung **optional** für Sicherheitsstift.

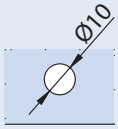

10,76-11,52
12-12,76

PRICE LIST 2017 ► 342

xme377-A

M-129

- Morsetto per vetro in acciaio AISI 316 mm. 70 x 60
- Clamp stainless steel AISI 316 mm. 70 x 60
- Klemme aus Edelstahl AISI 316 mm. 70 x 60

IX - IL

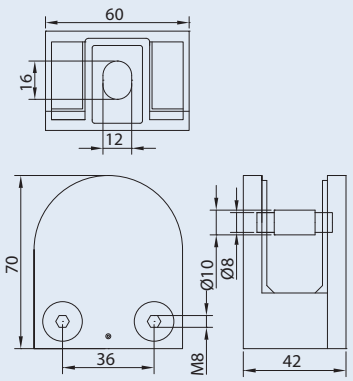

Lavorazione vetro **optional** per perno di sicurezza.
Glass preparation **optional** for safety pin.
Glasbearbeitung **optional** für Sicherheitsstift.

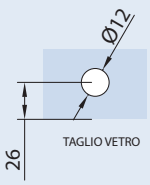

17.52-21.52

PRICE LIST 2017 ► 342

xme377-d

V-048-180

- Morsetto vetro-vetro 180° in acciaio inox AISI 316, 107 x 44 mm.
- Clamp glass-glass 180° stainless steel AISI 316, 107 x 44 mm.
- Klemme Glas-Glas 180° aus Edelstahl AISI 316, 107 x 44 mm.

IX

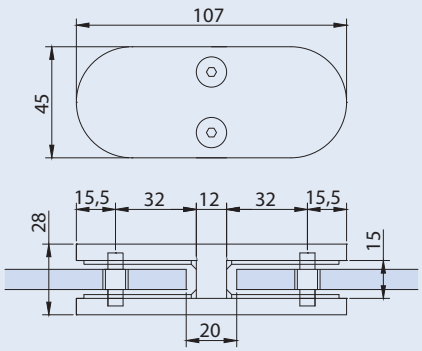

Lavorazione vetro **optional** per perno di sicurezza.
Glass preparation **optional** for safety pin.
Glasbearbeitung **optional** für Sicherheitsstift.

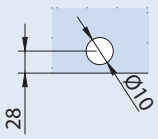

6-8-10

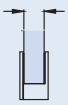

PRICE LIST 2017 ► 342

xme377-C

MORSETTI IN ACCIAIO INOX AISI 316 | CLAMPS MATERIAL STAINLESS STEEL AISI 316 KLEMMBESCHLÄGE MATERIAL EDELSTAHL AISI 316

V-048-90

- Morsetto vetro-vetro 90° in acciaio inox AISI 316, 74 x 45 mm.
- Clamp glass-glass 90° stainless steel AISI 316, 74 x 45 mm.
- Klemme Glas-Glas 90° aus Edelstahl AISI 316, 74 x 45 mm.

IX

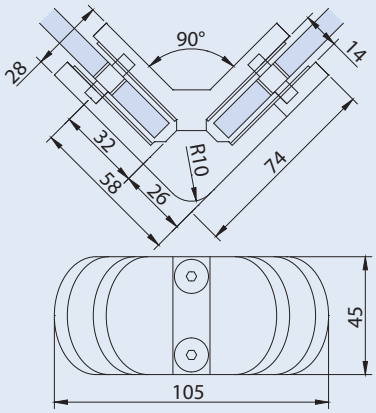

Lavorazione vetro **optional**
per perno di sicurezza.
Glass preparation **optional**
for safety pin.
Glasbearbeitung **optional**
für Sicherheitsstift.

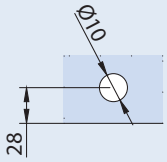

6-8-10

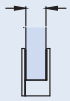

PRICE LIST 2017 ► 342

xme377-C

M-130

- Morsetto fermavetro mm.60 x 80 in acciaio AISI 316 per tubolare D. 50
- Clamp mm.60 x 80 stainless steel AISI 316 for tube D.50
- Klemme 60 x 80 mm aus Edelstahl AISI 316 für Rohr D.50

IX - IL

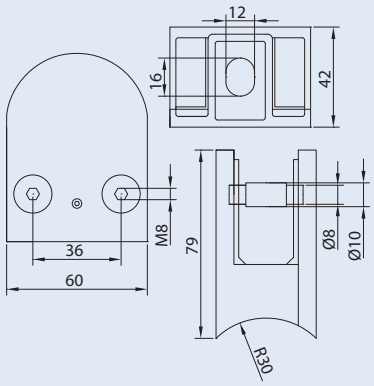

Lavorazione vetro **optional**
per perno di sicurezza.
Glass preparation **optional**
for safety pin.
Glasbearbeitung **optional**
für Sicherheitsstift.

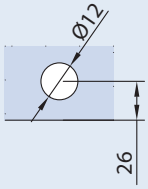

7.52-21.52

PRICE LIST 2017 ► 343

xme377-e

M-131

- Morsetto fermavetro mm.68 x 45 in acciaio AISI 316 per tubolare D. 42
- Clamp mm.68 x 45 stainless steel AISI 316 for tube D.42
- Klemme 68 x 45 mm aus Edelstahl AISI 316 für Rohr D.42

IX - IL

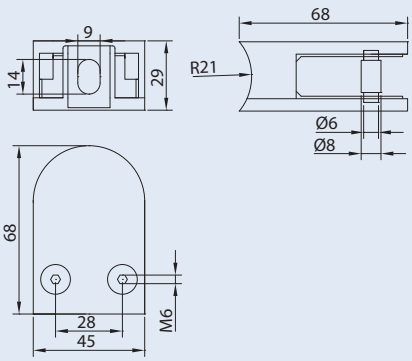

Lavorazione vetro **optional**
per perno di sicurezza.
Glass preparation **optional**
for safety pin.
Glasbearbeitung **optional**
für Sicherheitsstift.

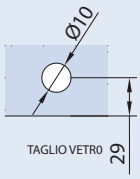

6-12.76

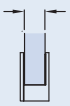

PRICE LIST 2017 ► 343

xme377-e

V-046

- Morsetto fermavetro in acciaio inox AISI 316, 47 x 47 x 12 mm.
- Clamp stainless steel AISI 316, 47 x 47 x 12 mm.
- Klemme aus Edelstahl AISI 316, 47 x 47 x 12 mm.

IX

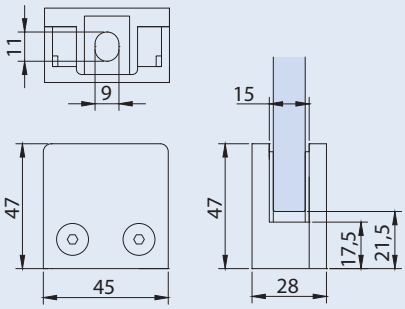

Lavorazione vetro **optional**
per perno di sicurezza.
Glass preparation **optional**
for safety pin.
Glasbearbeitung **optional**
für Sicherheitsstift.

6-8-10

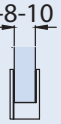

PRICE LIST 2017 ► 343

xme377-A

MORSETTI IN ACCIAIO INOX AISI 316 | CLAMPS MATERIAL STAINLESS STEEL AISI 316 KLEMMBESCHLÄGE MATERIAL EDELSTAHL AISI 316

M-126

- Morsetto fermavetro in acciaio inox AISI 316 mm. 55 x 55
- Clamp stainless steel AISI 316 mm. 55 x 55
- Klemme aus Edelstahl AISI 316 mm. 55 x 55

IX - IL

Lavorazione vetro **optional** per perno di sicurezza.
Glass preparation **optional** for safety pin.
Glasbearbeitung **optional** für Sicherheitsstift.

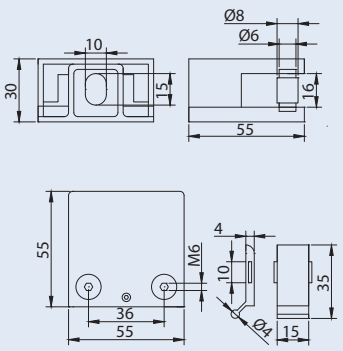

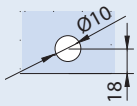

8-10-11,52-13,52

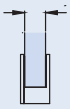

PRICE LIST 2017 ► 343

xme377-c

V-047

- Morsetto fermavetro in acciaio inox AISI 316, 70 x 55 x 18 mm inclusa piastra per la chiusura del morsetto.
- Clamp stainless steel AISI 316, 70 x 55 x 18 mm included optional plate.
- Klemme aus Edelstahl AISI 316, 70 x 55 x 18 mm inkl. Optional Platte.

IX

Lavorazione vetro **optional** per perno di sicurezza.
Glass preparation **optional** for safety pin.
Glasbearbeitung **optional** für Sicherheitsstift.

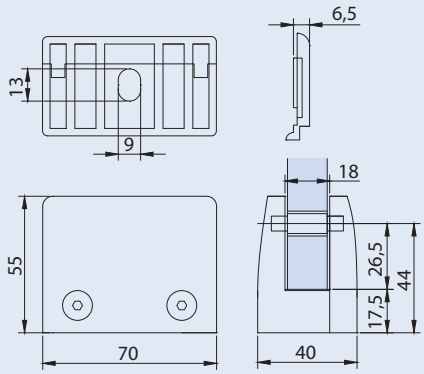

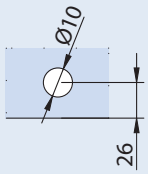

12-12,76
16,76-17,52

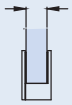

PRICE LIST 2017 ► 343

xme377-A

V-043

- Morsetto fermavetro in acciaio inox AISI 316, 65 x 65 mm, inclusa piastra per la chiusura del morsetto.
- Clamp stainless steel AISI 316, 65 x 65 mm, included optional plate.
- Klemme aus Edelstahl AISI 316, 65 x 65 mm, inkl. Optional Platte.

IX - IL

Lavorazione vetro **optional** per perno di sicurezza.
Glass preparation **optional** for safety pin.
Glasbearbeitung **optional** für Sicherheitsstift.

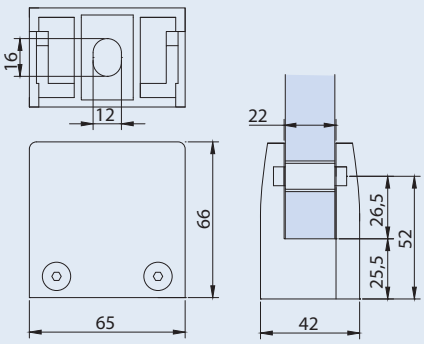

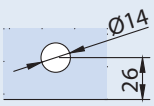

17,52-21,52

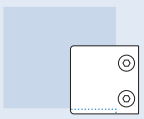

Incluso
Included
Inkl.

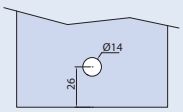

Optional

PRICE LIST 2017 ► 344

xme377-B

V-083-180 N

- Morsetto vetro-vetro 180° in acciaio inox AISI 316, 100 x 39 mm.
- Clamp glass-glass 180° stainless steel AISI 316, 100 x 39 mm.
- Klemme Glas-Glas 180° aus Edelstahl AISI 316, 100 x 39 mm.

IX - IL

Lavorazione vetro **optional** per perno di sicurezza.
Glass preparation **optional** for safety pin.
Glasbearbeitung **optional** für Sicherheitsstift.

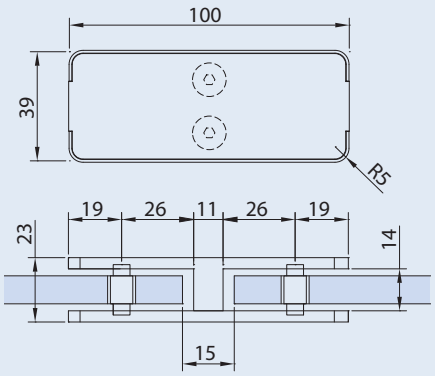

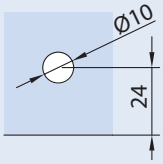

8/12

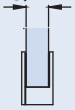

- Verificare disponibilità.
- To verify availability.
- Verfügbarkeit überprüfen.

PRICE LIST 2017 ► 344

xme377-B

MORSETTI IN ACCIAIO INOX AISI 316 | CLAMPS MATERIAL STAINLESS STEEL AISI 316 KLEMMBESCHLÄGE MATERIAL EDELSTAHL AISI 316

V-083-90 N

- Morsetto vetro-vetro 90° in acciaio inox AISI 316, 60 x 39 mm.
- Clamp glass-glass 90°stainless steel AISI 316, 60 x 39 mm.
- Klemme Glas-Glas 90° aus Edelstahl AISI 316, 60 x 39 mm.

IX - IL

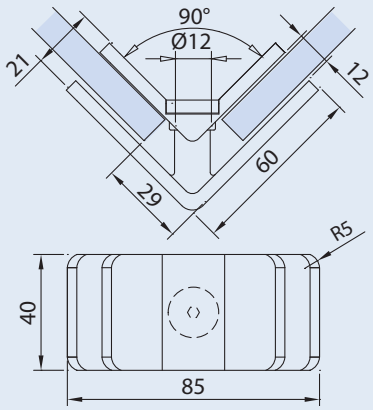

8/12

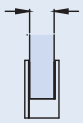

- Verificare disponibilità.
- To verify availability.
- Verfügbarkeit überprüfen.

PRICE LIST 2017 ► 344

xme377-C

V-049-180 N

- Morsetto vetro-vetro 180° in acciaio inox AISI 316, 100 x 50 mm.
- Clamp glass-glass 180° stainless steel AISI 316, 100 x 50 mm.
- Klemme Glas-Glas 180° aus Edelstahl AISI 316, 100 x 50 mm.

IX - IL

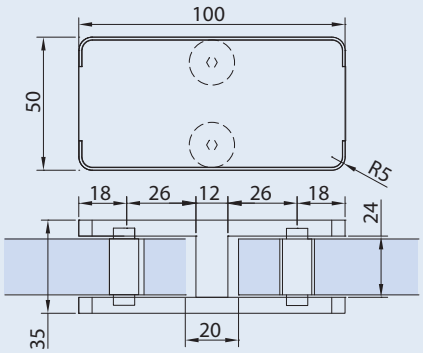

Lavorazione vetro **optional** per perno di sicurezza.
Glass preparation **optional** for safety pin.
Glasbearbeitung **optional** für Sicherheitsstift.

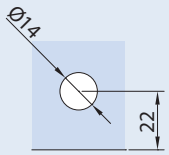

17,52-21,52

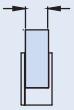

- Verificare disponibilità.
- To verify availability.
- Verfügbarkeit überprüfen.

PRICE LIST 2017 ► 344

xme377-B

V-049-90 N

- Morsetto vetro-vetro 90° in acciaio inox AISI 316, 112 x 49 mm.
- Clamp glass-glass 90° stainless steel AISI 316, 112 x 49 mm.
- Klemme Glas-Glas 90° aus Edelstahl AISI 316, 112 x 49 mm.

IX - IL

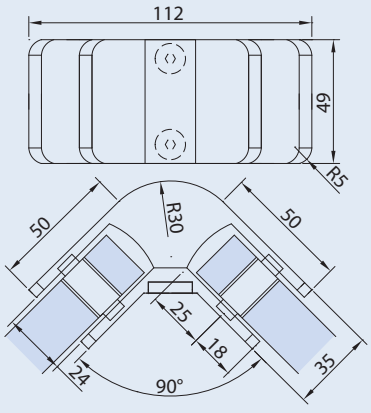

Lavorazione vetro **optional** per perno di sicurezza.
Glass preparation **optional** for safety pin.
Glasbearbeitung **optional** für Sicherheitsstift.

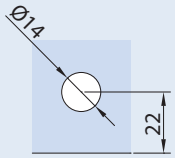

17,52-21,52

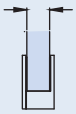

- Verificare disponibilità.
- To verify availability.
- Verfügbarkeit überprüfen.

PRICE LIST 2017 ► 344

xme377-B

M-128

- Morsetto fermavetro mm.45 x 50 in acciaio AISI 316 per tubolare D. 42
- Clamp mm.45 x 50 stainless steel AISI 316 for tube D.42
- Klemme 45 x 50 mm aus Edelstahl AISI 316 für Rohr D.42

IX - IL

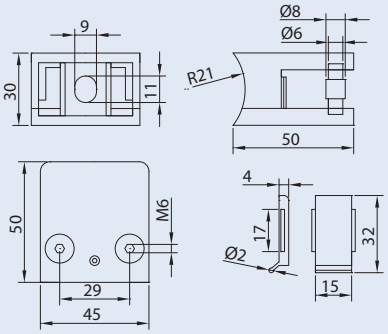

Lavorazione vetro **optional** per perno di sicurezza.
Glass preparation **optional** for safety pin.
Glasbearbeitung **optional** für Sicherheitsstift.

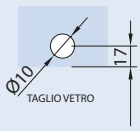

6-8-10

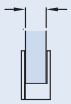

PRICE LIST 2017 ► 345

xme377-d

MORSETTI IN ACCIAIO INOX AISI 316 | CLAMPS MATERIAL STAINLESS STEEL AISI 316 KLEMMBESCHLÄGE MATERIAL EDELSTAHL AISI 316

M-127

- Morsetto fermavetro mm.61 x 55 in acciaio AISI 316 per tubolare D. 42
- Clamp mm.61 x 55 stainless steel AISI 316 for tube D.42
- Klemme 61 x 55 mm aus Edelstahl AISI 316 für Rohr D.42

IX - IL

Lavorazione vetro **optional** per perno di sicurezza.
Glass preparation **optional** for safety pin.
Glasbearbeitung **optional** für Sicherheitsstift.

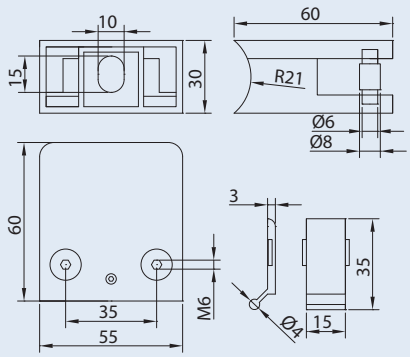

8-10-11,52-13,52

PRICE LIST 2017 ► 345

xme377-d

M-134

- Morsetto fermavetro mm.74 x 65 in acciaio AISI 316 per tubolare D. 50
- Clamp mm.74 x 65 stainless steel AISI 316 for tube D.50
- Klemme 74 x 65 mm aus Edelstahl AISI 316 für Rohr D.50

IX - IL

Lavorazione vetro **optional** per perno di sicurezza.
Glass preparation **optional** for safety pin.
Glasbearbeitung **optional** für Sicherheitsstift.

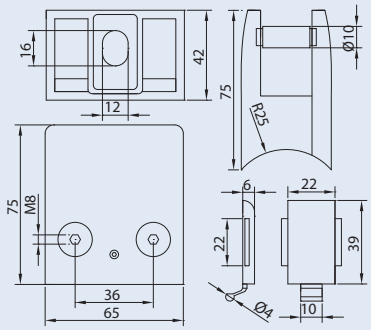

17.52
21.52

PRICE LIST 2017 ► 345

xme377-d

M-132 N

- Morsetto per vetro in acciaio AISI 316 mm. 40 x 60
- Clamp stainless steel AISI 316 mm. 40 x 60
- Klemme aus Edelstahl AISI 316
- mm. 40 x 60

IX - IL

Lavorazione vetro **optional** per perno di sicurezza.
Glass preparation **optional** for safety pin.
Glasbearbeitung **optional** für Sicherheitsstift.

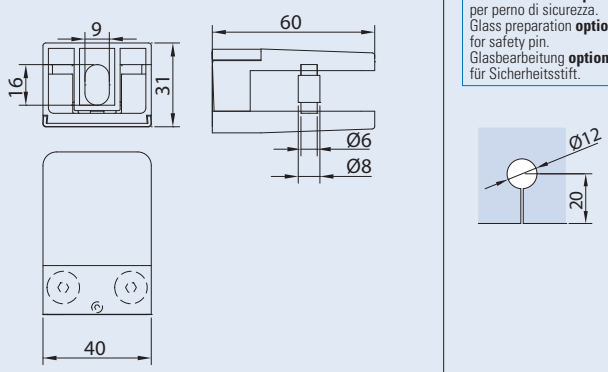

10-13.5

- Verificare disponibilità.
- To verify availability.
- Verfügbarkeit überprüfen.

PRICE LIST 2017 ► 345

xme377-e

M-133 N

- Morsetto fermavetro in acciaio inox AISI 316 mm. 50 x 75
- Clamp stainless steel AISI 316 mm. 50 x 75
- Klemme aus Edelstahl AISI 316 50 x 75 mm

IX - IL

Lavorazione vetro **optional** per perno di sicurezza.
Glass preparation **optional** for safety pin.
Glasbearbeitung **optional** für Sicherheitsstift.

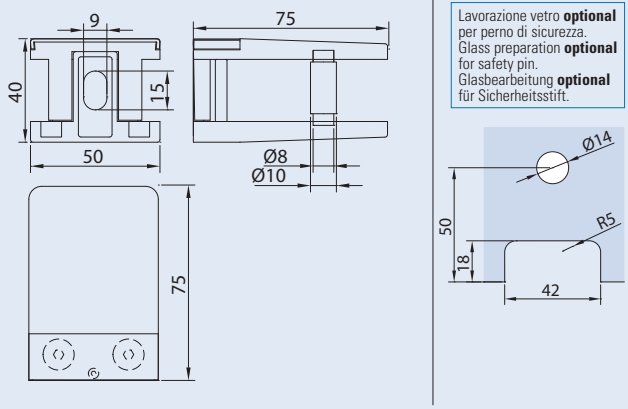

15-21.5

- Verificare disponibilità.
- To verify availability.
- Verfügbarkeit überprüfen.

PRICE LIST 2017 ► 345

xme377-e

DISTANZIALI ORBITALI | ORBITAL POINT FITTINGS | PUNKTHALTERUNGEN

DR-048-30

- Distanziale orbitale con tappo piano Ø 48 per vetri da 13,5 e 17,52 mm.
- Point fitting Ø 48 with regulation. For glass 13,5 and 17,52 mm.
- Punkthalter Ø 48 verstellbar. Für Glas 13,5 und 17,52 mm.

Materiale | Material | Material:
Inox AISI 316

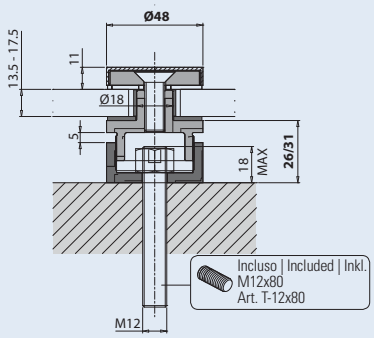

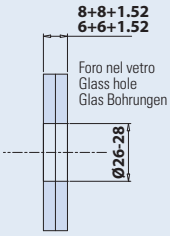

- Regolazione in profondità con vetro montato.
- Depth adjustment with installed glass.
- Tiefeeinstellung mit eingebautem Glas.

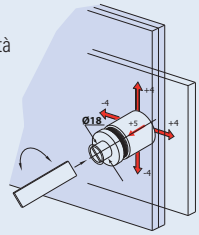

PRICE LIST 2017 ► 346

XFB-043

DR-048-35

- Distanziale orbitale con tappo piano Ø 48 per vetri da 21,5 e 25,52 mm.
- Point fitting Ø 48 with regulation. For glass 21,5 and 25,52 mm.
- Punkthalter Ø 48 verstellbar. Für Glas 21,5 und 25,52 mm.

Materiale | Material | Material:
Inox AISI 316

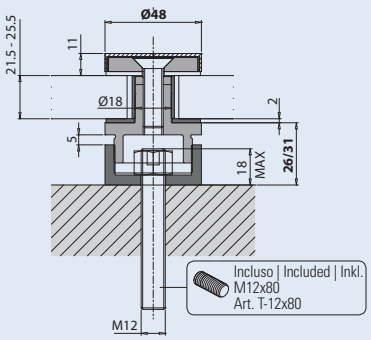

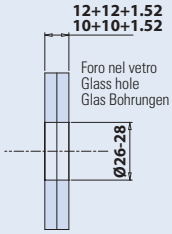

- Regolazione in profondità con vetro montato.
- Depth adjustment with installed glass.
- Tiefeeinstellung mit eingebautem Glas.

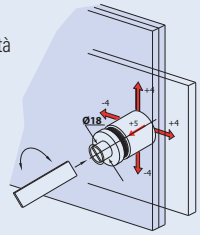

PRICE LIST 2017 ► 346

XFB-043

DR-048-50

- Distanziali orbitali con tappo piano Ø 48.
- Point fittings Ø 48 with regulation.
- Punkthalter Ø 48 Verstellbar.

IX
Materiale | Material | Material:
Inox AISI 316

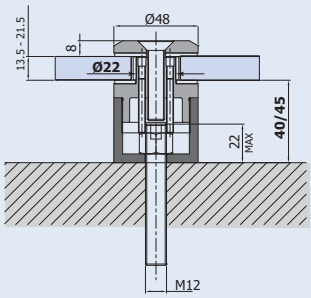

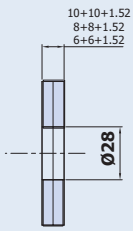

- Regolazione in profondità con vetro montato.
- Depth adjustment with installed glass.
- Tiefeeinstellung mit eingebautem Glas.

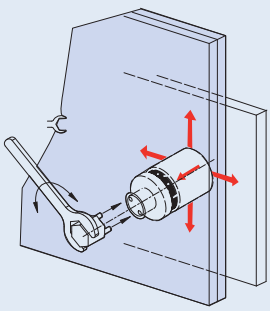

PRICE LIST 2017 ► 347

xfb031

DR-048-55

- Distanziali orbitali con tappo piano Ø 48.
- Point fittings Ø 48 with regulation.
- Punkthalter Ø 48 Verstellbar.

IX
Materiale | Material | Material:
Inox AISI 316

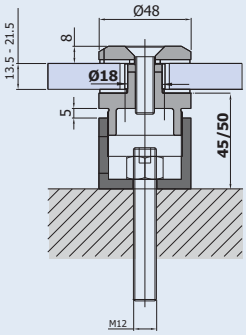

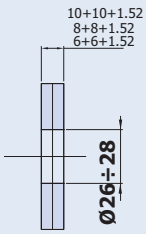

- Regolazione in profondità con vetro montato.
- Depth adjustment with installed glass.
- Tiefeeinstellung mit eingebautem Glas.

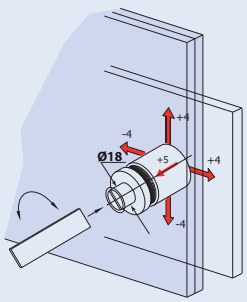

PRICE LIST 2017 ► 347

xfb033-a

DISTANZIALI ORBITALI | ORBITAL POINT FITTINGS | PUNKTHALTERUNGEN

D-050-10 / D-050-60 D-050-80

- Distanziale Ø 50 con collo.
- Point fittings Ø 50 with support.
- Punkthalter Ø 50 mit Hals.

IX

D-050-10

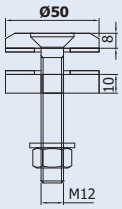

D-050-60

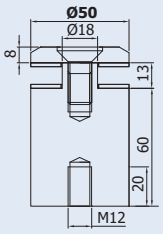

D-050-80

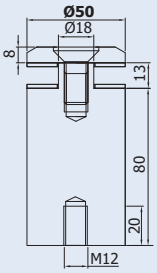

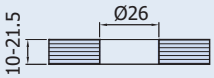

PRICE LIST 2017 ► 348

xme233-A

D-040-10 / D-040-25 D-040-45 / D-040-60 D-040-80 / D-040-100

- Distanziale Ø 40 con collo.
- Point fittings Ø 40 with support.
- Punkthalter Ø 40 mit Hals.

IX

D-040-10

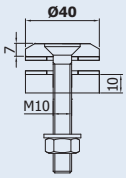

D-040-25 (ex V-057)

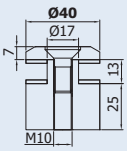

D-040-45 (ex V-051)

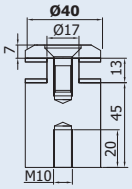

D-040-60

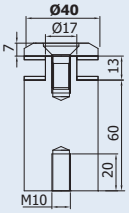

D-040-80

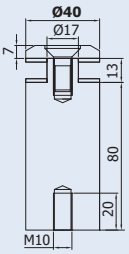

D-040-100

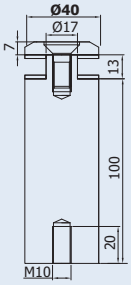

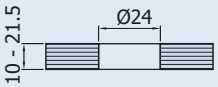

PRICE LIST 2017 ► 348

xme233-A

TA-051-C (optional)

- Tappo coprivite Ø 40, tappo interno filettato e vite M10.
- Cover cup Ø 40 with threaded disk.
- Abdeckung Ø 40 mit Gewinderosette.

IX

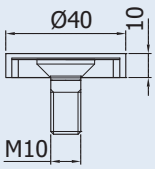

TA-052-C (optional)

- Tappo coprivite Ø 30, tappo interno filettato e vite M10.
- Cover cup Ø 30 with threaded disk.
- Abdeckung Ø 30 mit Gewinderosette.

IX

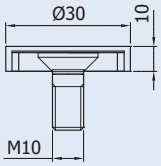

PRICE LIST 2017 ► 348

xme233-A

DP-044-10 / DP-044-20 DP-044-30 / DP-044-40 DP-044-60 / DP-044-70 DP-044-100

- Distanziale modulabile con tappo piano Ø 45 con spessori.
- Point fittings Ø 45 with spacers.
- Punkthalter Ø 40 mit Verlängerungen.

IX

DP-044-10

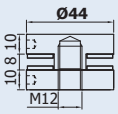

DP-044-20

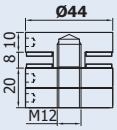

DP-044-30

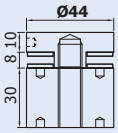

DP-044-40

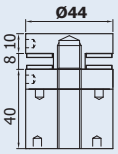

DP-044-60

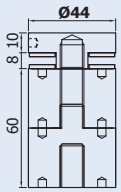

DP-044-70

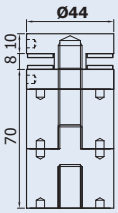

DP-044-100

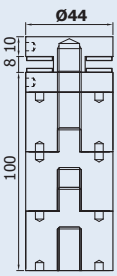

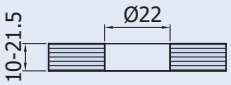

PRICE LIST 2017 ► 349

xme233-I

DISTANZIALI ORBITALI | ORBITAL POINT FITTINGS | PUNKTHALTERUNGEN

D-030-10 / D-030-20 D-030-30 / D-030-40

- Distanziale Ø 30 con collo.
- Point fittings Ø 30 with support.
- Punkthalter Ø 30 mit Hals.

IX

D-030-10

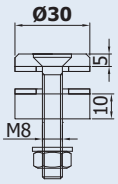

D-030-20

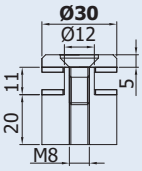

D-030-30

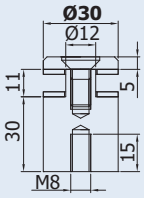

D-030-40

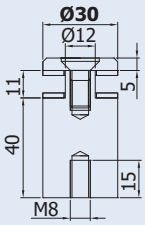

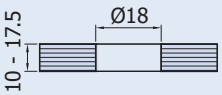

PRICE LIST 2017 ► 348

xme233-B

D-016-10 / DS-016-10

- Distanziale Ø 16 senza collo.
- Point fittings Ø 16 without support.
- Punkthalter Ø 16 ohne Hals.

IX

D-016-10

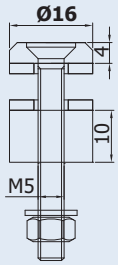

DS-016-10

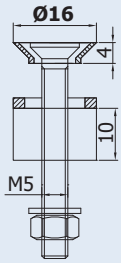

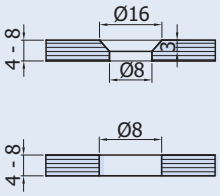

PRICE LIST 2017 ► 348

xme233-B

DP-044-10 / DP-044-20 DP-044-30 / DP-044-40 DP-044-60 / DP-044-70 DP-044-100

- Distanziale modulabile con tappo piano Ø 45 con spessori.
- Point fittings Ø 45 with spacers.
- Punkthalter Ø 40 mit Verlängerungen.

IX

DP-044-10

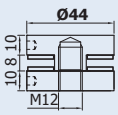

DP-044-20

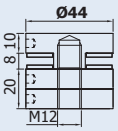

DP-044-30

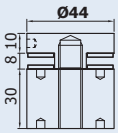

DP-044-40

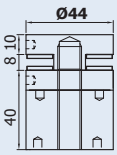

DP-044-60

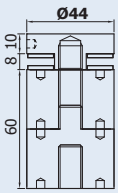

DP-044-70

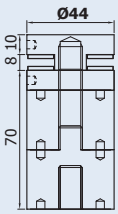

DP-044-100

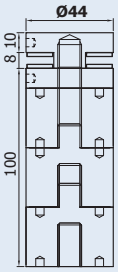

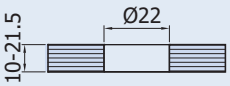

PRICE LIST 2017 ► 349

xme233-I

DISTANZIALI ORBITALI | ORBITAL POINT FITTINGS | PUNKTHALTERUNGEN

TA-032 (optional)

- Prolunga 30 mm.
- Spacers 30 mm.
- Verlängerung 30 mm.

IX

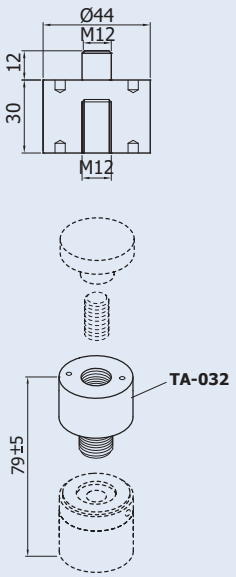

PRICE LIST 2017 ► 349 xme233-L

TA-030 (optional)

- Collo appoggia vetro con guarnizioni.
- Support with gaskets.
- Hals mit Dichtungen.

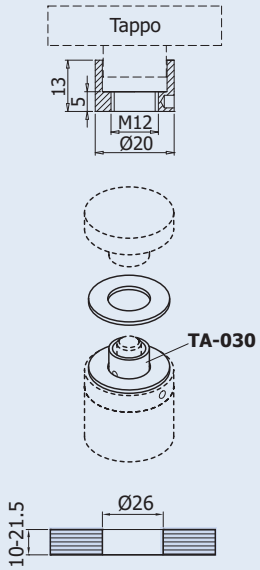

PRICE LIST 2017 ► 349 xme233-L

TA-031 (optional)

- Tappo svasato.
- Countersunk fitting
- Senkkopfhalter.

IX

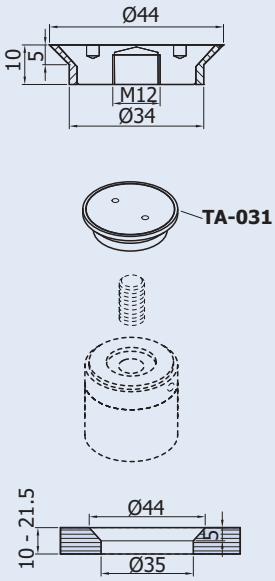

PRICE LIST 2017 ► 349 xme233-I

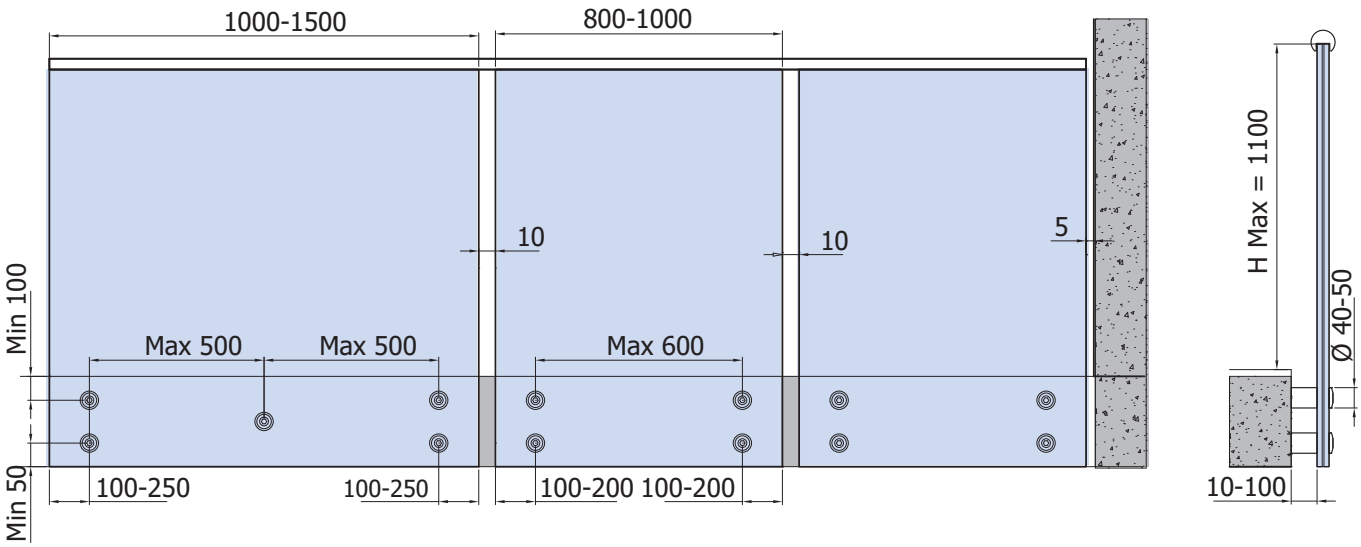

DISTANZIALI ORBITALI | ORBITAL POINT FITTINGS | PUNKTHALTERUNGEN

D-CHIAVE-30-35

- Chiave fissa per distanziali da Ø 30 a Ø 35 mm.
- Hook wrench for point fittings 30-35 mm.
- Hakenschlüssel für Punkhalterungen 30-35 mm.

PRICE LIST 2017 ► 349

D-CHIAVE-REG

- Chiave regolabile per distanziali da Ø 35 a Ø 60 mm.
- Adjustable hook wrench for point fittings 35-60 mm.
- Verstellbarer Hakenschlüssel für Punkhalterungen 35-60 mm.

PRICE LIST 2017 ► 349

D-CHIAVE-40-45

- Chiave fissa per distanziali da Ø 40 a Ø 45 mm.
- Hook wrench for point fittings 40-45 mm.
- Hakenschlüssel für Punkhalterungen 40-45 mm.

PRICE LIST 2017 ► 349

PUNTI DI FISSAGGIO | POINT HOLDERS | PUNKTHALTERUNGEN

DP-050-10

- Punti di fissaggio con tappo piano Ø 50 mm.
- Point fixings Ø 50 mm.
- Punkthalter Ø 50 mm.

IX

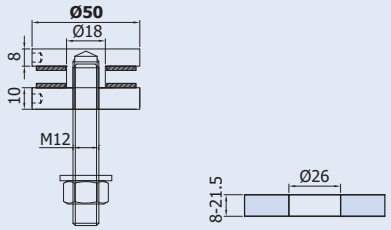

PRICE LIST 2017 ► 350 xme233-C

DS-045-10 / DP-045-10

- Punti di fissaggio Ø 44 mm.
- Point holder Ø 44 mm.
- Punkthalter Ø 44 mm.

IX

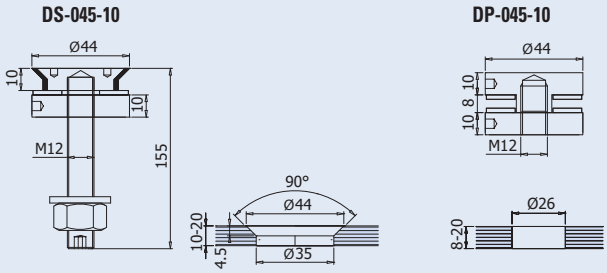

PRICE LIST 2017 ► 350 xme233

DP-040-10 / DS-040-10

- Punti di fissaggio con tappo piano Ø 40 mm.
- Point fixings Ø 40 mm.
- Punkthalter Ø 40 mm.

IX

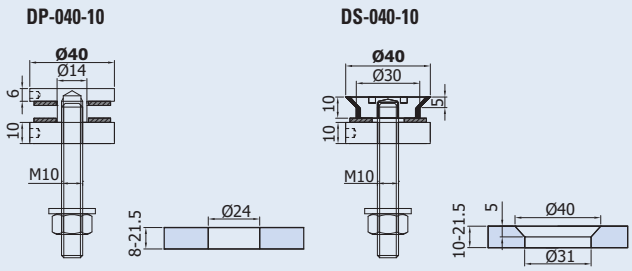

PRICE LIST 2017 ► 350 xme233-C

DP-030-10 / DS-030-10 DSV-030-10

- Punto di fissaggio Ø 30 mm.
- Point fixings Ø 30 mm.
- Punkthalter Ø 30 mm.

IX

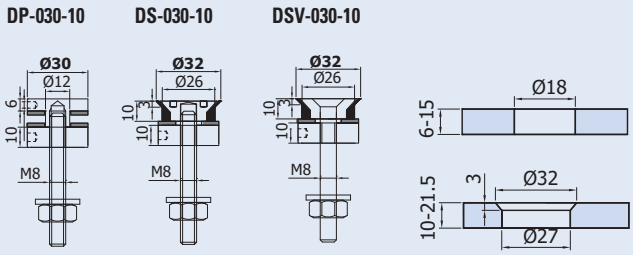

PRICE LIST 2017 ► 350 xme233-C

TA-020

- Tappo di fissaggio in acciaio inox con guarnizione in nylon nera, Ø 30 x 6 mm h.
  - per vite a testa svasata M8
  - foro nel vetro Ø 15 mm.
- Point holder in stainless steel with gasket, Ø 30 mm x H 6 mm, for screw M8, glass hole 15 mm.
- Punkthalter aus Edelstahl matt mit Gummi, Ø 30 mm x H 6 mm, für Schraube M8, Glasbohrung 15 mm.

IX

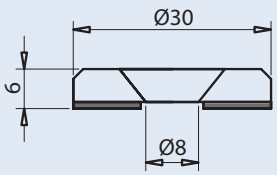

PRICE LIST 2017 ► 351 xme002



TA-011/10MA TA-011/12MA

- Tappo di fissaggio in acciaio inox con guarnizione in nylon nera da Ø 4 x 16,4 h.
  - con filetto interno M10 o M12
  - foro nel vetro Ø 31/31,5
  - svasatura 45° profonda 5 mm.
- Point holder in stainless steel with gasket, Ø 40 mm x H 16,4 mm, thread M10 or M12, glass hole 31 – 31,5 mm with countersunk 5x45°.
- Punkthalter aus Edelstahl matt mit Gummi, Ø 40 mm x H 16,4 mm, Gewinde M10 od. M12 Glasbohrung 31 – 31,5 mm mit Senkung 5x45°.

IX

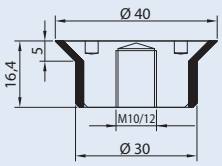

PRICE LIST 2017 ► 351

PUNTI DI FISSAGGIO | POINT HOLDERS | PUNKTHALTERUNGEN

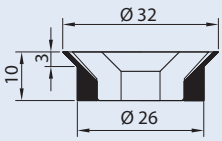

TA-012

- Tappo di fissaggio in acciaio inox con guarnizione in nylon nera Ø 32 x 19 h.
  - per vite a testa svasata M8
  - foro nel vetro Ø 26,5/27 mm.
  - svasatura 45° profonda 3 mm.
- Point holder in stainless steel with gasket, Ø 32 mm x H 10 mm, for screw M8, glass hole 26,5 – 27 mm with countersunk 3 x 45°.
- Punkthalter aus Edelstahl matt mit Gummi, Ø 32 mm x H 10 mm, für Schraube M8 Glasbohrung 26,5 – 27 mm mit Senkung 3 x 45°.

IX

PRICE LIST 2017 ► 351

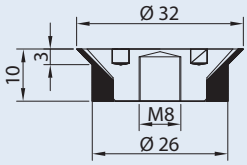

TA-013

- Tappo di fissaggio in acciaio inox con guarnizione in nylon nera Ø 32 x 10 mm h.
  - con filetto interno M8
  - foro nel vetro Ø 26,5/27 mm.
  - svasatura 45° profonda 3 mm.
- Point holder in stainless steel with gasket, Ø 32 mm x H 10 mm, thread M8, glass hole 26,5 – 27 mm with countersunk 3 x 45°.
- Punkthalter aus Edelstahl matt mit Gummi, Ø 32 mm x H 10 mm, Gewinde M8 Glasbohrung 26,5 – 27 mm mit Senkung 3 x 45°.

IX

PRICE LIST 2017 ► 351

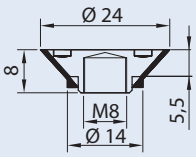

TA-014

- Tappo di fissaggio in acciaio inox con guarnizione in nylon nera Ø 24 x 8 mm h.
  - con filetto interno M8
  - foro nel vetro Ø 14,5/15 mm.
  - svasatura 45° profonda 5,5 mm.
- Point holder in stainless steel with gasket, Ø 24 mm x H 8 mm, thread M8, glass hole 14,5 – 15 mm with countersunk 5,5 x 45°.
- Punkthalter aus Edelstahl matt mit Gummi, Ø 24 mm x H 8 mm, Gewinde M8 Glasbohrung 14,5 – 15 mm mit Senkung 5,5 x 45°.

IX

PRICE LIST 2017 ► 351

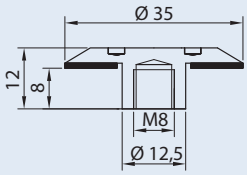

TA-015

- Tappo di fissaggio in acciaio inox con guarnizione in nylon nera Ø 35 x 12 mm h.
  - con filetto interno M8
  - foro nel vetro Ø 16 mm.
- Point holder in stainless steel with gasket, Ø 35 mm x H 12 mm, thread M8, glass hole 16 mm.
- Punkthalter aus Edelstahl matt mit Gummi, Ø 35 mm x H 12 mm, Gewinde M8 Glasbohrung 16 mm.

IX

PRICE LIST 2017 ► 351

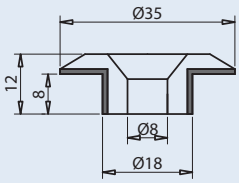

TA-017

- Tappo di fissaggio in acciaio inox con guarnizione in nylon nera, Ø 35 x 12 mm h.
  - con filetto interno M8
  - foro nel vetro Ø 22 mm.
- Point holder in stainless steel with gasket, Ø 35 mm x H 12 mm, thread M8, glass hole 22 mm.
- Punkthalter aus Edelstahl matt mit Gummi, Ø 35 mm x H 12 mm, Gewinde M8 Glasbohrung 22 mm.

IX

PRICE LIST 2017 ► 351

xme002

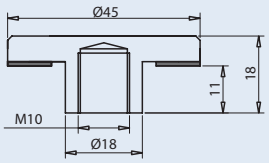

TA-018/10MA
TA-018/12MA

- Tappo di fissaggio in acciaio inox con guarnizione in nylon nera, Ø 45 x 18 mm h.
  - con filetto interno M10 o M12
  - foro nel vetro Ø 22 mm.
- Point holder in stainless steel with gasket, Ø 45 mm x H 18 mm, thread M10 or M12, glass hole 22 mm.
- Punkthalter aus Edelstahl matt mit Gummi, Ø 45 mm x H 18 mm, Gewinde M10, Glasbohrung 22 mm.

IX

PRICE LIST 2017 ► 351

xme002

PUNTI DI FISSAGGIO | POINT HOLDERS | PUNKTHALTERUNGEN

TA-019

- Tappo di fissaggio in acciaio inox con guarnizione in nylon nera, Ø 40 x 8 mm h.
  - per vite a testa svasata M10
  - foro nel vetro Ø 15 mm.
- Point holder in stainless steel with gasket, Ø 40 mm x H 8 mm, for screw M10, glass hole 15 mm.
- Punkthalter aus Edelstahl matt mit Gummi, Ø 40 mm x H 8 mm, für Schraube M10, Glasbohrung 15 mm.

IX

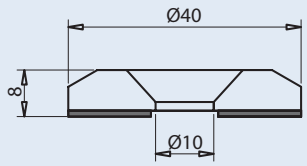

PRICE LIST 2017 ► 351

xme002

DP-016-10

- Punto di fissaggio con tappo piano Ø 16 mm.
- Point fixings Ø 16 mm.
- Punkthalter Ø 16 mm.

IX

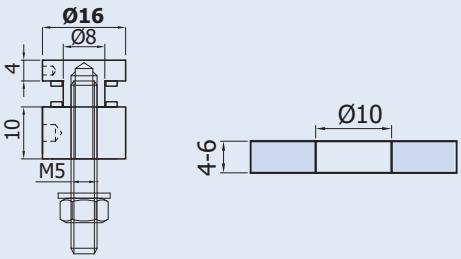

PRICE LIST 2017 ► 352

xme233-D

TA-021/8MA
TA-021/10MA

- Copertura per tappo con vite a vista M8/M10.
- Covers in stainless steel for visible screws M8/M10.
- Abdeckung aus Edelstahl matt für sichtbare Schrauben M8/M10.

IX

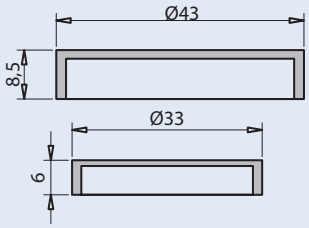

PRICE LIST 2017 ► 352

xme002

PG-20

- Fissaggio a punto Ø 35 mm. Regolabile.
- Point fixing Ø 35 mm, adjustable.
- Punkthalter Ø 35 mm, verstellbar.

IX

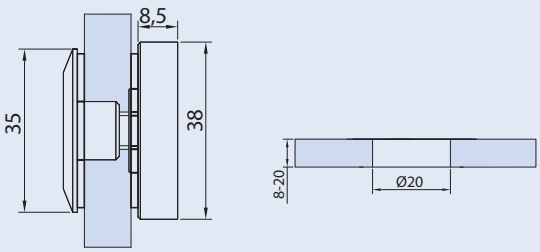

PRICE LIST 2017 ► 352

xme004bis

PG-21

- Distanziatore multiplo da 8 mm per PG-20.
- Distance rings 8 mm for PG-20.
- Distanzhalter 8 mm für PG-20.

IX

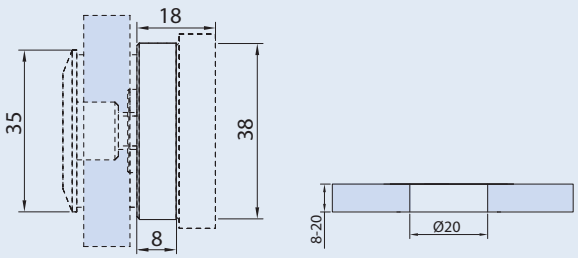

PRICE LIST 2017 ► 352

xme044bis

V-058

- Punto di fissaggio quadro19 x 19 mm - cromo lucido.
- Square fixing point 19 x 19 mm - polished chrom.
- Punkt Befestigung Eckig 19 x 19 mm Chrom glänzend.

CR

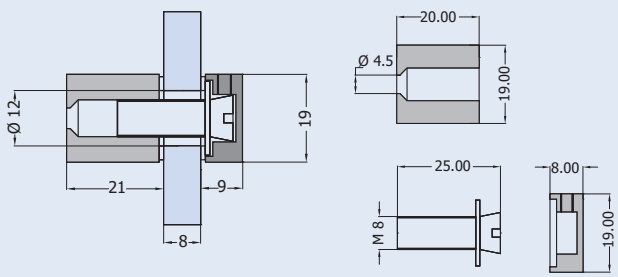

PRICE LIST 2017 ► 352

PUNTI DI FISSAGGIO | POINT HOLDERS | PUNKTHALTERUNGEN

TA-022

- Borchia fermavetro Ø 19 mm con coprivite cromo lucido.
- Point holder Ø 19 mm with cover screw polished chrome.
- Punkthalter Ø 19 mm mit Gewindeabdeckung Chrom glänzend.

CR

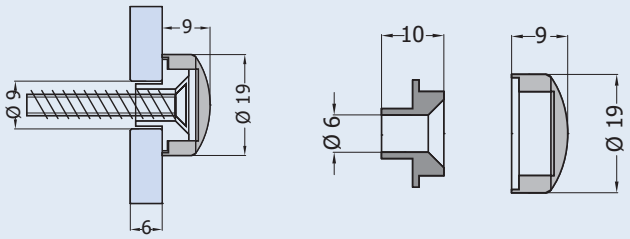

PRICE LIST 2017 ► 352

TA-023

- Borchia fermavetro Ø 24 mm con coprivite cromo lucido.
- Point holder Ø 24 mm with cover screw polished chrome.
- Punkthalter Ø 24 mm mit Gewindeabdeckung Chrom glänzend.

CR

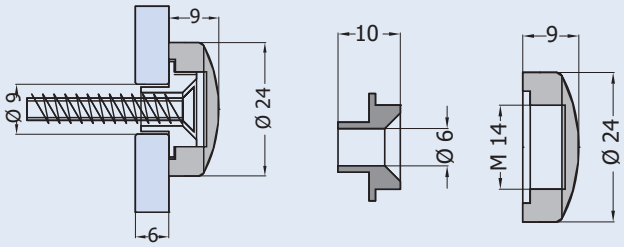

PRICE LIST 2017 ► 352

LAM-8330A-4A

- Punto di fissaggio Ø 24 mm non regolabile.
- Single point fixing Ø 24 mm star domed not adjustable.
- Punkthalter Ø 24 mm.

IX

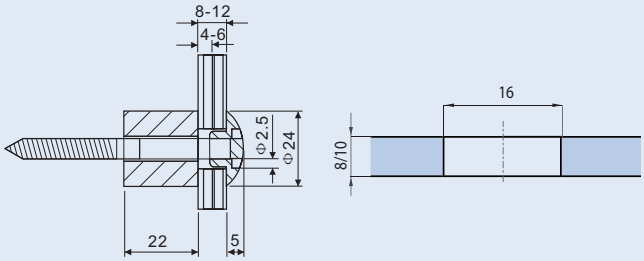

PRICE LIST 2017 ► 353

LAM-8330A-5

- Punto di fissaggio esterno vetro Ø 30 mm non regolabile.
- Single point fixing Ø 30 mm star flat - not adjustable.
- Punkthalter Ø 30 mm.

IX

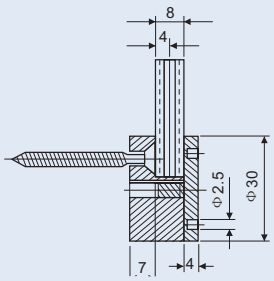

PRICE LIST 2017 ► 353

LAM-8300A-9A-DS

- Punto di fissaggio Ø 35 mm, svasato H 6 mm.
- Single point fixing Ø 35 mm countersunk not adjustable 6 mm.
- Punkthalter Ø 35 mm mit Senkkopf.

IX

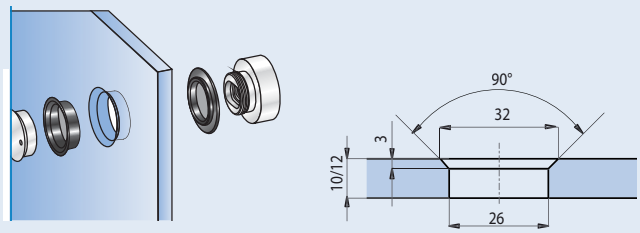

PRICE LIST 2017 ► 353

LAM-8300A-9C-DS

- Punto di fissaggio Ø 35 mm, svasato regolabile 10,5 mm - 12,5 mm.
- Adjustable single point fixing Ø 35 mm, countersunk - adjusted 10.5 mm, 12.5 mm.
- Punkthalter Ø 35 mm mit Senkkopf. Verstellbar 10,5 mm - 12,5 mm.

IX

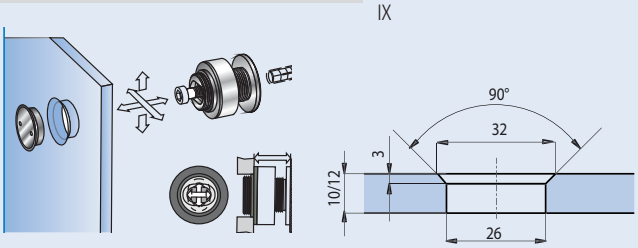

PRICE LIST 2017 ► 353

PUNTI DI FISSAGGIO | POINT HOLDERS | PUNKTHALTERUNGEN

LAM-8300A-9D-DS

- Punto di fissaggio Ø 35 mm, svasato regolabile 14 mm - 18 mm.
- Adjustable single point fixing Ø 35 mm, countersunk - adjusted 14 mm, 18 mm.
- Punkthalter Ø 35 mm mit Senkkopf. Verstellbar 14 mm - 18 mm.

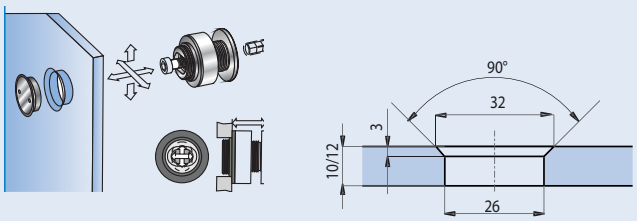

PRICE LIST 2017 ► 353

LAM-8300A-9G-DS

- Punto di fissaggio Ø 35 mm, svasato regolabile 22 mm - 26 mm.
- Adjustable single point fixing Ø 35 mm, countersunk - adjusted 22 mm, 26 mm.
- Punkthalter Ø 35 mm mit Senkkopf. Verstellbar 22 mm - 26 mm.

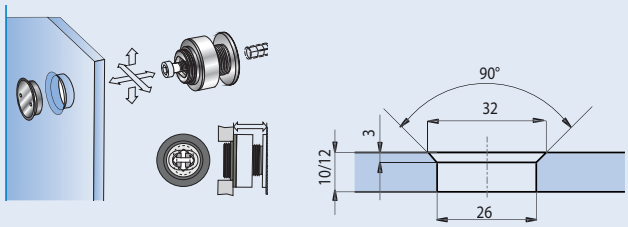

PRICE LIST 2017 ► 353

LAM-8300A-9A

- Punto di fissaggio Ø 35 mm, H 6 mm.
- Single point fixing Ø 35 mm not adjustable 6 mm.
- Punkthalter Ø 35 mm.

IX

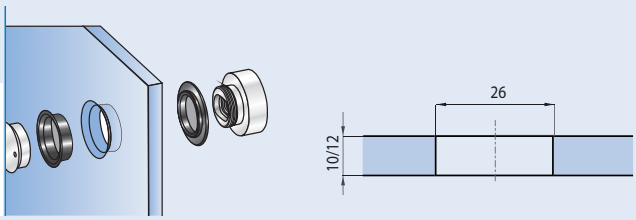

PRICE LIST 2017 ► 353

LAM-8300A-9C

- Punto di fissaggio Ø 35 mm, regolabile 10,5 mm - 12,5 mm.
- Adjustable single point fixing Ø 35 mm adjusted 10.5 mm, 12.5 mm.
- Punkthalter Ø 35 mm. Verstellbar 10,5 mm - 12,5 mm.

IX

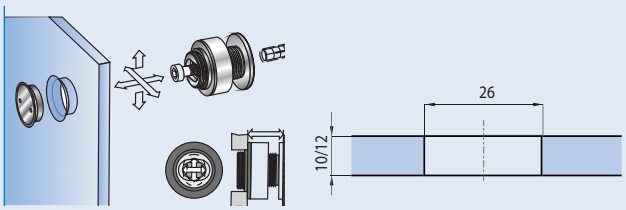

PRICE LIST 2017 ► 353

LAM-8300A-9E

- Punto di fissaggio Ø 35 mm, regolabile 14 mm - 18 mm.
- Adjustable single point fixing Ø 35 mm adjusted 14 mm, 18 mm.
- Punkthalter Ø 35 mm. Verstellbar 14 mm - 18 mm.

IX

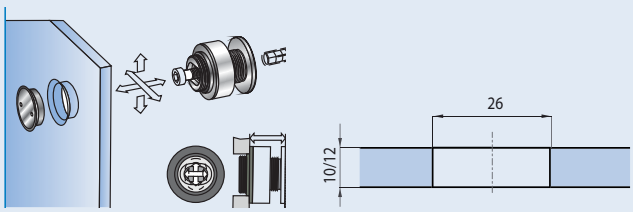

PRICE LIST 2017 ► 353

LAM-8300A-9G

- Punto di fissaggio Ø 35 mm, regolabile 18 mm - 22 mm.
- Adjustable single point fixing Ø 35 mm adjusted 18 mm, 22 mm.
- Punkthalter Ø 35 mm. Verstellbar 18 mm - 22 mm.

IX

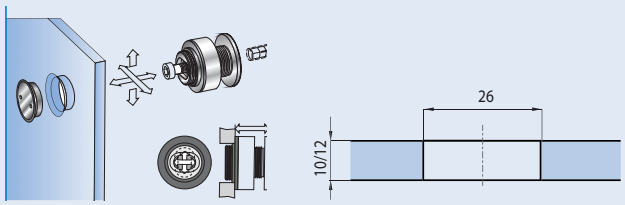

PRICE LIST 2017 ► 353

RAGNETTI CON FISSAGGI PUNTUALI | SPIDERS WITH POINT HOLDERS | SPINNEN MIT PUNKTHALTER

RA-011/RA-011-S

- Piastra acciaio inox Aisi 304 a 1 punto di fissaggio.
- Spider 1 arm with 1 adjustable point fixings Ø 35.
- Verbinder Glas-Boden Edelstahl Aisi 304.

IX

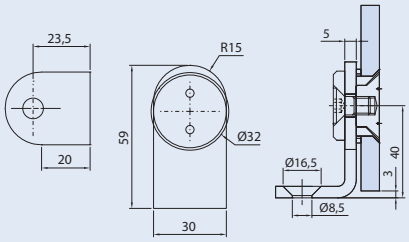

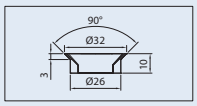

RA-011-S con tappo svasato
RA-011-S with countersunk point
RA-011-S mit versenktem Punkthalter

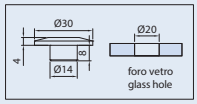

RA-011 con tappo piano
RA-011 with clamping disc
RA-011 mit aufliegendem Punkthalter

PRICE LIST 2017 ► 354 xme058

RA-010 / RA-010-S

- Acciaio inox Aisi 304 fissaggio a punto angolare.
- Connector glass-floor. Inox Aisi 304.
- Verbinder Glas-Glas 180° Edelstahl Aisi 304.

IX

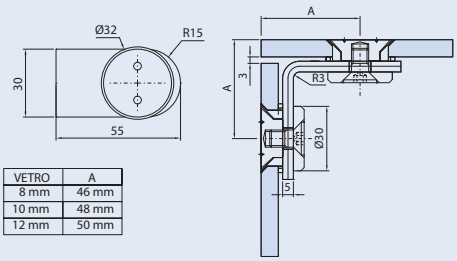

VETRO	A
8 mm	46 mm
10 mm	48 mm
12 mm	50 mm

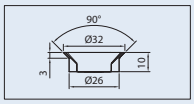

RA-010-S con tappo svasat o
RA-010-S with countersunk point
RA-010-S mit versenktem Punkthalter

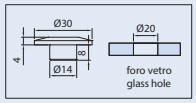

RA-010 con tappo piano
RA-010 with clamping disc
RA-010 mit aufliegendem Punkthalter

PRICE LIST 2017 ► 354 xme058

RA-012 / RA 012-S

- Acciaio inox Aisi 304.Fissaggio a punto per vetri in linea 180°.
- Connector glass-glass 180°. Inox Aisi 304.
- Spinne 1 Arm mit 1 verstellbaren Punkthalter Ø 35.

IX

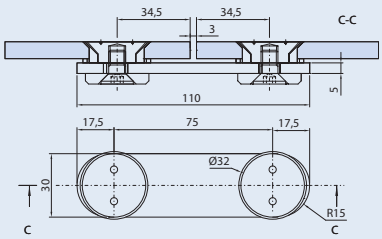

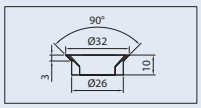

RA-012-S con tappo svasat o
RA-012-S with countersunk point
RA-012-S mit versenktem Punkthalter

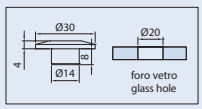

RA-012 con tappo piano
RA-012 with clamping disc
RA-012 mit aufliegendem Punkthalter

PRICE LIST 2017 ► 354 xme058

RA-013 / RA-013-S

- Inox Aisi 304 fissaggio a punto per vetri 3 vie.
- Connector 3 arm. Inox Aisi 304.
- Verbinder 3 Arm Edelstahl Aisi 304.

IX

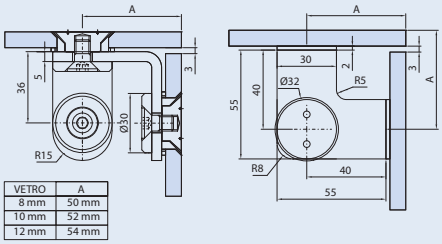

VETRO	A
8 mm	50 mm
10 mm	52 mm
12 mm	54 mm

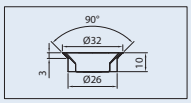

RA-013-S con tappo svasato
RA-013-S with countersunk point
RA-013-S mit versenktem Punkthalter

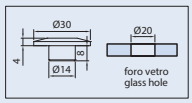

RA-013 con tappo piano
RA-013 with clamping disc
RA-013 mit aufliegendem Punkthalter

PRICE LIST 2017 ► 354 xme058

RA-104

- Piastra inox Aisi 304 a 4 punti di fissaggio 360° da Ø 35 mm.
- Spider 4 arm 360° with 4 adjustable point fixings Ø 35. Inox Aisi 304.
- Spinne 4 Arm 360° mit 4 verstellbaren Punkthalter Ø35. Edelstahl Aisi 304.

IX

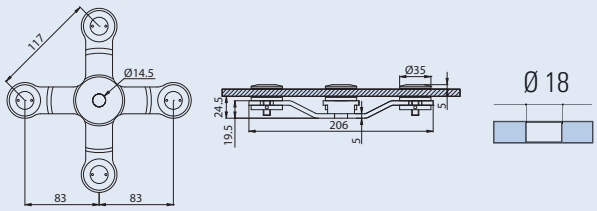

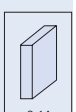

PRICE LIST 2017 ► 355 xme046

RA-103

- Piastra acciaio inox Aisi 304 a 3 punti di fissaggio 90° da Ø 35 mm.
- Spider 3 arm 90° with 3 adjustable point fixings Ø 35. Inox Aisi 304.
- Spinne 3 Arm 90° mit 3 verstellbaren Punkthalter Ø 35. Edelstahl Aisi 304.

IX

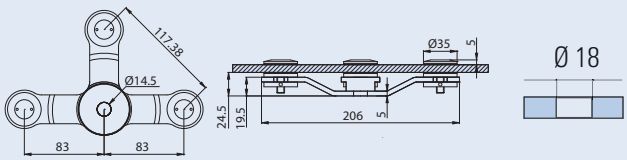

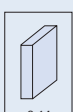

PRICE LIST 2017 ► 355 xme046

RAGNETTI CON FISSAGGI PUNTUALI | SPIDERS WITH POINT HOLDERS | SPINNEN MIT PUNKTHALTER

RA-100

- Piastra acciaio inox Aisi 304 a 2 punti di fissaggio da Ø 35 mm 90.
- Spider 2 arm 90° with 2 adjustable point fixings Ø 35.Inox Aisi 304.
- Spinne 2 Arm 90° mit 2 verstellbaren Punkthalter Ø35. Edelstahl Aisi 304.

IX

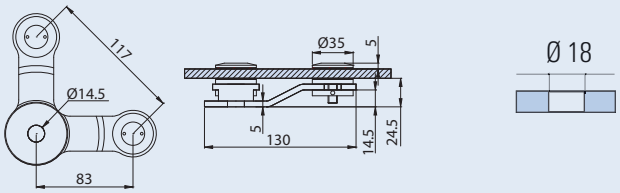

PRICE LIST 2017 ► 355 xme046 8-14

RA-102

- Piastra acciaio inox Aisi 304 a 2 punti di fissaggio da Ø 35 mm.
- Spider 2 arm 180° with 2 adjustable point fixings Ø 35. Inox Aisi 304.
- Spinne 2 Arm 180° mit 2 verstellbaren Punkthalter Ø 35 - Edelstahl Aisi 304.

IX

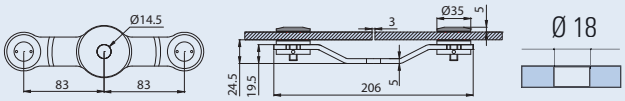

PRICE LIST 2017 ► 355 xme046 8-14

RA-101

- Piastra acciaio inox Aisi 304 a 1 punto di fissaggio da Ø 35.
- Spider 1 arm with 1 adjustable point fixings Ø 35. Inox Aisi 304.
- Spinne 1 Arm mit 1 verstellbaren Punkthalter Ø35 - Edelstahl Aisi 304.

IX

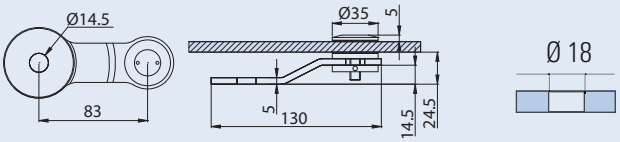

PRICE LIST 2017 ► 355 xme046 8-14

RA-054

- Piastra acciaio inox Aisi 304 a 4 punti di fissaggio 360° da Ø 30 mm.
- Spider 4 arm 360° with 4 adjustable point fixings Ø 30. Inox Aisi 304.
- Spinne 4 Arm 360° mit 4 verstellbaren Punkthalter Ø30. - Edelstahl Aisi 30.

IX

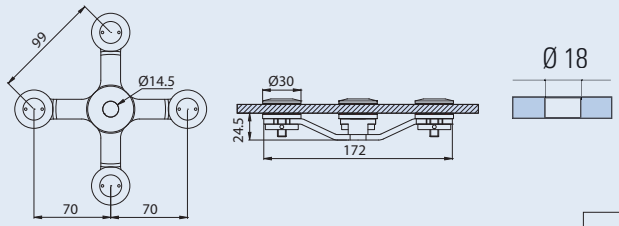

PRICE LIST 2017 ► 355 xme046 8-14

RA-053

- Piastra acciaio inox Aisi 304 a 3 punti di fissaggio 90° da Ø 30 mm.
- Spider 3 arm 90° with 3 adjustable point fixings Ø 30. Inox Aisi 304.
- Spinne 3 Arm 90° mit 3 verstellbaren Punkthalter Ø30. - Edelstahl Aisi 304.

IX

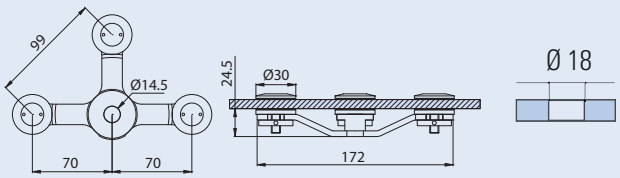

PRICE LIST 2017 ► 355 xme046 8-14

RA-050

- Piastra acciaio inox Aisi 304 a 2 punti di fissaggio da Ø 30 mm.
- Spider 2 arm 90° with 2 adjustable point fixings Ø 30. Inox Aisi 304.
- Spinne 2 Arm 90° mit 2 verstellbaren Punkthalter Ø30. Edelstahl Aisi 304.

IX

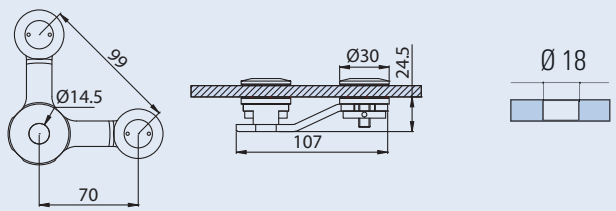

PRICE LIST 2017 ► 355 xme046 8-14

RAGNETTI CON FISSAGGI PUNTUALI | SPIDERS WITH POINT HOLDERS | SPINNEN MIT PUNKTHALTER

RA-052

- Piastra acciaio inox Aisi 304 a 1 punto di fissaggio da Ø 30 mm.
- Spider 2 arm 180° with 2 adjustable point fixings Ø 30. Inox Aisi 304.
- Spinne 2 Arm 180° mit 2 verstellbaren Punkthalter Ø 30. Edelstahl Aisi 304.

IX

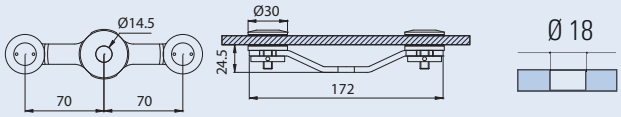

PRICE LIST 2017 ► 355

xme046

8-14

RA-051

- Piastra acciaio inox Aisi 304 a 1 punto di fissaggio in linea da Ø 30 mm.
- Spider 1 arm with 1 adjustable point fixings Ø 30. Inox Aisi 304.
- Spinne 1 Arm mit 1 verstellbaren Punkthalter Ø30. Edelstahl Aisi 304.

IX

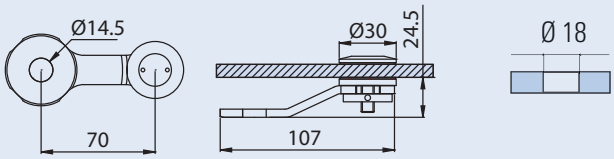

PRICE LIST 2017 ► 355

xme046

8-14

PG-145 F

- Attacco completo per vetro - pavimento/soffitto.
- Complete connector for glass - floor/ceiling.
- Komplettbeschlag für Glas - Boden/Deckhe

IX

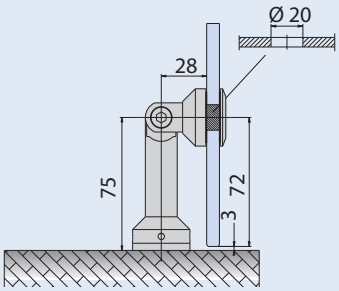

PRICE LIST 2017 ► 356

xla151

PG-120 F

- Attacco completo per vetro/vetro.
- Complete connector for glass/glass.
- Komplettbeschlag für Glas/Glas.

IX

• Lunghezza asta di connessione • Lenght connecting rod • Länge der Verbnindungsachse	60	
• Angolo • Angle • Winkel	A	B
90°	80	

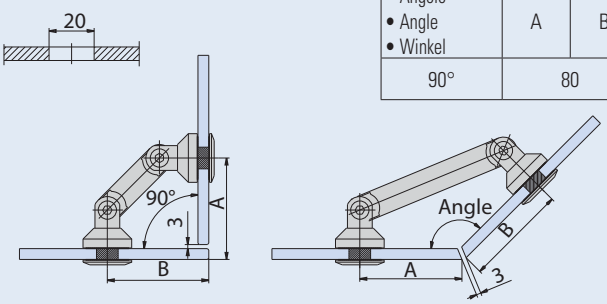

PRICE LIST 2017 ► 356

xla152

PG-139 F

- Attacco completo per vetro/muro.
- Complete connector for glass/wall.
- Komplettbeschlag für Glas/Wand.

IX

• Lunghezza asta di connessione • Lenght connecting rod • Länge der Verbnindungsachse	60	
• Angolo • Angle • Winkel	A	B
90°	72	67

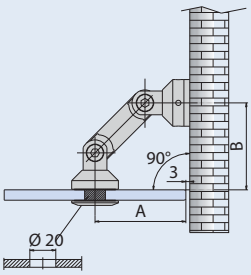

PRICE LIST 2017 ► 356

xla151

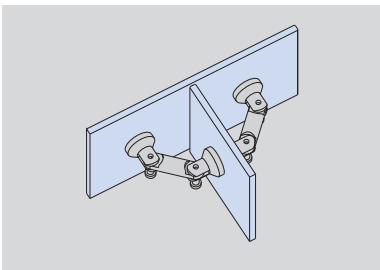

PG-150 F

- Attacco completo a 3 vie per vetro.
- Complete connector 3 ways for Glass.
- Komplettbeschlag für 3 Gläser.

IX

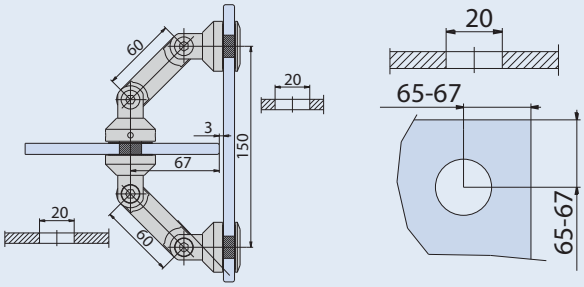

PRICE LIST 2017 ► 356

xla152

ACCESSORI PER SCALE | GLASS STAIRS SUPPORTS | GLASSTUFENHALTER

V-082

- Supporto per gradini in vetro - fissaggio a vetro.
- Glass stair support, glass fixing.
- Glasstufenhalter Glasbefestigung.

IX

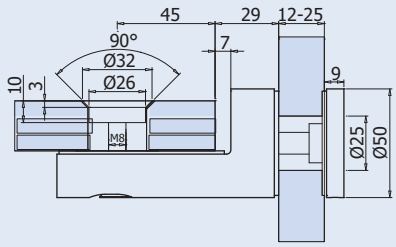

PRICE LIST 2017 ► 358

xme287 B

V-083

- Supporto per gradini in vetro - fissaggio a muro.
- Glass stair support, wall fixing.
- Glasstufenhalter Wandbefestigung.

IX

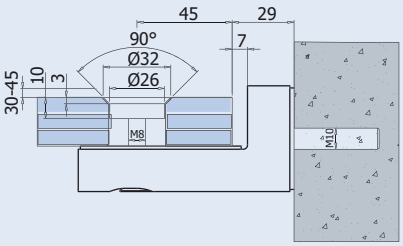

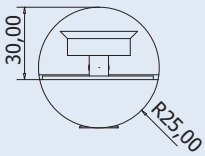

8+10+8+2x(1.52 PVB)
10+8+10+2x(1.52 PVB)
8+10+8+2x(0.76 PVB)
10+8+10+2x(0.76 PVB)

PRICE LIST 2017 ► 358

xme287 B



V-086

- Supporto per gradini in vetro - fissaggio a vetro.
- Glass stair support, glass fixing.
- Glasstufenhalter Glasbefestigung.

IX

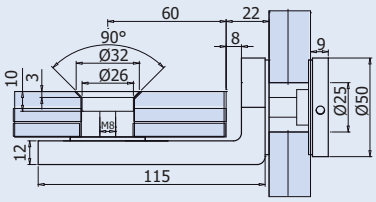

Non disponibili
Not available
Nicht verfügbar

PRICE LIST 2017 ► 358

xme287 A

V-087

- Supporto per gradini in vetro - fissaggio a muro.
- Glass stair support, wall fixing.
- Glasstufenhalter Wandbefestigung.

IX

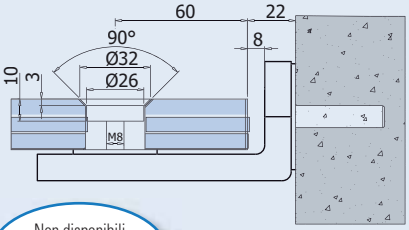

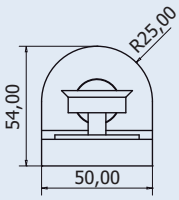

Non disponibili
Not available
Nicht verfügbar

8+10+8+2x(1.52 PVB)
10+8+10+2x(1.52 PVB)
8+10+8+2x(0.76 PVB)
10+8+10+2x(0.76 PVB)

PRICE LIST 2017 ► 358

xme287 A

V-072

- Morsetto a muro con piastra incollaggio vetro. Lunghezza 35 mm. Fissaggio a muro.
- Installation with UV-A glue. Lenght: 35 mm. Fix: wall.
- Befestigung mit UV-A Klebstoff. Länge: 35 mm. Fix: Wand

NS

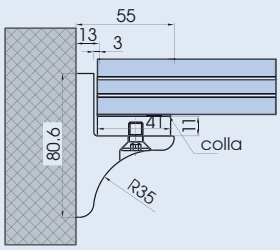

8+10+8+2x(1.52 PVB)
10+8+10+2x(1.52 PVB)
8+10+8+2x(0.76 PVB)
10+8+10+2x(0.76 PVB)

PRICE LIST 2017 ► 359

xme057

V-074

- Morsetto a vetro con piastra incollaggio vetro. Lunghezza 35 mm. Fissaggio a vetro.
- Installation with UV-A glue. Lenght: 35 mm. Fix: glass.
- Befestigung mit UV-A Klebstoff. Länge: 35 mm. Fix: Glas.

NS

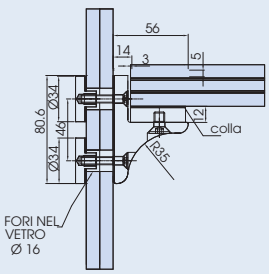

8+10+8+2x(1.52 PVB)
10+8+10+2x(1.52 PVB)
8+10+8+2x(0.76 PVB)
10+8+10+2x(0.76 PVB)

PRICE LIST 2017 ► 359

xme057

ACCESSORI PER SCALE | GLASS STAIRS SUPPORTS | GLASSTUFENHALTER

V-067

- Morsetto a muro. Lunghezza 35 mm. Fissaggio a muro.
- Installation with UV-A glue. Lenght 35 mm. - fix: wall.
- Befestigung mit UV-A Klebstoff. Länge 35 mm. - fix: Wand.

NS

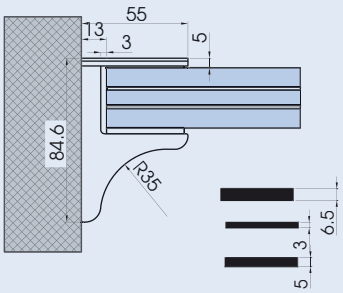

8+10+8+2x(1.52 PVB)
10+8+10+2x(1.52 PVB)
8+10+8+2x(0.76 PVB)
10+8+10+2x(0.76 PVB)

PRICE LIST 2017 ► 359

xme057

V-069

- Morsetto a vetro. Lunghezza 35 mm. Fissaggio a vetro.
- Lenght 35 mm. Fix: glass.
- Länge 35 mm. Fix: Glas.

NS

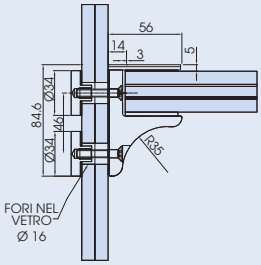

8+10+8+2x(1.52 PVB)
10+8+10+2x(1.52 PVB)
8+10+8+2x(0.76 PVB)
10+8+10+2x(0.76 PVB)

PRICE LIST 2017 ► 359

xme057

V-076

- Morsetto a muro con piastra incollaggio vetro. Lunghezza 300 mm. Fissaggio a muro.
- Installation with UV-A glue lenght: 300 mm. Fix: wall.
- Befestigung mit UV-A Klebstoff. Länge: 300 mm. Fix: Wand.

NS

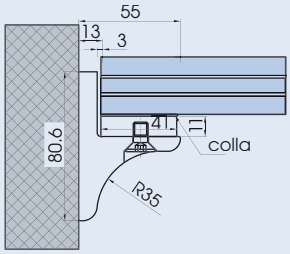

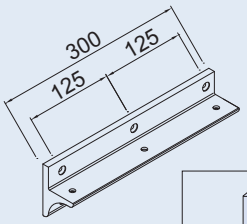

8+10+8+2x(1.52 PVB)
10+8+10+2x(1.52 PVB)
8+10+8+2x(0.76 PVB)
10+8+10+2x(0.76 PVB)

PRICE LIST 2017 ► 359

xme057

V-078

- Morsetto a vetro con piastra incollaggio vetro. Lunghezza 300 mm. Fissaggio a vetro.
- Installation with UV-A glue lenght: 300 mm. Fix: glass.
- Befestigung mit UV-A Klebstoff. Länge: 300 mm. Fix: Glas.

NS

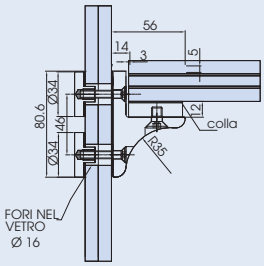

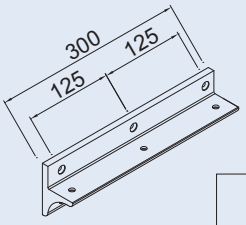

8+10+8+2x(1.52 PVB)
10+8+10+2x(1.52 PVB)
8+10+8+2x(0.76 PVB)
10+8+10+2x(0.76 PVB)

PRICE LIST 2017 ► 359

xme057

V-075

- Morsetto a muro. Lunghezza 300 mm. Fissaggio a muro.
- Lenght: 300 mm. Fix: wall.
- Länge: 300 mm. Fix: Wand.

NS

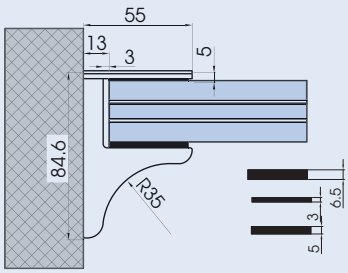

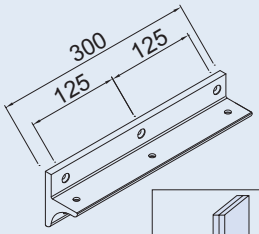

8+10+8+2x(1.52 PVB)
10+8+10+2x(1.52 PVB)
8+10+8+2x(0.76 PVB)
10+8+10+2x(0.76 PVB)

PRICE LIST 2017 ► 359

xme057

V-077

- Morsetto a muro. Lunghezza 300 mm. Fissaggio a vetro.
- Lenght 300 mm. Fix: glass.
- Länge 300 mm. Fix: Glas.

NS

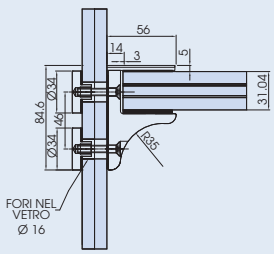

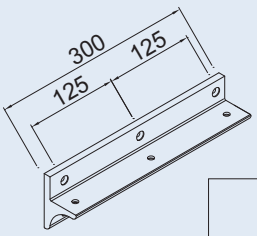

8+10+8+2x(1.52 PVB)
10+8+10+2x(1.52 PVB)
8+10+8+2x(0.76 PVB)
10+8+10+2x(0.76 PVB)

PRICE LIST 2017 ► 359

xme057

ACCESSORI PER SCALE | GLASS STAIRS SUPPORTS | GLASSTUFENHALTER

V-071

- Morsetto a muro con foratura vetro. Lunghezza 35 mm. Fissaggio a muro.
- Lenght 35 mm. Fix: wall.
- Länge 35 mm. Fix: Wand.

NS

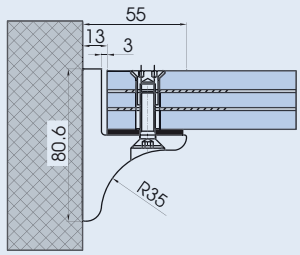

8+10+8+2x(1.52 PVB)
10+8+10+2x(1.52 PVB)

8+10+8+2x(0.76 PVB)
10+8+10+2x(0.76 PVB)

PRICE LIST 2017 ► 360

xme057

V-073

- Morsetto a vetro con foratura vetro Lunghezza 35 mm. Fissaggio a vetro.
- Lenght 35 mm. Fix: glass
- Länge 35 mm. Fix: Glas.

NS

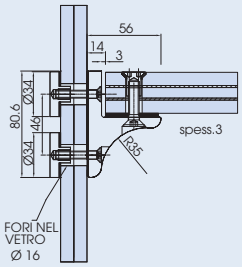

8+10+8+2x(1.52 PVB)
10+8+10+2x(1.52 PVB)

8+10+8+2x(0.76 PVB)
10+8+10+2x(0.76 PVB)

PRICE LIST 2017 ► 360

xme057

V-079

- Morsetto a muro con foratura vetro. Lunghezza 300 mm. Fissaggio a muro.
- Lenght 300 mm. Fix: wall.
- Länge 300mm. Fix: Wand.

NS

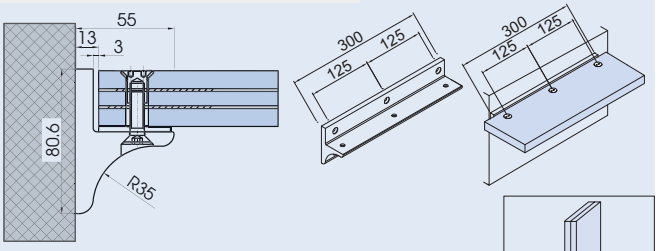

8+10+8+2x(1.52 PVB)
10+8+10+2x(1.52 PVB)

8+10+8+2x(0.76 PVB)
10+8+10+2x(0.76 PVB)

PRICE LIST 2017 ► 360

xme057

V-081

- Morsetto a vetro con foratura vetro lunghezza: 300 mm. Fissaggio a vetro.
- Lenght 300 mm. Fix: glass.
- Länge 300 mm. Fix: Glas.

NS

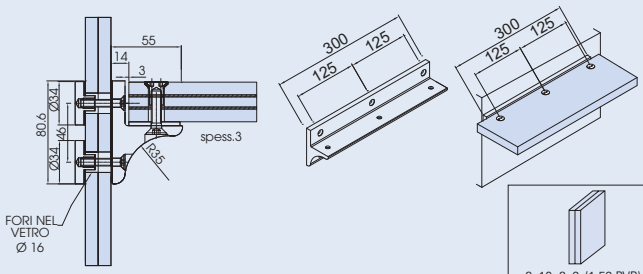

8+10+8+2x(1.52 PVB)
10+8+10+2x(1.52 PVB)

8+10+8+2x(0.76 PVB)
10+8+10+2x(0.76 PVB)

PRICE LIST 2017 ► 360

xme057

ACCESSORI | ACCESSORIES | ZUBEHÖR

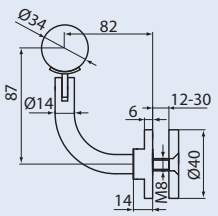

V-065-1

- Sostegno per corrimano con snodo in acciaio inox
  - tondo Ø 14 per tubo Ø 34 con fissaggio a vetro
  - foro nel vetro Ø 20.
- Adjustable handrail bracket or glass assembly. For tube Ø 34 mm - glass hole Ø 20 mm.
- Handlaufstütze variabel, für Glasmontage. Für Rohr Ø 34 mm. - Glasbohrung 20 mm.

IX

PRICE LIST 2017 ► 319

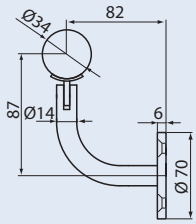

V-065-2

- Sostegno per corrimano con snodo in acciaio inox tondo Ø 14. Per tubo Ø 34 fissaggio a muro.
- Adjustable handrail bracket for wall. For tube Ø 34 mm.
- Handlaufstütze variabel, für Wandbefestigung. Für Rohr Ø 34 mm.

IX

PRICE LIST 2017 ► 319

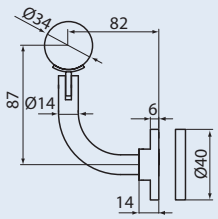

V-065-3

- Sostegno per corrimano con snodo in acciaio inox tondo Ø 14 - per tubo Ø 34 fissaggio a vetro con adesivo UV-A.
- Adjustable handrail bracket for glass assembly with UV-A glue. For tube Ø 34 mm.
- Handlaufstütze variabel - für Glasmontage mit UV-A Klebstoff - Für Rohr Ø 34 mm.

IX

PRICE LIST 2017 ► 319

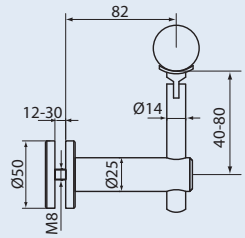

V-066-1

- Sostegno per corrimano con snodo in acciaio inox con regolazione in altezza per tubo Ø 34 - fissaggio a vetro foro nel vetro Ø 20 mm.
- Adjustable handrail bracket for glass assembly with flexible height adjustment - For tube Ø 34 mm glass hole Ø 20 mm.
- Handlaufstütze variabel - für Glasmontage mit flexible Höheneinstellung - Für Rohr Ø 34 mm Glasbohrung 20 mm.

IX

PRICE LIST 2017 ► 319

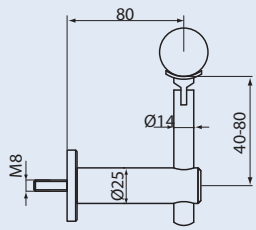

V-066-2

- Sostegno per corrimano con snodo in acciaio inox con regolazione in altezza per tubo Ø 34 - fissaggio a muro.
- Adjustable handrail bracket for wall with flexible height adjustment. For tube Ø 34 mm - Glass hole Ø 20 mm.
- Handlaufstütze variabel für Wandbefestigung mit flexible Höheneinstellung Für Rohr Ø 34 mm - Glasbohrung 20 mm.

IX

PRICE LIST 2017 ► 319

V-093

- Tubolare per corrimano Ø 33,7 mm. in acciaio inox.
- Tube stainless steel Ø 33,7 mm.
- Rohr Edelstahl Ø 33,7 mm.

IX

PRICE LIST 2017 ► 319

ACCESSORI | ACCESSORIES | ZUBEHÖR

V-094
- Tappo per tubolare Ø 33,7 mm in acciaio inox.
- End cap stainless steel Ø 33,7 mm.
- Endkappe Edelstahl Ø 33,7 mm.

IX

PRICE LIST 2017 ► 319

V-095
- Tronchetto di giunzione.
- Connector.
- Rohrverbinder.

IX

PRICE LIST 2017 ► 319

V-096
- Raccordo 90°.
- Connector 90°.
- Rohrverbinder 90°.

IX

PRICE LIST 2017 ► 319

V-097
- Attacco laterale per tubo corrimano.
- Wall flange.
- Wandflansch.

IX

PRICE LIST 2017 ► 319

V-098
- Attacco laterale per tubo corrimano con snodo.
- Adjustable wall flange.
- Wandflansch variabel.

IX

PRICE LIST 2017 ► 319

B-1010
- Tubo profilo ad "U" scanalato.
- Glass channel tube.
- Glasleistenrohr.

IX

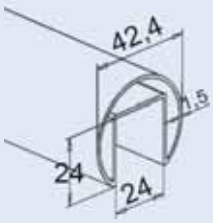

PRICE LIST 2017 ► 318

ACCESSORI | ACCESSORIES | ZUBEHÖR

B-1012
- Gomito 90° scanalato (orizzontale).
- Flush elbow 90° horizontal.
- Glasleistenrohr.

IX

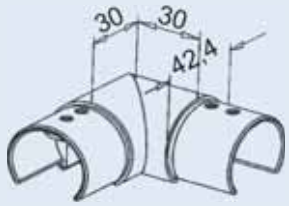

PRICE LIST 2017 ► 318

B-1014
- Sella scanalata.
- Adapter for glass channel tube.
- Rohradapter für Glasleistenrohr.

IX

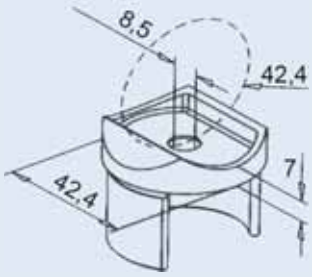

PRICE LIST 2017 ► 318

B-1011
- Piastra murale scanalata.
- Wall flange for glass channel system.
- Wandflansch für Glasleistenrohr.

IX

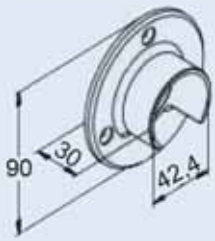

PRICE LIST 2017 ► 318



B-1015-17,5
- Guarnizione in caucciù per tubo scanalato per vetro 17,5 mm.
- Rubber profile for channel tube for glass 17,5 mm.
- Gummiprofil für Glasleistenrohr für Glas 17,5 mm.

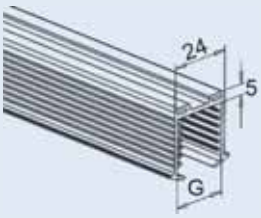

PRICE LIST 2017 ► 318



B-1015-21,5
- Guarnizione in caucciù per tubo scanalato per vetro 21,5 mm.
- Rubber profile for channel tube for glass 21,5 mm.
- Gummiprofil für Glasleistenrohr für Glas 21,5 mm.

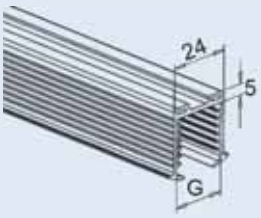

PRICE LIST 2017 ► 318

B-1016
- Gomito 90° scanalato (verticale).
- Flush elbow 90° vertical.
- Glasleistenrohr vertikal.

IX

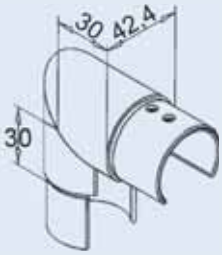

PRICE LIST 2017 ► 318

ACCESSORI | ACCESSORIES | ZUBEHÖR

B-1017
- Giunto scanalato.
- Straight connector.
- Rohrverbinder für Glasleistenrohr.

IX

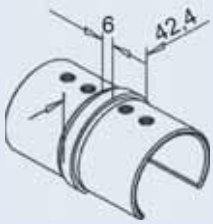

PRICE LIST 2017 ► 318

B-1018
- Calotta scanalata.
- Flat end cap.
- Endkappe flach.

IX

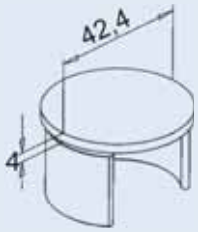

PRICE LIST 2017 ► 318

SIMBOLI | SYMBOLS | SYMBOLE

PORTATA
LOAD CAPACITY
TRAGKRAFT

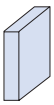

SPESSORE VETRO
GLASS THICKNESS
GLASDICKE

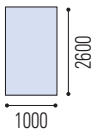

MISURE ANTA
PANEL MEASURES
TÜRGRÖSSE

SISTEMA SOFT-CLOSE
SOFT-CLOSE SYSTEM
SOFT-CLOSE SYSTEM

MOVIMENTO SINCRONIZZATO
SYNCRONIZED MOVEMENT
SYNCHRONISIERTE BEWEGUNG

TRASCINAMENTO CON CINGHIA
DRAGGING SYSTEM WITH TOOTHED BELT
MITNEHMER KIT MIT ZAHNRIEMEN

TRASCINAMENTO CON FUNE
DRAGGING SYSTEM WITH CABLE
MITNEHMER KIT MIT SEILZUG

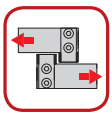

TRASCINAMENTO MECCANICO
MECHANICAL DRAGGING SYSTEM
MIT MECHANISCHEM MITNEHMER

FIXED

ANTA FISSA
FIXED PANEL
SEITENTEIL

→

ANTA SCORREVOLE
SLIDING DOOR
SCHIEBETÜR

MY METALGLAS

IL CALCOLATORE DEI VETRI
THE GLASS CALCULATOR
KONFIGURATOR FÜR DIE GLASBERECHNUNG

FINITURE | FINISHES | OBERFLÄCHEN

CP
Cromo perla
Chrome perla similar Alu
Chrom perla ähnlich Alu

CS
Cromo satinato
Satin chrome
Chrom matt

NS
Nickel satinato
Satin nickel
Ähnlich Edelstahl matt

CR
Cromo lucido
Polished chrome
Chrom glänzend

OL
Ottone lucido
Polished brass
Messing poliert

AN
Alluminio anodizzato
Aluminium anodized
Aluminium Silberfarbig

IX
Acciaio inox satinato
Satin stainless steel
Edelstahl matt

IXE
Effetto inox satinato
Inox effect
Inox effekt

IL
Acciaio inox lucido
Polished stainless steel
Edelstahl poliert



NO
Nero opaco
Matt black
Schwarz matt

LEGENDA

LP
Passaggio luce
Clear opening width
Lichte Durchgangsbreite

H | HP
Altezza passaggio luce
Clear opening height
Lichte Durchgangshöhe

LM | LA
Larghezza anta mobile
Sliding door width
Schiebeflügel Breite

HM | HA
Altezza anta mobile
Sliding glass height
Schiebeflügel Höhe

HF
Altezza anta fissa
Side fixed glass height
Seitenteil Höhe

LF
Larghezza anta fissa
Fixed glass width
Seitenteil Breite

LB
Lunghezza binario
Rail length
Laufschienenlänge

HB
Altezza fissaggio binario
Rail installation height
Laufschienenmontage Höhe

LV
Larghezza vetro
Glass width
Glas Breite

HV
Altezza vetro
Glass height
Glas Höhe

HS
Altezza stipite
Frame height
Zarge Höhe

LS
Larghezza stipite
Frame width
Zarge Breite

- Le informazioni tecniche in questo catalogo potrebbero non sempre corrispondere con gli attuali colori, misure e dimensioni. Noi perseguiamo una politica di costante innovazione e miglioramento e ci riserviamo il diritto di modificare specifiche e disponibilità senza preavviso. Non abbiamo nessuna responsabilità per errori di stampa che possono essere occorsi nella realizzazione di questo catalogo. Essendo questo solo un catalogo grafico per la foratura del vetro bisogna fare riferimento al manuale tecnico.

- Please note that the technical information included in this catalogue may not always precisely correspond with actual colours, measurements and dimensions. Wer persue a policy of constant updating and improvement and reserve the right to alter specification and availability without notice. We take no responsibility for any printing errors that might be occurred in the completion of this catalogue.

- Die in diesem Katalog angegeben Maße, Abbildungen und Angaben, sind unverbindlich. Modelländerungen, Konstruktionsverbesserungen und Maßänderungen behalten wir uns vor. Erfahrungsgemäss können Drückfarben nicht immer den Farbton original getreu wiedergeben. Farbabweichungen sind daher möglich. Für Druckfehler wie auch übrige Fehler welche bei Erstellung dieses Kataloges entstanden sind, ist jede Haftung ausgeschlossen.

METALGLAS BONOMI

ITALY

METALGLAS BONOMI Srl

Via Montini, 106/A
25067 Lumezzane S.A.
(Brescia) Italy

Ph. +39.030.829910
Fax +39.030.8920970

www.metalglas.it
info@metalglas.it

Edition 03-2018